

K002229 - Kit - Row Reducer
Gen I 8 Row to 6 Row HO Meter (Outside)

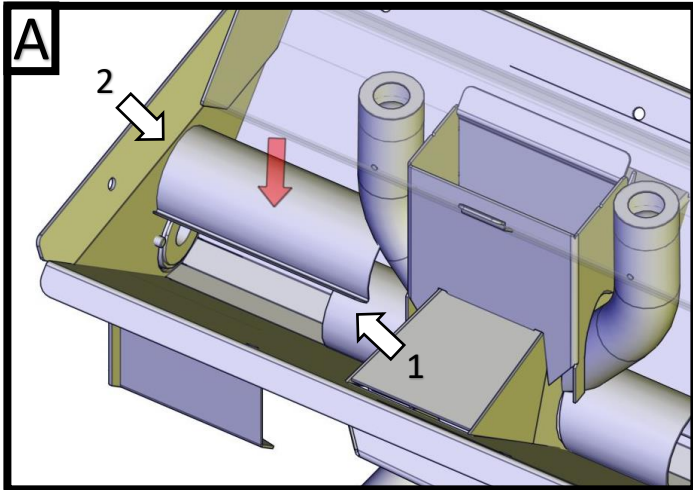
Item No.	Qty	Part Number	Description
1	2	M000150	Row Reducer 8 Row - HO Outside (1 Row)
2	2	M000179	Cap - 2-1/2" Orange w/Hole
3	2	P000240	Hose Clamp - 2" S/S

or

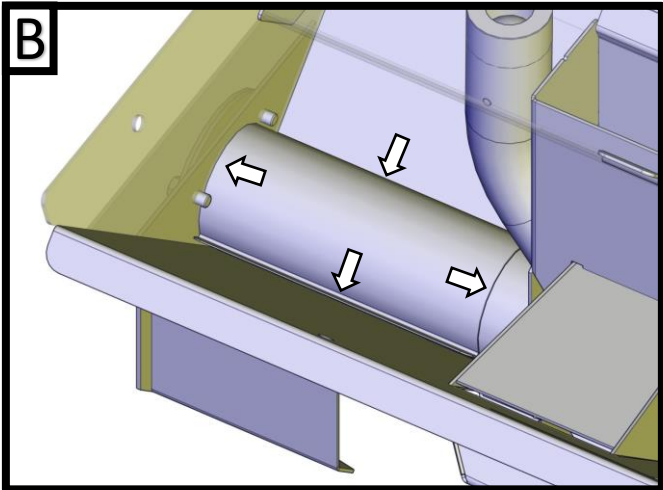
K002234 - Kit - Row Reducer
Gen I 8 Row to 6 Row STD Meter (Outside)

Item No.	Qty	Part Number	Description
1	2	M000148	Row Reducer (8 Row - STD Outside)
2	2	M000178	Cap - 2" Orange w/Hole
3	2	P000240	Hose Clamp - 2" S/S

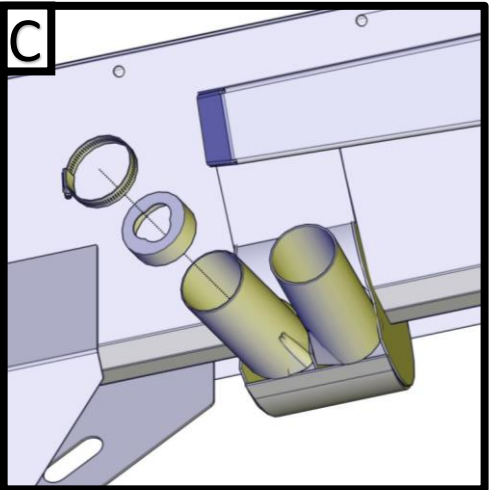
8 ROW TO 6 ROW (OUTSIDE) REDUCER INSTALLATION GUIDE



APPLY SILICONE TO TOP OF AUGER COVER (ARROW 1). REDUCER SHOULD BE TIGHT AGAINST THE SIDE OF THE METER, BELOW THE BOLTS THAT HOLD THE BEARING IN PLACE (ARROW 2). SNAP THE REDUCER DOWN OVER THE COVER.



WITH THE REDUCER SECURELY IN PLACE, SEAL EACH EDGE WITH SILICONE. REPEAT FOR EACH REDUCER.



SLIDE CAPS OVER ALL BLOCKED ROW OUTLET TUBES. SECURE EACH ONE WITH A HOSE CLAMP.

HOSE ROUTING AS SHOWN

