



# MONTAG MFG. AUTO-STEER CART 2018

Serial Numbers 20873 - 21181  
PARTS MANUAL



Color coded parts are denoted in this catalog by “\_\_” following the p/n. When ordering replacement parts, color coded parts need to be ordered w/ their corresponding color suffix. The following is a list of color codes:

AA = Black Paint

ZZ = Gray Poly

ZY = Yellow Poly

ZX = White Poly

For example, when ordering a M001018\_\_ in black, you would order M001018AA at time of ordering. Failure to add the color code may result in getting an unpainted part, rather than a painted one.

## Table of Contents

### **AUTO-STEER CART 2017**

LIST OF AVAILABLE CART CONFIGURATIONS.....	06-07
--	-------

6 Ton Cart Overview.....	08-09
--------------------------	-------

#### 6 Ton Cart

6 Ton Center Frame.....	10-11
6 Ton King Pin Assembly.....	12-13
6 Ton Arm and Kingpin Attachment.....	14-15
6 Ton Tie Rods.....	16-17
6 Ton Axle Area.....	18-19
6 Ton Spindle Assemblies.....	20-21
6 Ton Tire Options.....	22-23
6 Ton Arms and Jacks.....	24-25
6 Ton Replacement Arm Assemblies.....	26-27
Straps and Saddles.....	28-29
Cart Hose Guide Strap Kit.....	30-31
6 Ton Couplers and Gussets.....	32-33
Safety Chains and Ball Hitch Couplers.....	34-35
Adjustable Ball Hitch Coupler Assembly.....	36-37
Transport Receiver (Ball) Assembly.....	38-39
Safety Chains and Knuckle Hitch Couplers.....	40-41
Knuckle Hitch Coupler Assembly.....	42-43
Knuckle Transport Receiver.....	44-45
Drift Assist.....	46-47
Drift Assist Steering Arm Assembly.....	48-49

<u>6 Ton Cart - Metric</u> .....	50-51
----------------------------------	-------

6 Ton Metric King Pin Assembly.....	52-53
6 Ton Metric Axle Area.....	54-55
6 Ton Metric Spindle Assemblies.....	56-57

## Table of Contents (continued)

9 & 12 Ton Cart Overview.....	58-59
-------------------------------	-------

### 9 & 12 Ton Carts

9 & 12 Ton Center Frame.....	60-61
9 & 12 Ton King Pin Assembly.....	62-63
9 & 12 Ton Arm and Kingpin Attachment.....	64-65
9 & 12 Ton Tie Rods (Tires Only).....	66-67
9 & 12 Ton Axle Area.....	68-69
9 Ton Spindle Assemblies.....	70-71
12 Ton Spindle Assemblies.....	72-73
9 & 12 Ton Tire Options.....	74-75
12 Ton Track King Pin Assembly.....	76-77
12 Ton Track Axle Area.....	78-79
12 Ton Tie Rods For Track Carts.....	80-81
12 Ton Track Axle Area.....	82-83
12 Ton Track Options.....	84-85
9 & 12 Ton Arms And Jacks.....	86-87
9 & 12 Ton Replacement Arm Assemblies.....	88-89
9 & 12 Ton Couplers and Gussets.....	90-91

Decals.....	92-93
-------------	-------

### Mounting Hardware


GEN I w/Scale Kit.....	94-95
GEN I and Liquid Systems - No Scale Kit.....	96-97
GEN II.....	98-99

### Light Kits

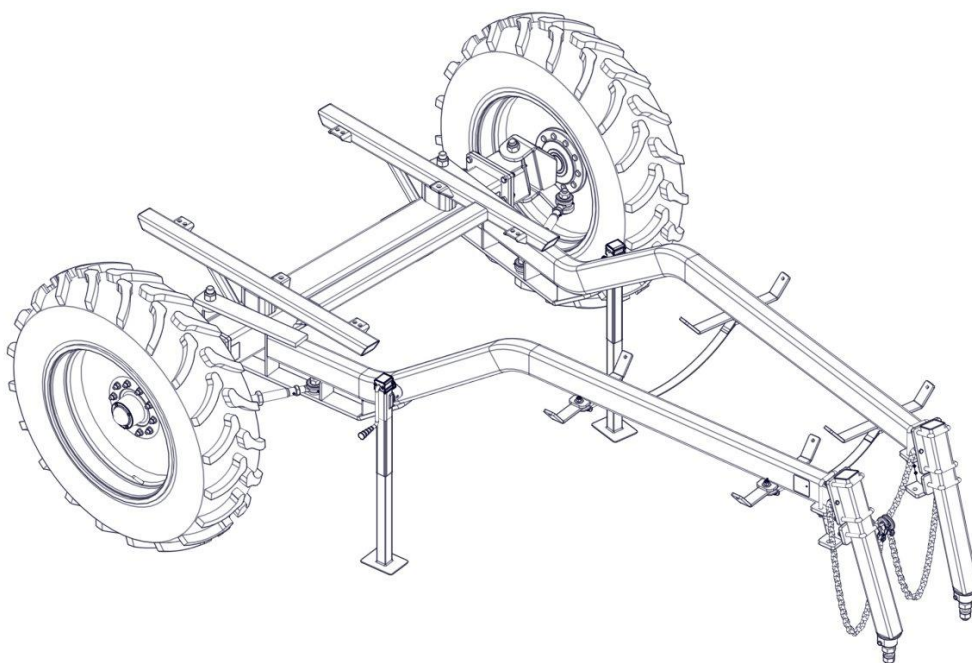
LED w/ High-Rise Mounts And Safety Module(GEN II Only).....	100-101
LED w/ Safety Module (GEN I Only).....	102-103
Lighting Kit (Safety Flashing).....	104-105
Extension Light Mount Kit.....	106-107
LED w/ Safety Module - Dual Light Housing (GEN I Only).....	108-109
Dual Light Housing Kit.....	110-111
Auxiliary Work Lights.....	112-113

### Quick Disconnect Assemblies

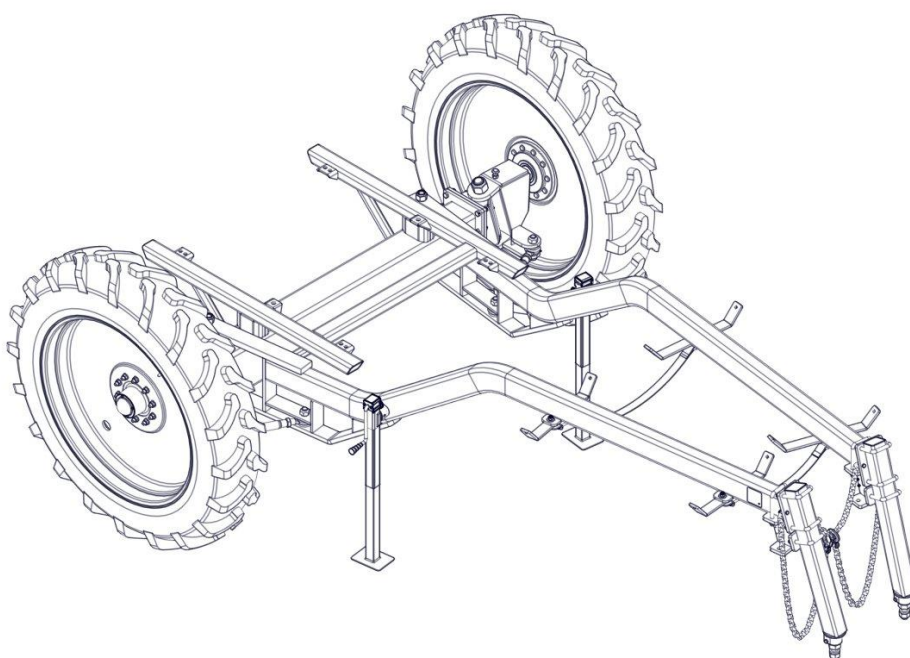
QD-800.....	114-115
QD-600.....	116-117



## LIST OF AVAILABLE CART CONFIGURATIONS



**C06B - Auto-Steer Cart - 6 Ton Adjustable Axle**



**C09B - Auto-Steer Cart - 9 Ton Adjustable Axle**

## **LIST OF AVAILABLE CART CONFIGURATIONS**

### **6 TON CARTS**

C06B	Auto-Steer Cart - 6 Ton Adjustable Axle
C06M	Auto-Steer Cart - 6 Ton Metric Adjustable Axle (110")

**6 TON CART SECTION STARTS ON PAGE 8**

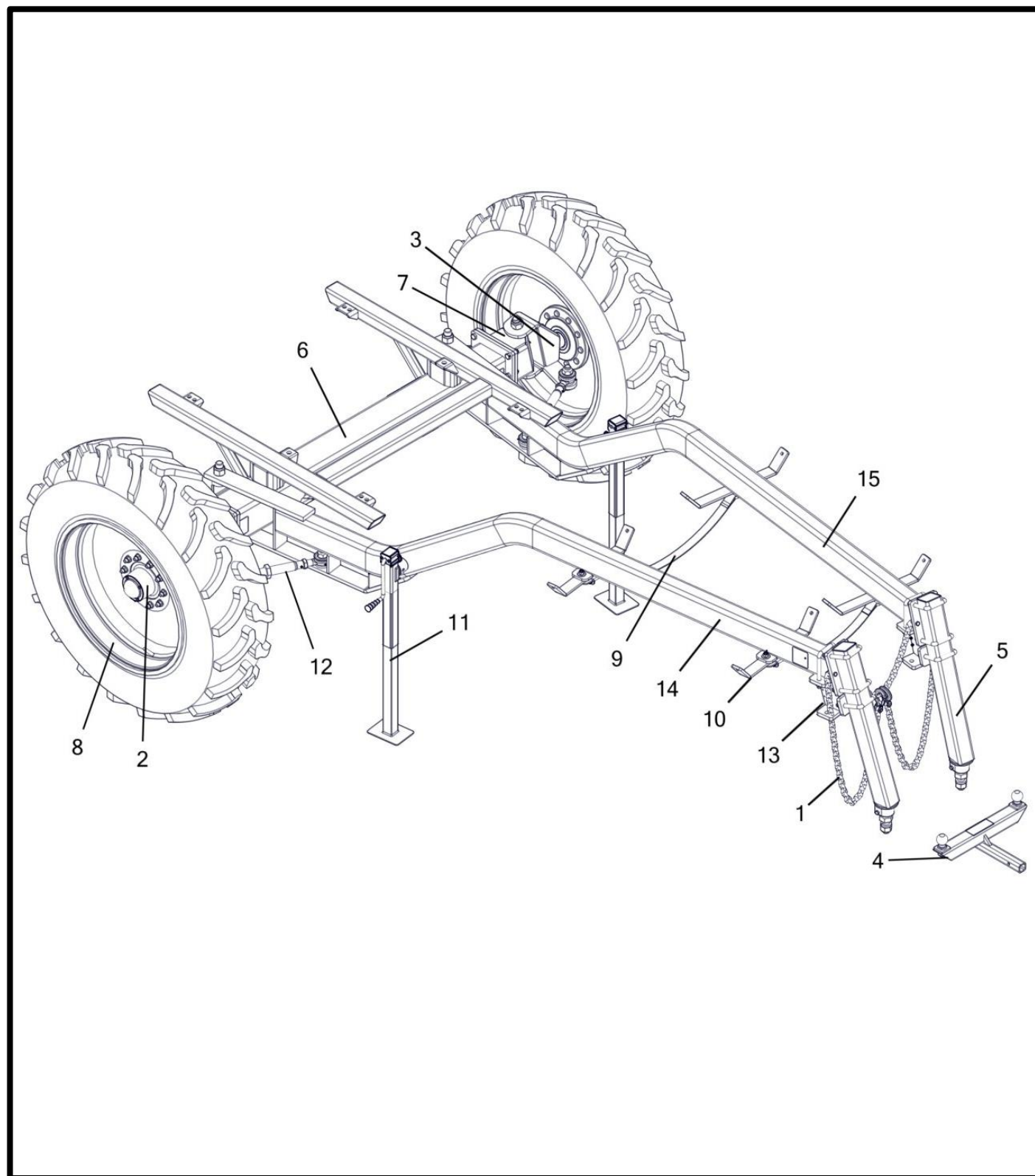
### **9 & 12 TON CARTS**

C09B	Auto-Steer Cart - 9 Ton Adjustable Axle
C12B	Auto-Steer Cart - 12 Ton Adjustable Axle
C12T	Auto-Steer Cart - 12 Ton Track

**9 & 12 TON CART SECTION STARTS ON PAGE 58**



## 6 TON CART OVERVIEW

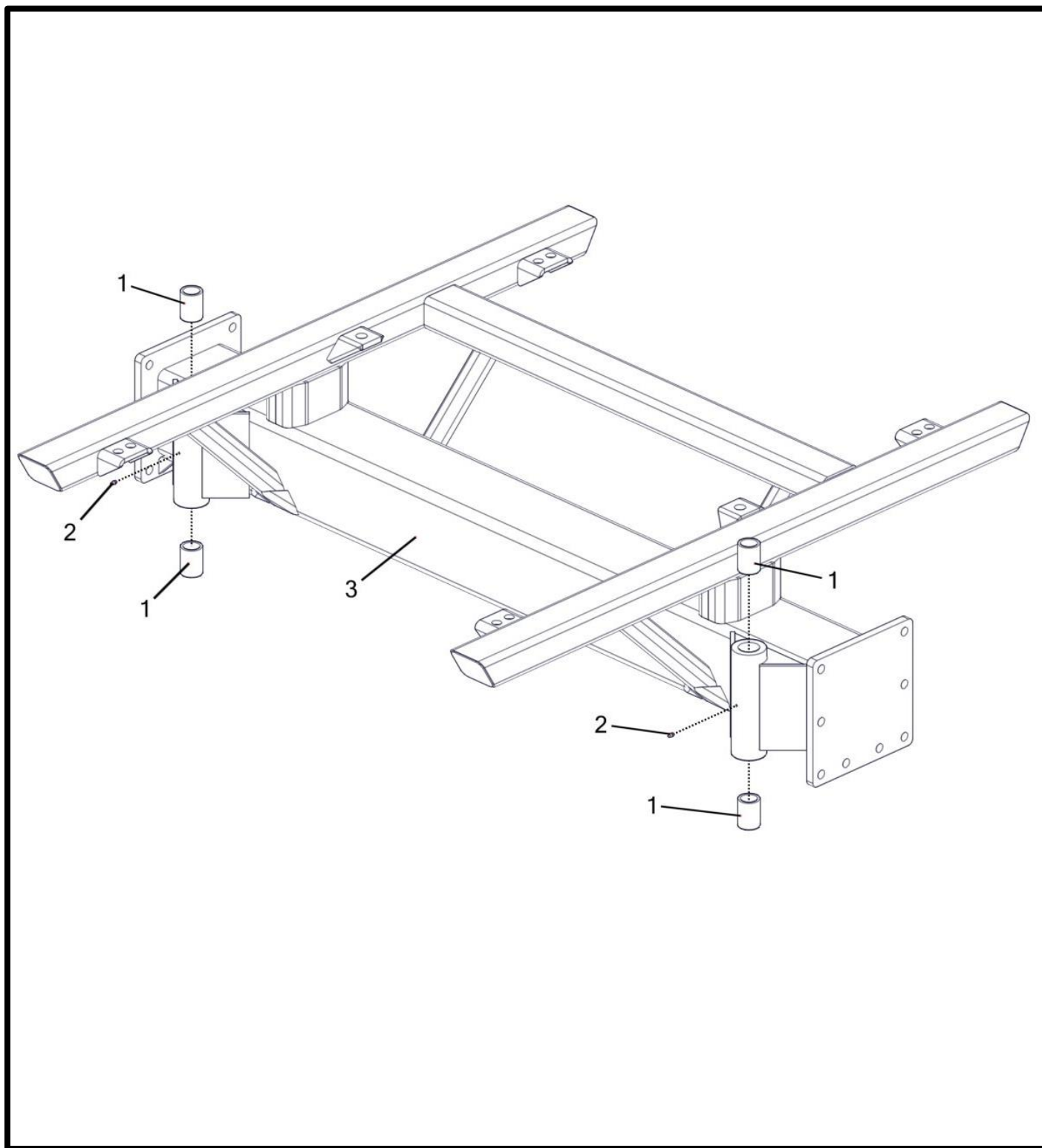




## 6 TON CART OVERVIEW

Item No.	Qty	Description
1	2	Safety Chain Assembly
2	1	Spindle Assembly – Right
3	1	Spindle Assembly – Left
4	1	Hitch - Transport Receiver
5	2	Hitch - Adj.
6	1	Assembly - Adjustable Center Frame
7	2	Assembly - King Pin End
8	2	Tire
9	1	Kit - Gen II Cart Attachment
10	4	Saddle - Hose
11	2	Jack - 8000 lb. Drop
12	2	Tie-Rod
13	2	Support - Universal Arm Gusset
14	1	Arm - Gooseneck RH
15	1	Arm - Gooseneck LH

## 6 TON CENTER FRAME

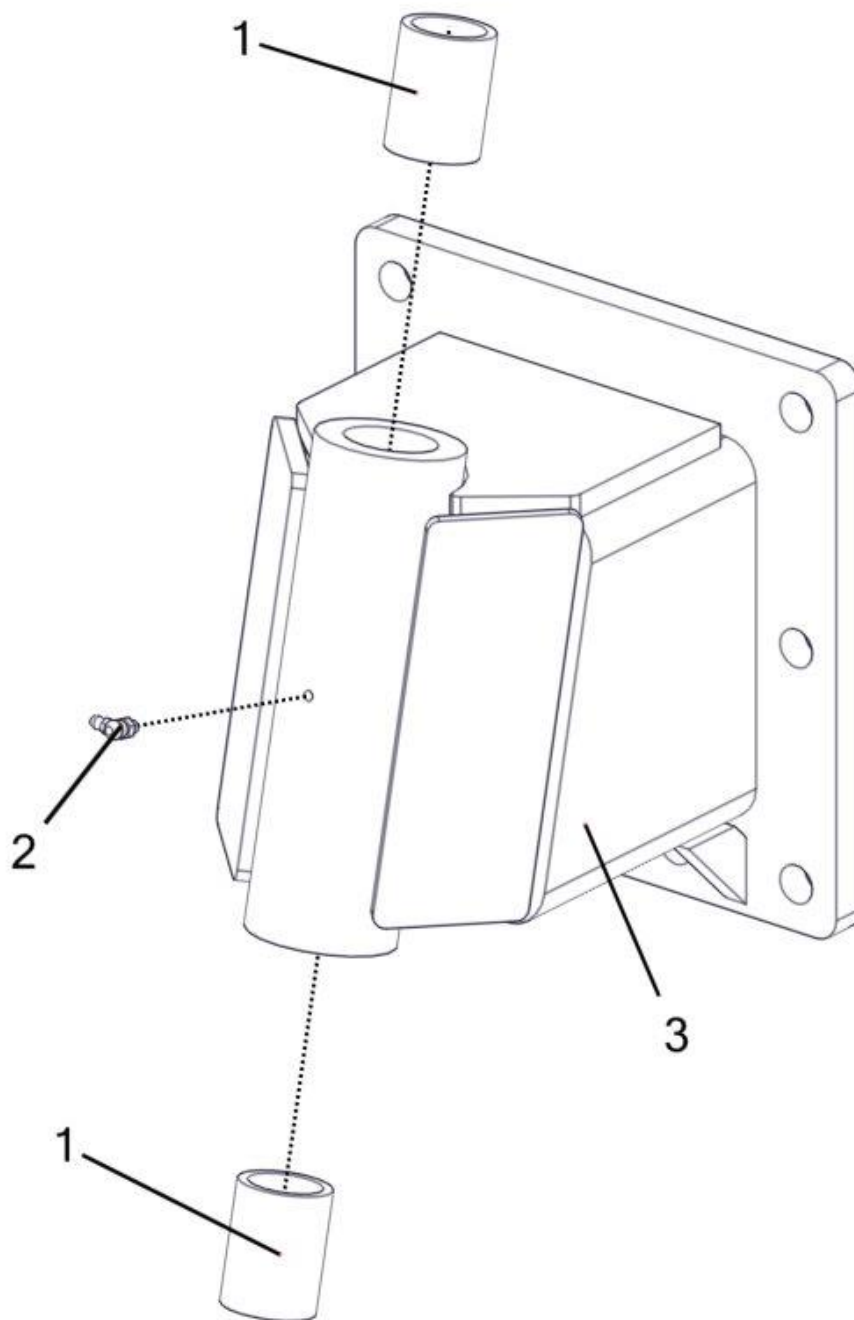


## 6 TON CENTER FRAME

Item No.	Qty	Part Number	Description
1	4	P000005	Bushing - 1-1/2" x 1.875" x 2.5" *
2	2	P000140	Grease Zerk - 1/4-28 Straight *
3	1	A000258__	Assembly - 6 Ton Adjustable Center Frame

(\*) Included In A000258\_\_ - Assembly - 6 Ton Adjustable Center Frame

## 6 TON KING PIN END ASSEMBLY

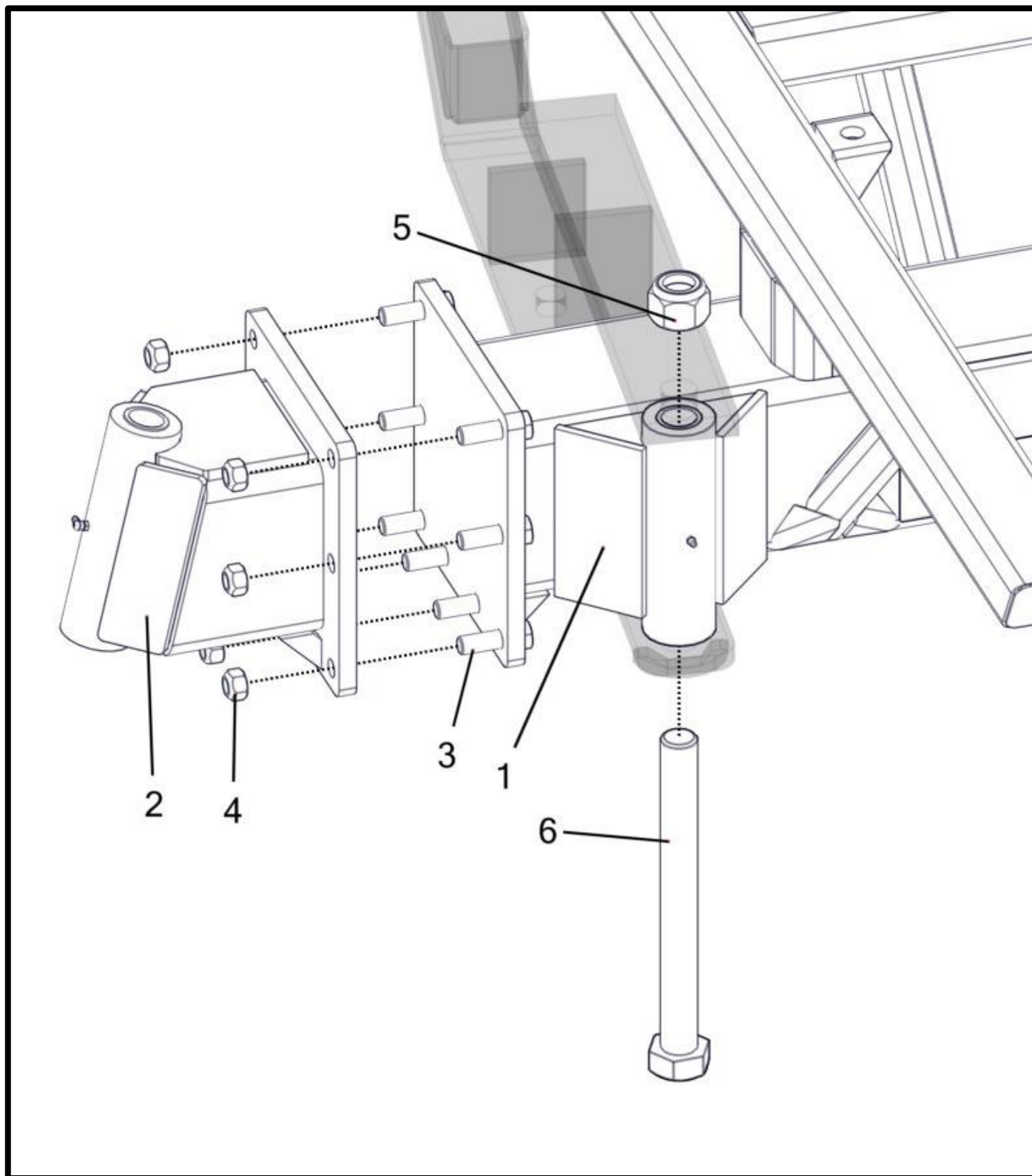


## 6 TON KING PIN END ASSEMBLY

Item No.	Qty	Part Number	Description
1	2	P000005	Bushing - 1-1/2" x 1.875" x 2.5" *
2	1	P000231	Grease Zerk - 1/4-28 90 *
3	1	A000260__	Assembly - 6 Ton King Pin End

(\*) Included In A000260 - Assembly - 6 Ton King Pin End

## 6 TON ARM AND KINGPIN END ATTACHMENT



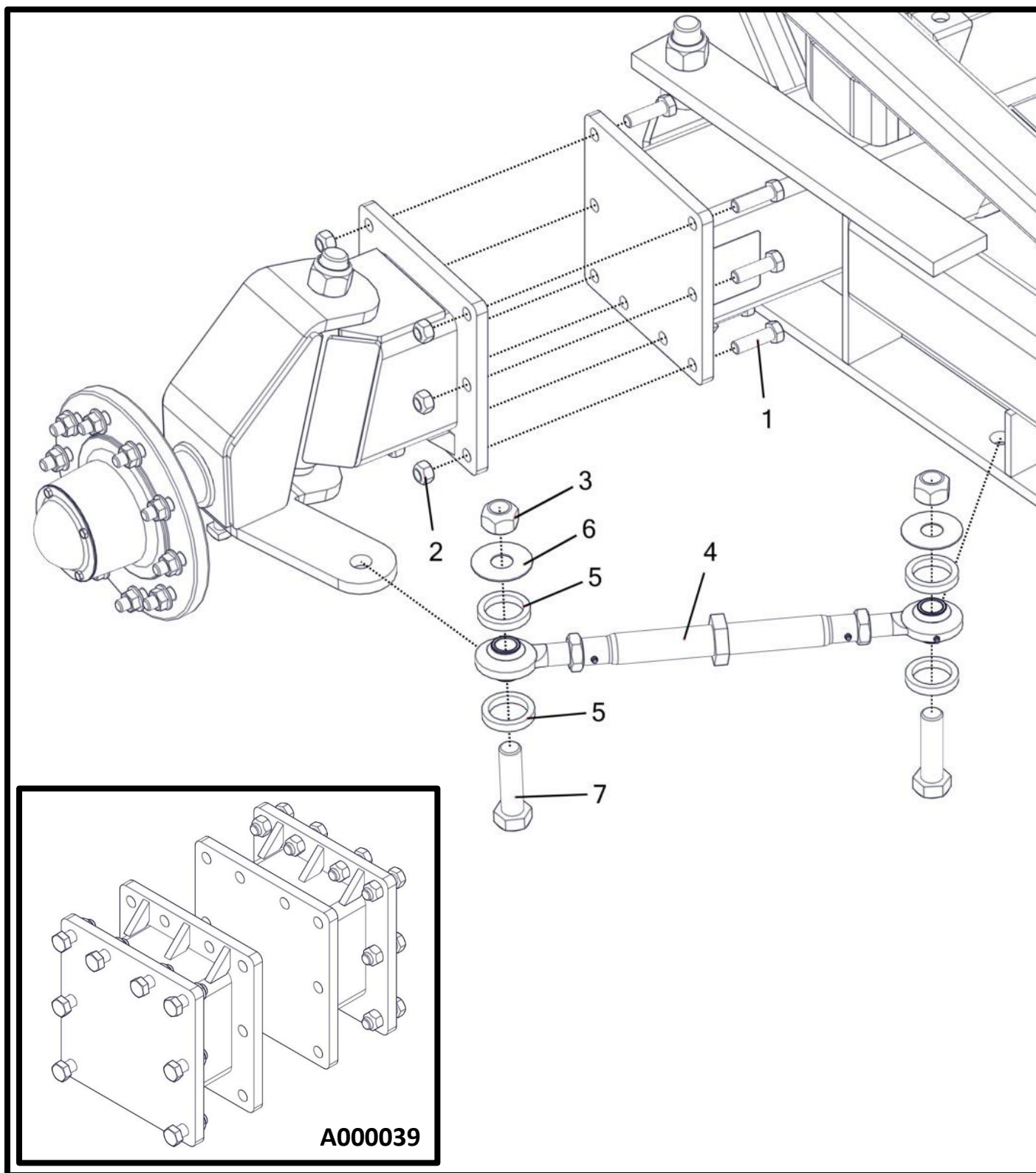


## 6 TON ARM AND KINGPIN END ATTACHMENT

Item No.	Qty	Part Number	Description
1	1	A000258__	Assembly - 6 Ton Adjustable Center Frame
2	2	A000260__	Assembly - 6 Ton King Pin End
3	16	P000046	Bolt - 3/4-10 x 2.5 x 1.75 Hex (GR 5 M/S FA) *
4	16	P000061	Nut - 3/4-10 Hex Metal Lock (GR 5 M/S FA) *
5	2	P000063	Nut - 1 1/2-6 Hex Nylon Lock (GR 5 M/S FA)
6	2	P000722__	Bolt - 1 1/2-6 x 14.75 x 3.5 Hex (GR 5 M/S FA)

(\*) Included In K000017 - Kit - Adj. Axle (6 Ton)

## TIE RODS - 6 TON



## TIE RODS - 6 TON

Item No.	Qty	Part Number	Description
1	16	P000046	Bolt - 3/4-10 x 2.5 x 1.75 Hex (GR 5 M/S FA) †
2	16	P000061	Nut - 3/4-10 Hex Metal Lock (GR 5 M/S FA) * †
3	4	P000079	Nut - 1 1/4-7 Hex Metal Lock (GR 5 M/S FA) *
4	2	P000350__	Tie-Rod - 120"-132" Universal Adjustable (Heavy Duty) <b>(Shown)</b>
	2	P000351__	Tie-Rod - 133"-165" Universal Adjustable (Heavy Duty)
5	8	P000365	Gasket - Tie-Rod Bearing Grease (Foam)
6	4	P000366	Washer - 1-1/4 x 3-1/2 (304 S/S)
7	4	P000622	Bolt - 1 1/4-7 x 4.5 x 2.75 Hex (GR 5 M/S FA) *

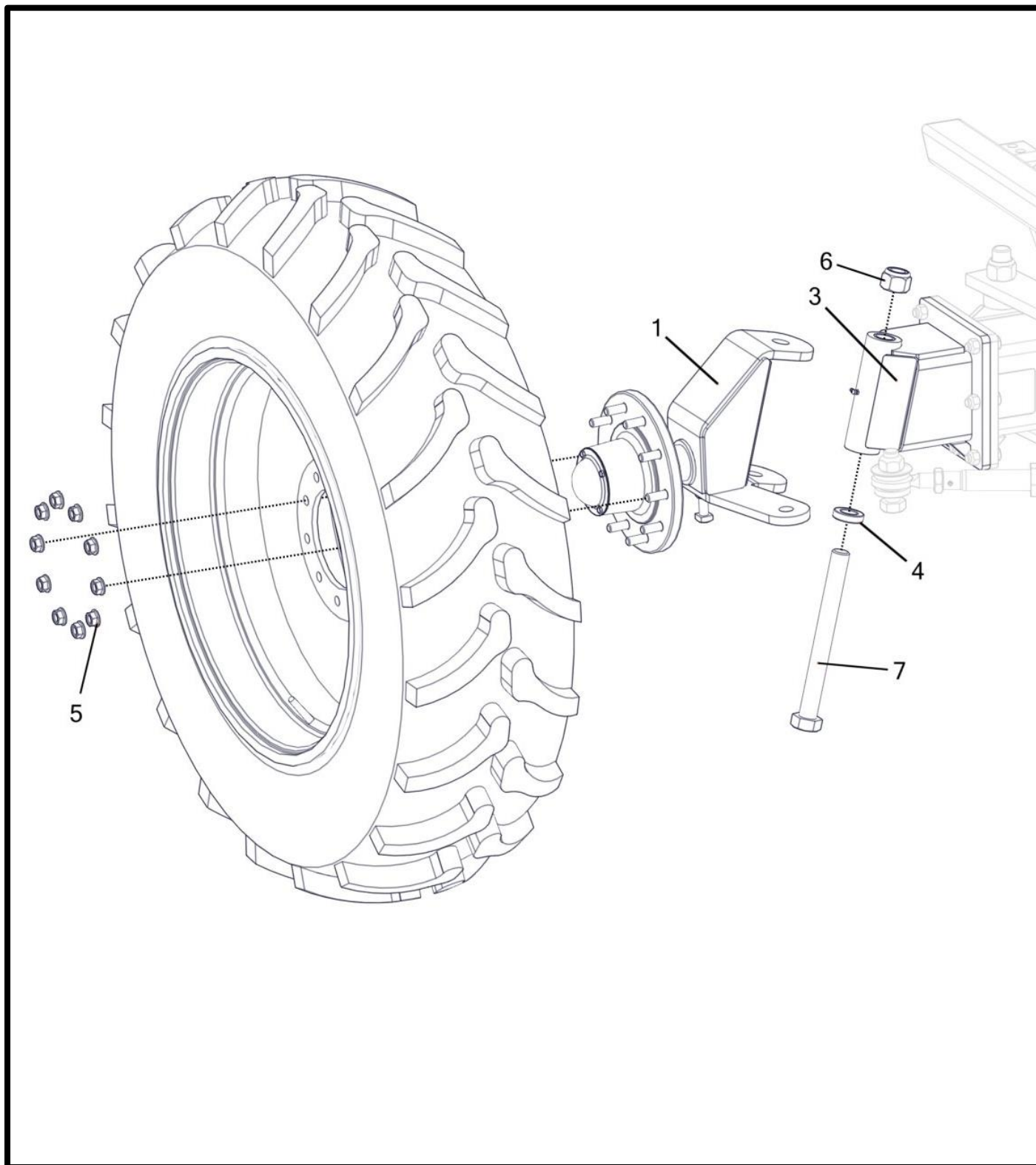
(\*) Included In K002037 - Kit - 6 Ton Cart Hardware

(†) Included In K000017 - Kit - Adj. Axle (6 Ton)

OFFSET	AXLE EXTENSION	TIE-ROD P/N
0"	NONE	P000350__
12"	A000039__‡	P000350__
24"	A000040__‡	P000351__
32"	A000041__‡	P000351__
40"	A000042__‡	P000351__

(‡) Includes K000017 Hardware Kit

## 6 TON AXLE AREA

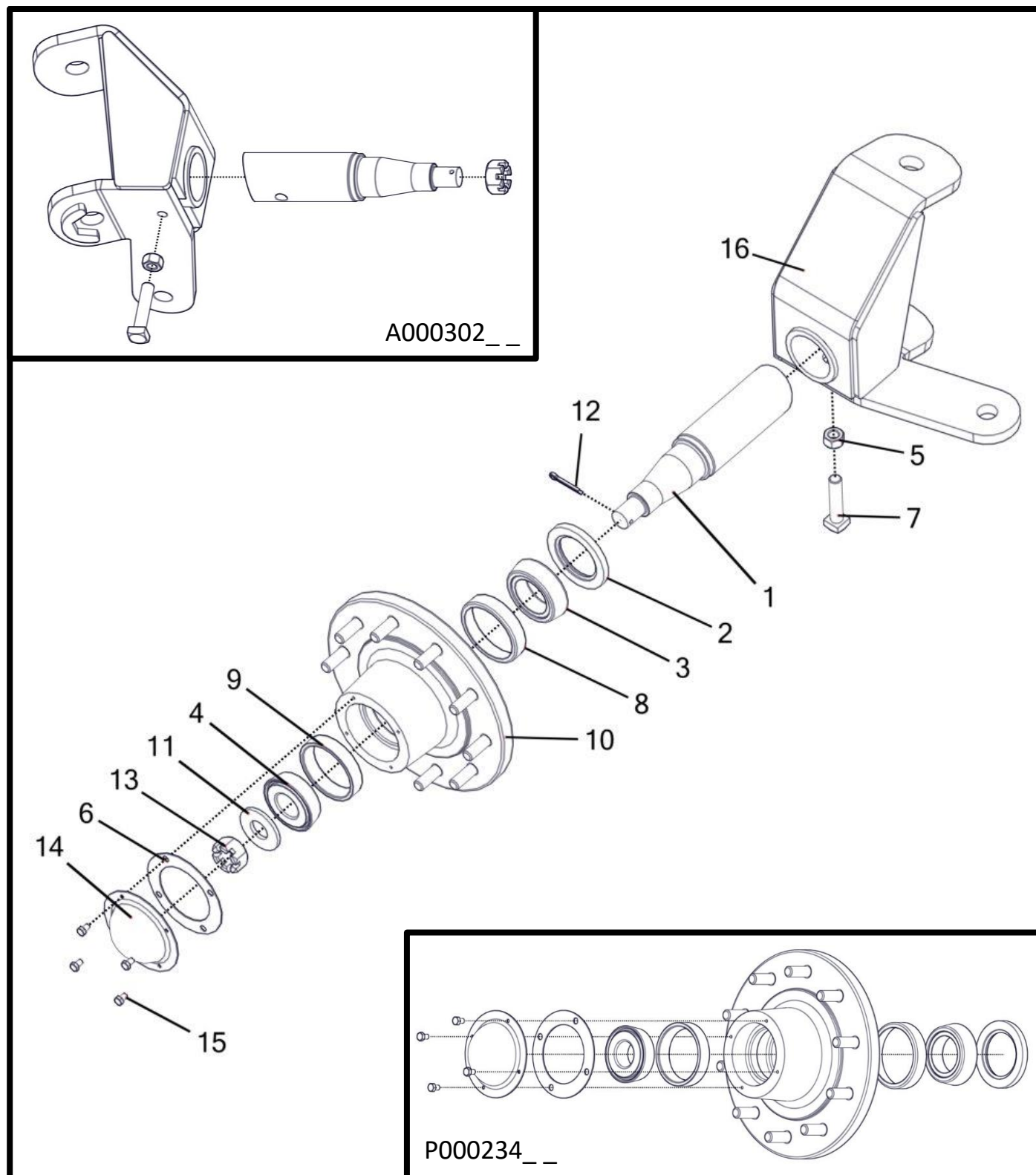


## 6 TON AXLE AREA

Item No.	Qty	Part Number	Description
1	1	A000010__	Spindle Assembly - 6 Ton Right <b>(Shown)</b>
2	1	A000011__	Spindle Assembly - 6 Ton Left
3	2	A000260__	Assembly - 6 Ton King Pin End
4	2	P000015	Bearing - Thrust 1-1/2" (D17)
5	20	P000018	Nut - Lug (6, 9, 12 Ton) *
6	2	P000063	Nut - 1 1/2-6 Hex Nylon Lock (GR 5 M/S FA)
7	2	P000722__	Bolt - 1 1/2-6 x 14.75 x 3.5 Hex (GR 5 M/S FA)

(\*) Included In K002204 - Kit - Lug Nut (10 Pack)  
(Requires 1 Per Tire)

## 6 TON SPINDLE ASSEMBLIES





## 6 TON SPINDLE ASSEMBLIES

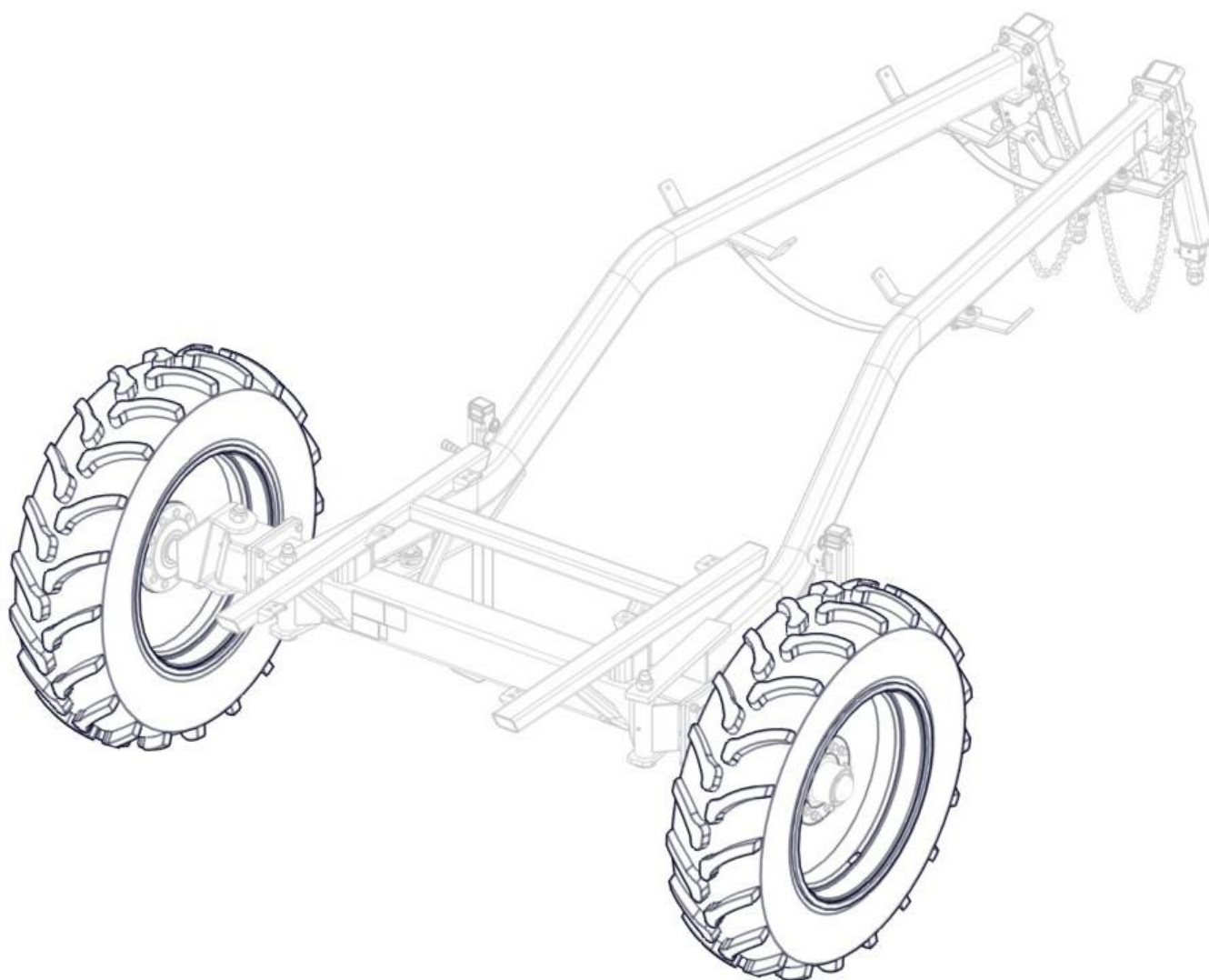
Item No.	Qty	Part Number	Description
		<b>A000010__</b>	<b>Spindle Assembly - 6 Ton Right (Shown)</b>
		<b>A000011__</b>	<b>Spindle Assembly - 6 Ton Left</b>
1	1	M000018	Shaft - Spindle - 6 Ton *
2	1	P000007	Seal - Hub (6 Ton) †
3	1	P000008	Bearing - Inner (6 Ton) †
4	1	P000009	Bearing - Outer (6 & 9 Ton) †
5	1	P000019	Nut - 3/4-10 Hex (GR 5 M/S FA) *
6	1	P000025	Gasket - Hub Cap (6 & 9 Ton) †
7	1	P000033	Set Screw - 3/4" x 3-1/2" *
8	1	P000166	Cup - Inner (6 Ton) †
9	1	P000170	Cup - Outer (6 & 9 Ton) †
10	1	P000249__	Hub - 6 Ton (Casting Only) †
11	1	P000252	Washer - Spindle (6 & 9 Ton)
12	1	P000254	Pin - Cotter (6 & 9 Ton Spindle)
13	1	P000256	Nut - 1 1/4-12 Slotted (GR 5 M/S FB) *
14	1	P000259__	Hub Cap - (6 & 9 Ton) †
15	4	P002588	Bolt - 5/16-18 x 0.5 x 0.5 Hex (GR 5 M/S FC) †
16	1	W000001__	Housing - Spindle (6 Ton Right) <b>(Shown)</b> *
	1	W000002__	Housing - Spindle (6 Ton Left) *

(\*) Included In A000302\_\_ - Spindle Housing Assembly - 6 Ton (RH) **(Shown)**  
Or

(\*) Included In A000157\_\_ - Spindle Housing Assembly - 6 Ton (LH)

(†) 6 Ton Hub Parts Are Included In  
P000234\_\_ - Hub - 6 Ton (N871)

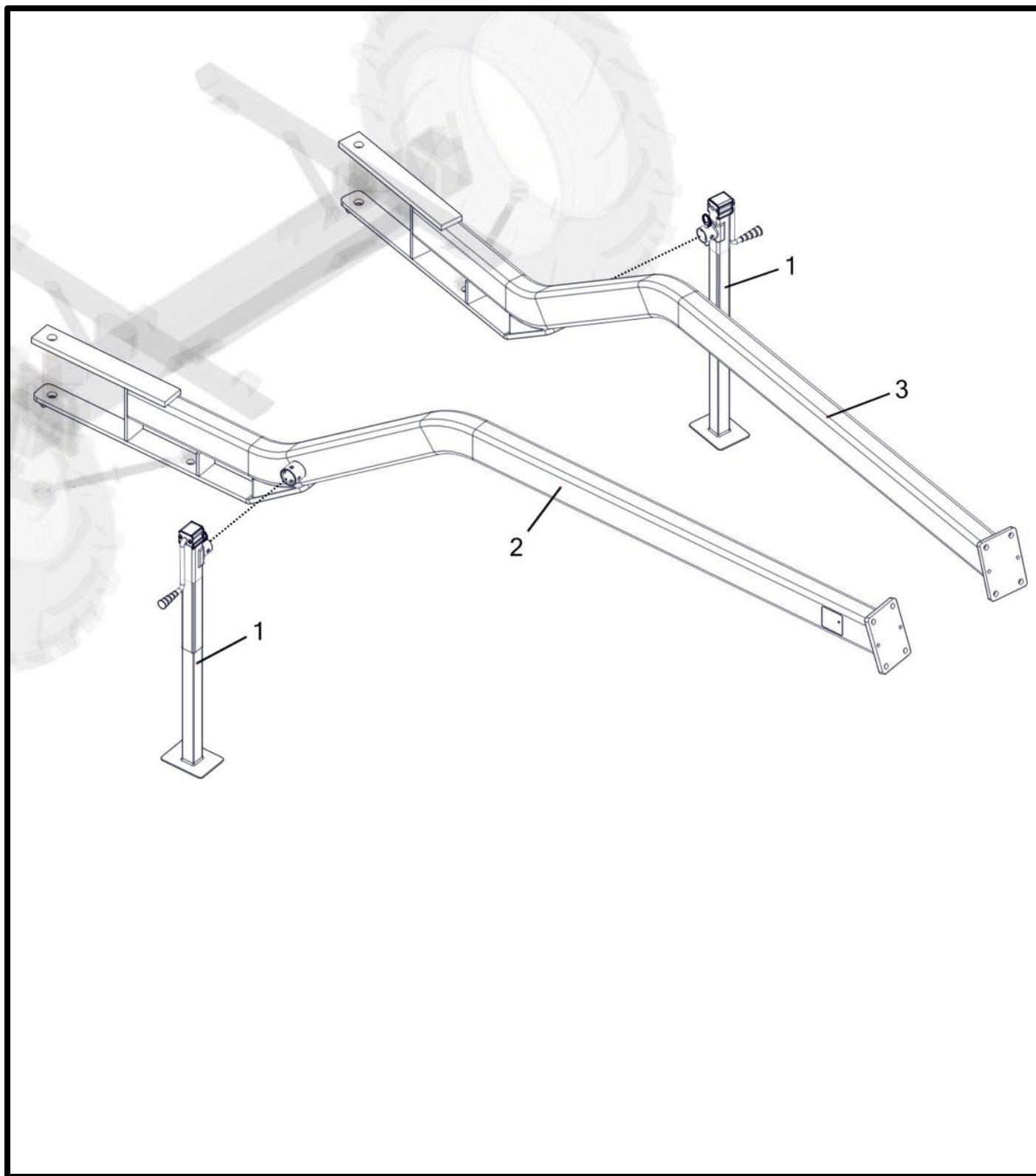
## 6 TON TIRE OPTIONS



## 6 TON TIRE OPTIONS

LEFT	RIGHT	Description
A000004	A000292	Tire Assembly- 380/90 R46" 10 Bolt Small
A000005	A000293	Tire Assembly - 420/85 R34" 10 Bolt Small
A000006	A000294	Tire Assembly- 380/85 R34" 10 Bolt Small
A000063	A000295	Tire Assembly - 480/80 R42" 10 Bolt Small 0" Offset
A000175	A000304	Tire Assembly - 320/90 R46" 10 Bolt Small (12.4x46)
A000193	A000305	Tire Assembly- 320/90 R42" 10 Bolt Small

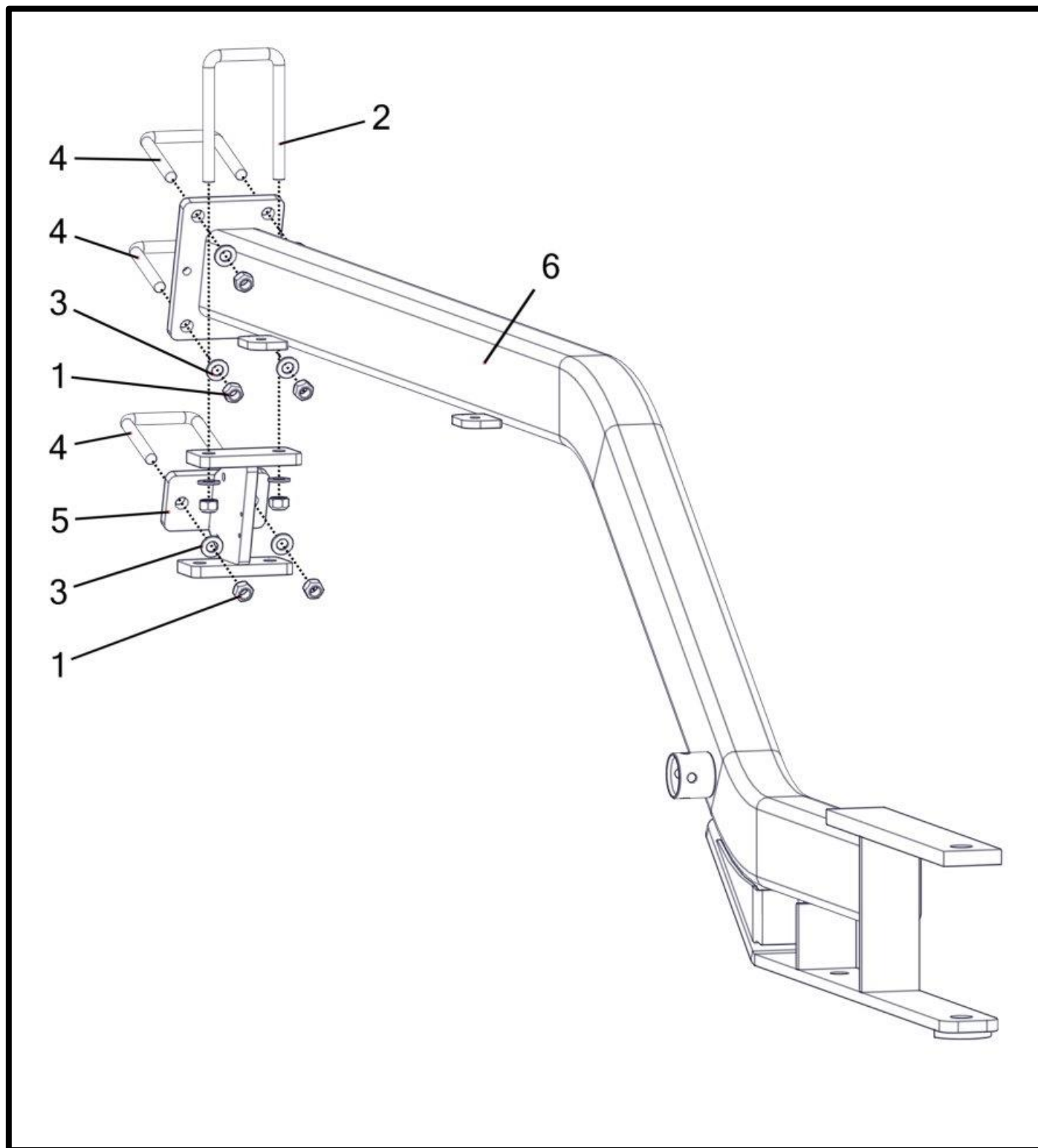
## 6 TON ARMS AND JACKS



## 6 TON ARMS AND JACKS

Item No.	Qty	Part Number	Description
1	2	P000138	Jack - 8000 lb. Drop
2	1	A002452__	Arm - Gooseneck RH 6 Ton w/Decal
3	1	A002450__	Arm - Gooseneck LH 6 Ton w/Decal

## 6 TON REPLACEMENT ARM ASSEMBLIES



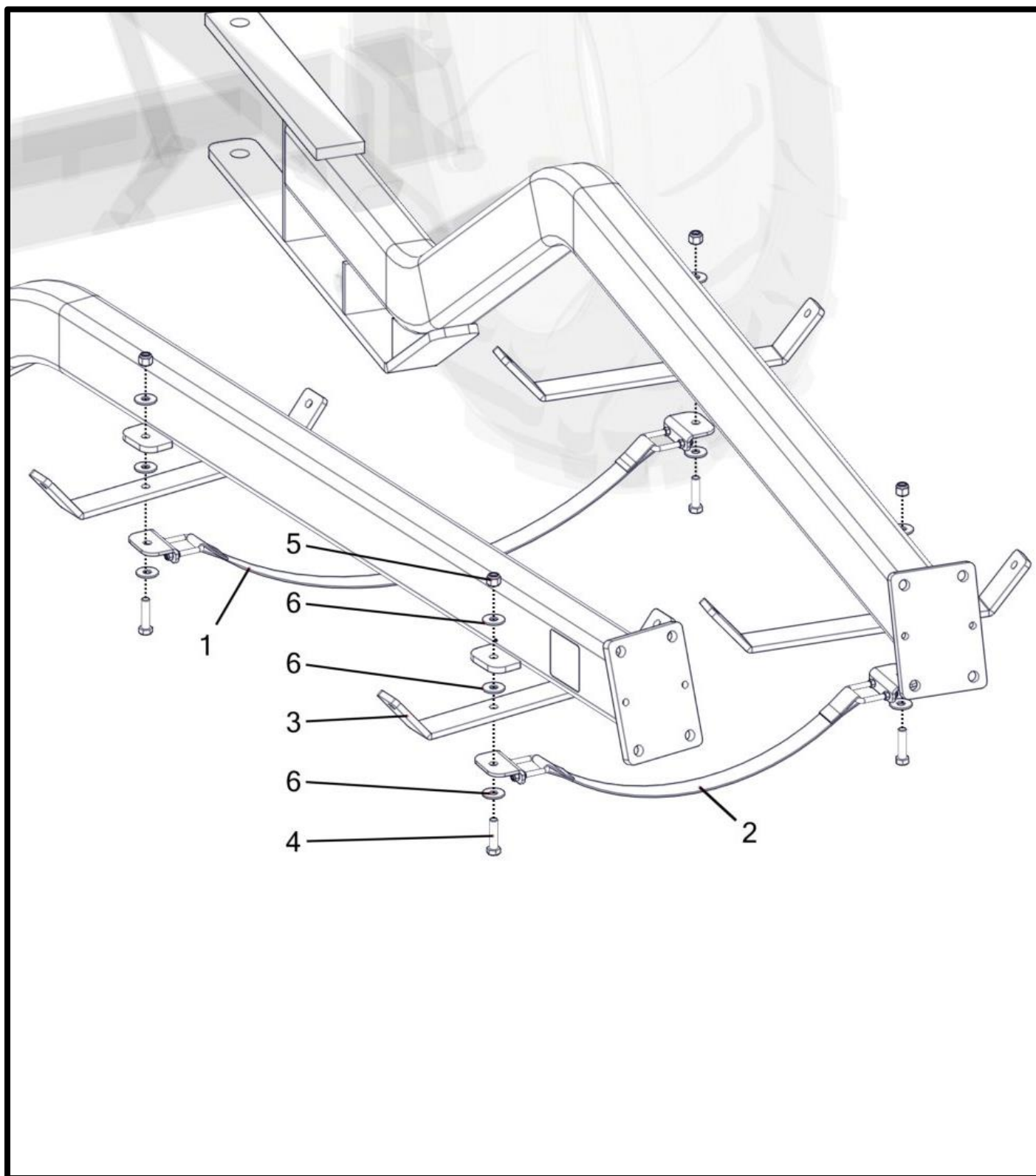


## 6 TON REPLACEMENT ARM ASSEMBLIES

Item No.	Qty	Part Number	Description
		<b>A002190__</b>	<b>Arm - Gooseneck LH (6 Ton) (Shown)</b>
		<b>A002181__</b>	<b>Arm - Gooseneck RH (6 Ton)</b>
1	8	P000061	Nut - 3/4-10 Hex Metal Lock (GR 5 M/S FA)
2	1	P000430	U-Bolt - 3/4" x 4-1/8" x 8
3	8	P000766	Washer - 3/4" SAE Flat (1.469" OD) (GR 5 M/S FA)
4	3	P002285	U-Bolt - 3/4" x 4-1/8" x 6"
5	1	W002396__	Support - Universal Arm Gusset
6	1	A002450__	Arm - Gooseneck LH 6 Ton w/Decal <b>(Shown)</b>
	1	A002452__	Arm - Gooseneck RH 6 Ton w/Decal

Hardware Shown Is Included With Assembly

## STRAPS AND SADDLES



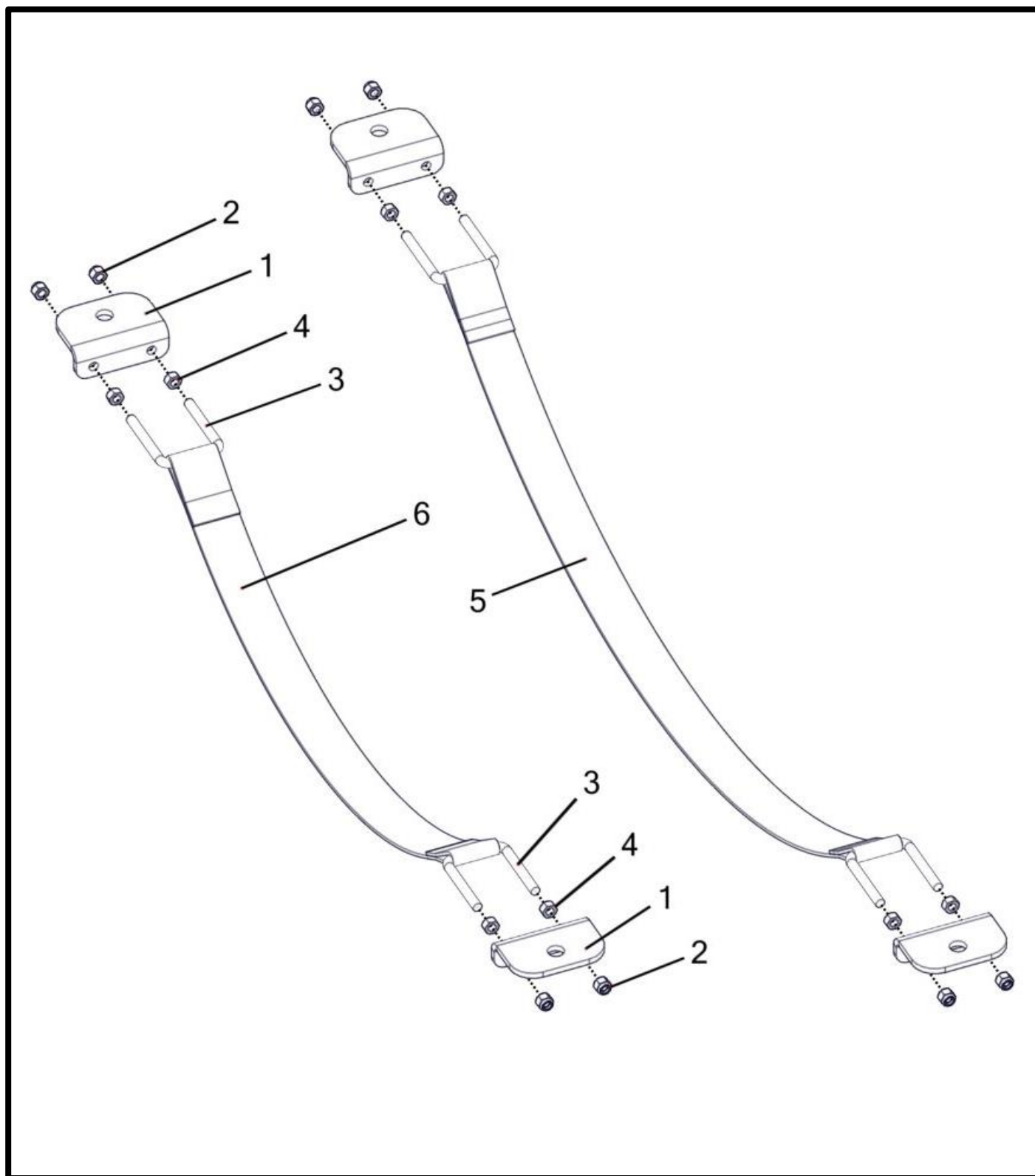
## STRAPS AND SADDLES

Item No.	Qty	Part Number	Description
1	1	A002168__	Saddle - Hose Guide Strap (Long) *
2	1	A002169__	Saddle - Hose Guide Strap (Short) *
3	4	M000009__	Saddle - Hose
4	4	P000044	Bolt - 5/8-11 x 2.5 x 1.5 Hex (GR 5 M/S FA) †
5	4	P000060	Nut - 5/8-11 Hex Nylon Lock (GR 5 M/S FA) †
6	12	P000068	Washer - 5/8" USS Flat (1.75" OD) (GR 5 M/S FA) †

(\*) Included In K002016\_\_ - Kit - Cart Hose Guide Strap

(†) Included In K000011 - Kit - Saddle Hardware

## CART HOSE GUIDE STRAP KIT



## CART HOSE GUIDE STRAP KIT

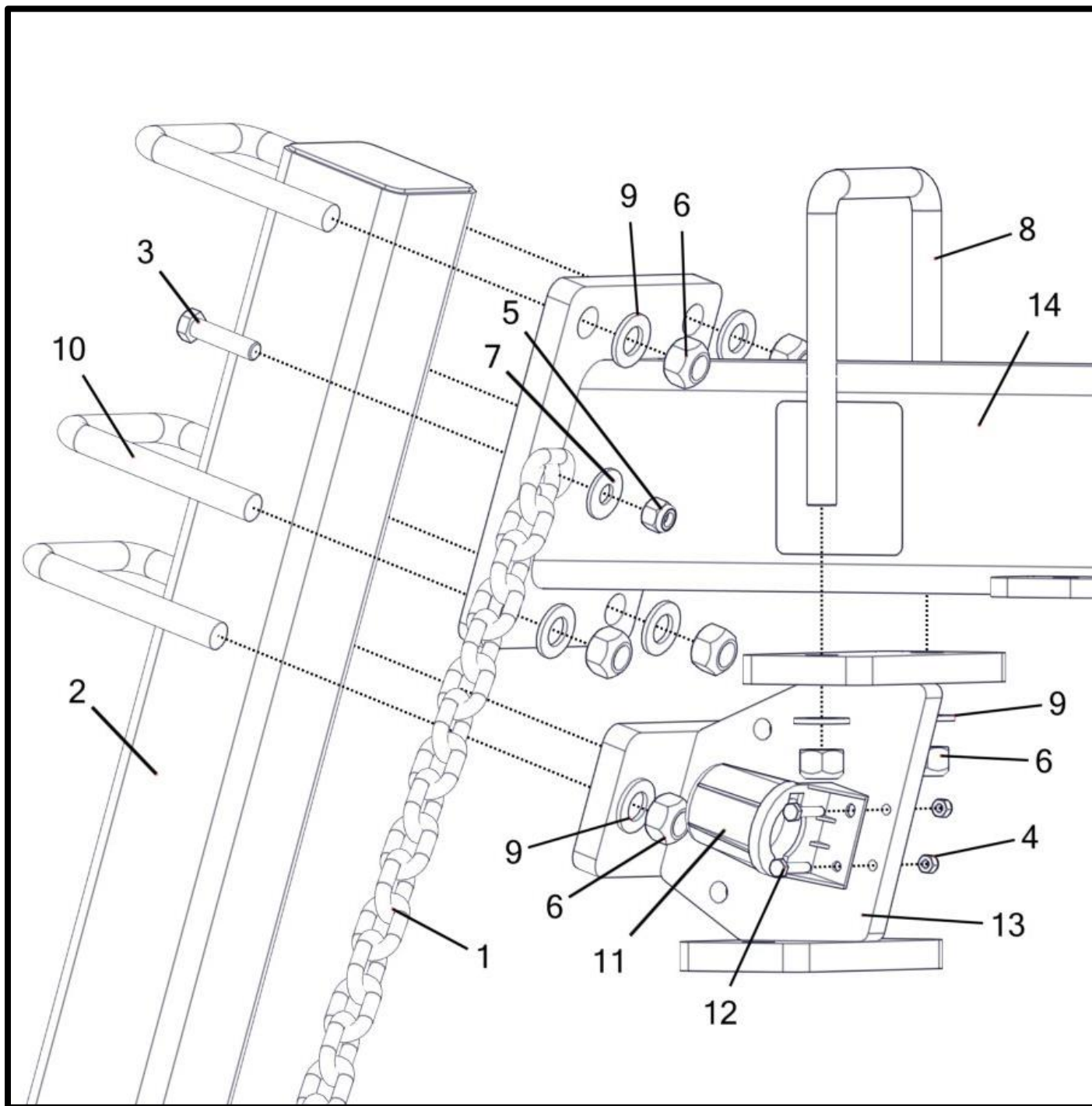
Item No.	Qty	Part Number	Description
		<b>K002016__</b>	<b>Kit - Cart Hose Guide Strap</b>
1	4	M002511__	Bracket - 2" U-Bolt strap * †
2	8	P000057	Nut - 3/8-16 Hex Nylon Lock (GR 5 M/S FA) * †
3	4	P000319	U-Bolt - 3/8" x 2-1/8" x 3" * †
4	8	P000759	Nut - 3/8-16 Hex (GR 5 M/S FA) * †
5	1	P002283	Strap - 2" X 43.25" Hose Guide *
6	1	P002284	Strap - 2" x 29.5" Hose Guide †

### Strap Assemblies:

(\*) A002168\_\_ - Saddle - Hose Guide Strap (Long)

(†) A002169\_\_ - Saddle - Hose Guide Strap (Short)

## 6 TON COUPLERS AND GUSSETS





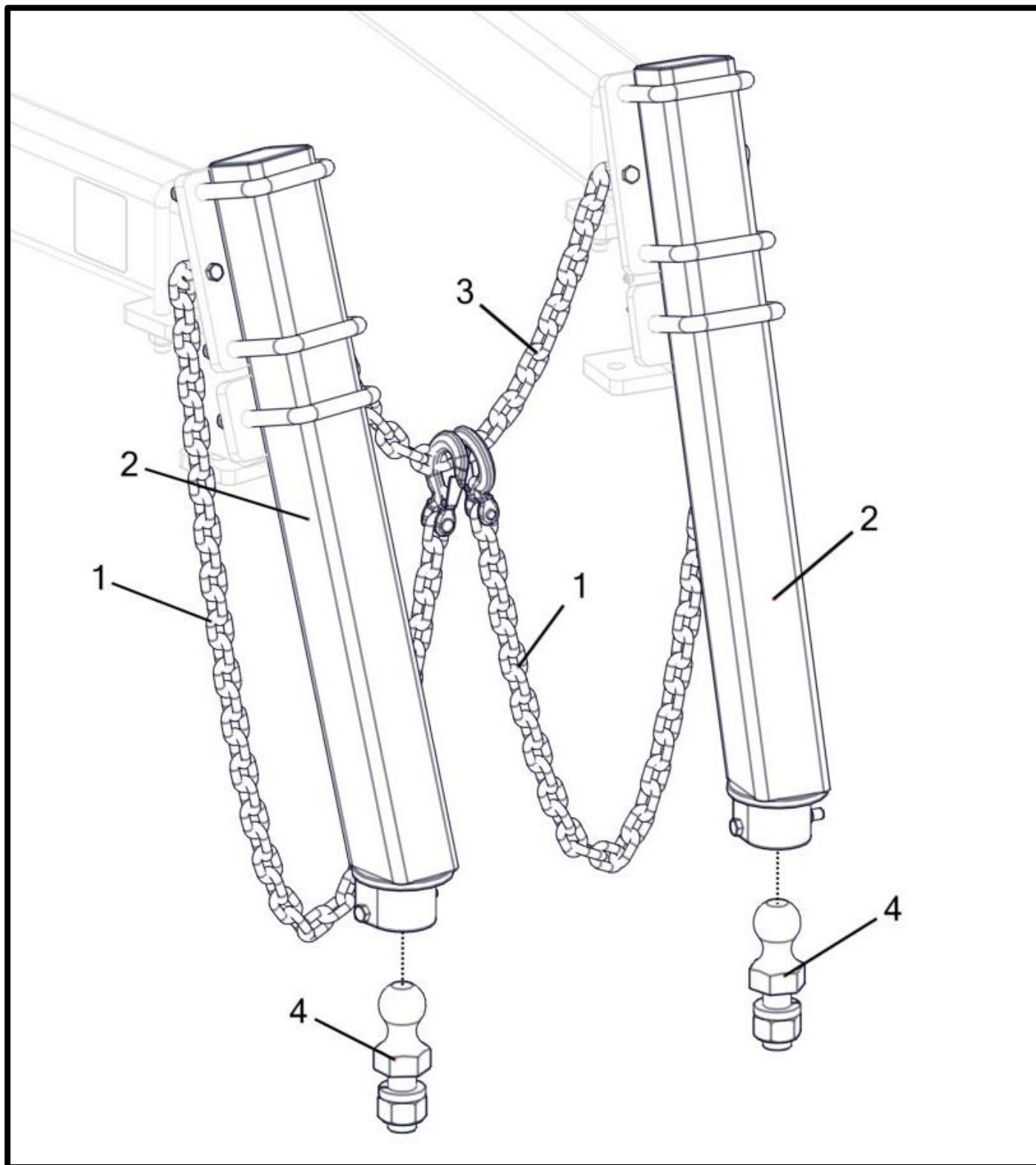
## 6 TON COUPLERS AND GUSSETS

Item No.	Qty	Part Number	Description
1	2	A000001	Safety Chain Assembly
2	2	A000034__	Hitch - Adj.
3	4	P000042	Bolt - 1/2-13 x 2 x 1.25 Hex (GR 5 M/S FA) †
4	2	P000056	Nut - 1/4-20 Hex Nylon Lock (GR 5 M/S FA) * †
5	4	P000058	Nut - 1/2-13 Hex Nylon Lock (GR 5 M/S FA) †
6	16	P000061	Nut - 3/4-10 Hex Metal Lock (GR 5 M/S FA) †
7	4	P000067	Washer - 1/2" USS Flat (1.375" OD) (GR 5 M/S FA) †
8	2	P000430	U-Bolt - 3/4" x 4-1/8" x 8
9	16	P000766	Washer - 3/4" SAE Flat (1.469" OD) (GR 5 M/S FA) †
10	6	P002285	U-Bolt - 3/4" x 4-1/8" x 6"
11	1	P002390	Holder - Light Harness Plug *
12	2	P002427	Bolt - 1/4-20 x 1.25 x 0.75 Hex (GR 5 M/S FA) * †
13	2	W002396__	Support - Universal Arm Gusset
14	1	A002450__	Arm - Gooseneck LH 6 Ton w/Decal <b>(Shown)</b>
	1	A002452__	Arm - Gooseneck RH 6 Ton w/Decal

Parts With Asterisk (\*) Used With A002450\_\_ Only

(†) Included In K002037 - Kit - 6 Ton Cart Hardware

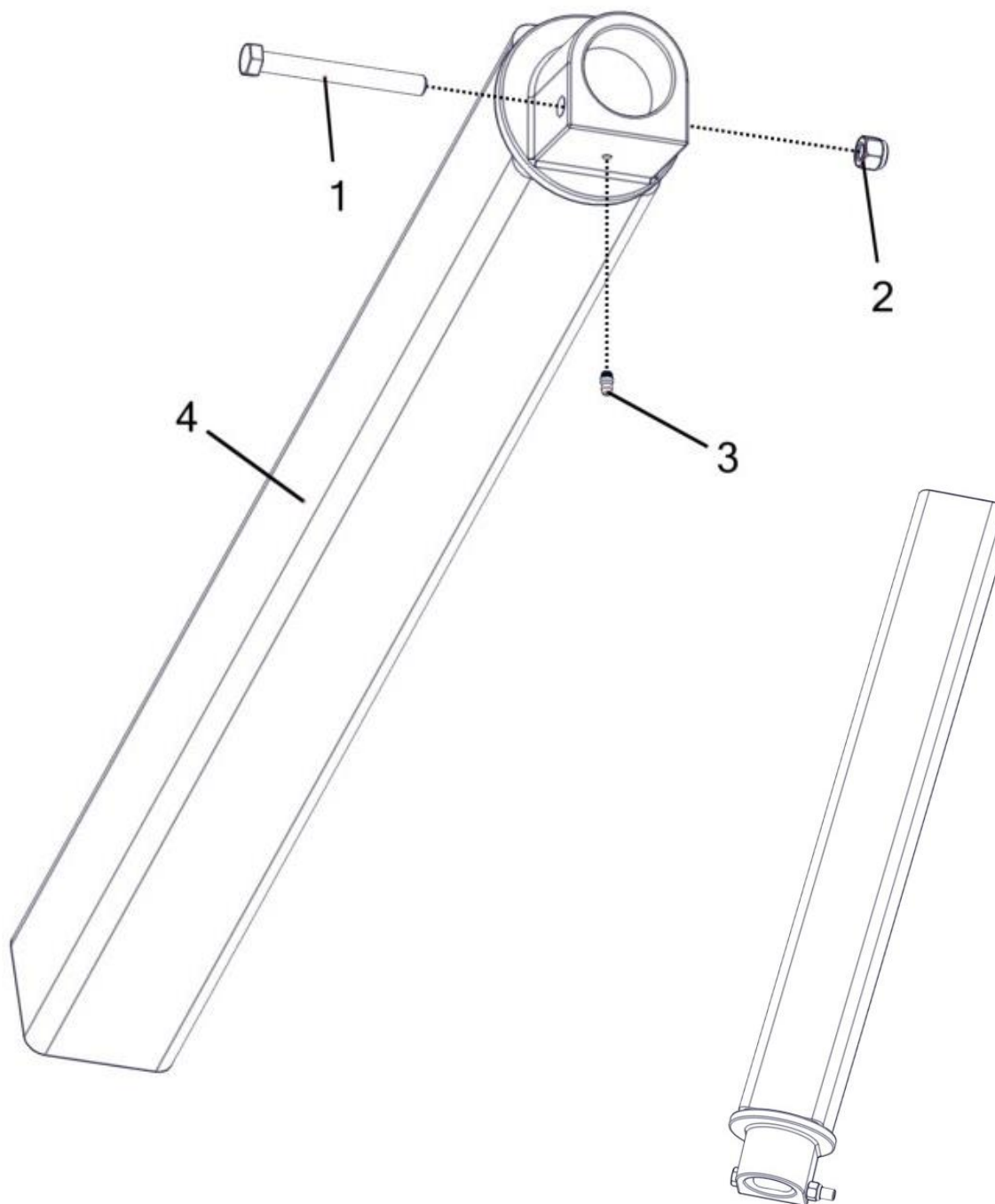
## SAFETY CHAINS AND BALL HITCH COUPLERS



## **SAFETY CHAINS AND BALL HITCH COUPLERS**

Item No.	Qty	Part Number	Description
1	2	A000001	Safety Chain Assembly
2	2	A000034__	Hitch - Adj. Ball
3	1	M000002	Chain - Short (Arm Connector)
4	2	P000128	Ball (30,000 lbs.)

## ADJUSTABLE BALL HITCH COUPLER ASSEMBLY

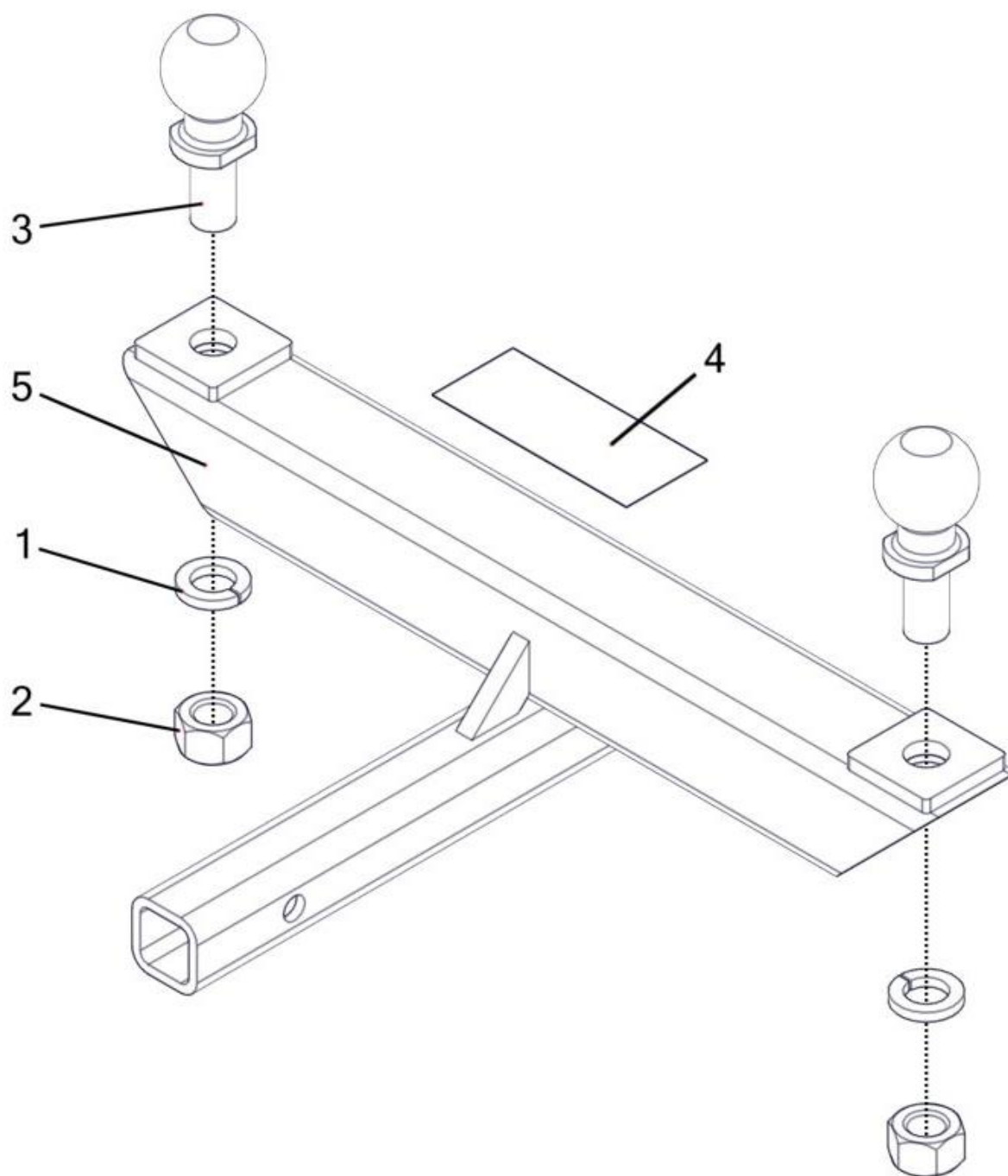


## ADJUSTABLE BALL HITCH COUPLER ASSEMBLY

Item No.	Qty	Part Number	Description
1	1	P000043	Bolt - 1/2-13 x 4.5 x 1.25 Hex (GR 5 M/S FA) *
2	1	P000058	Nut - 1/2-13 Hex Nylon Lock (GR 5 M/S FA) *
3	1	P002093	Grease Fitting - 1/4 Straight Drive-In *
4	1	<b>A000034__</b>	<b>Hitch - Adj. Ball</b>

(\*) Included In A000034\_\_ - Hitch - Adj. Ball

## TRANSPORT RECEIVER - (BALL) ASSEMBLY



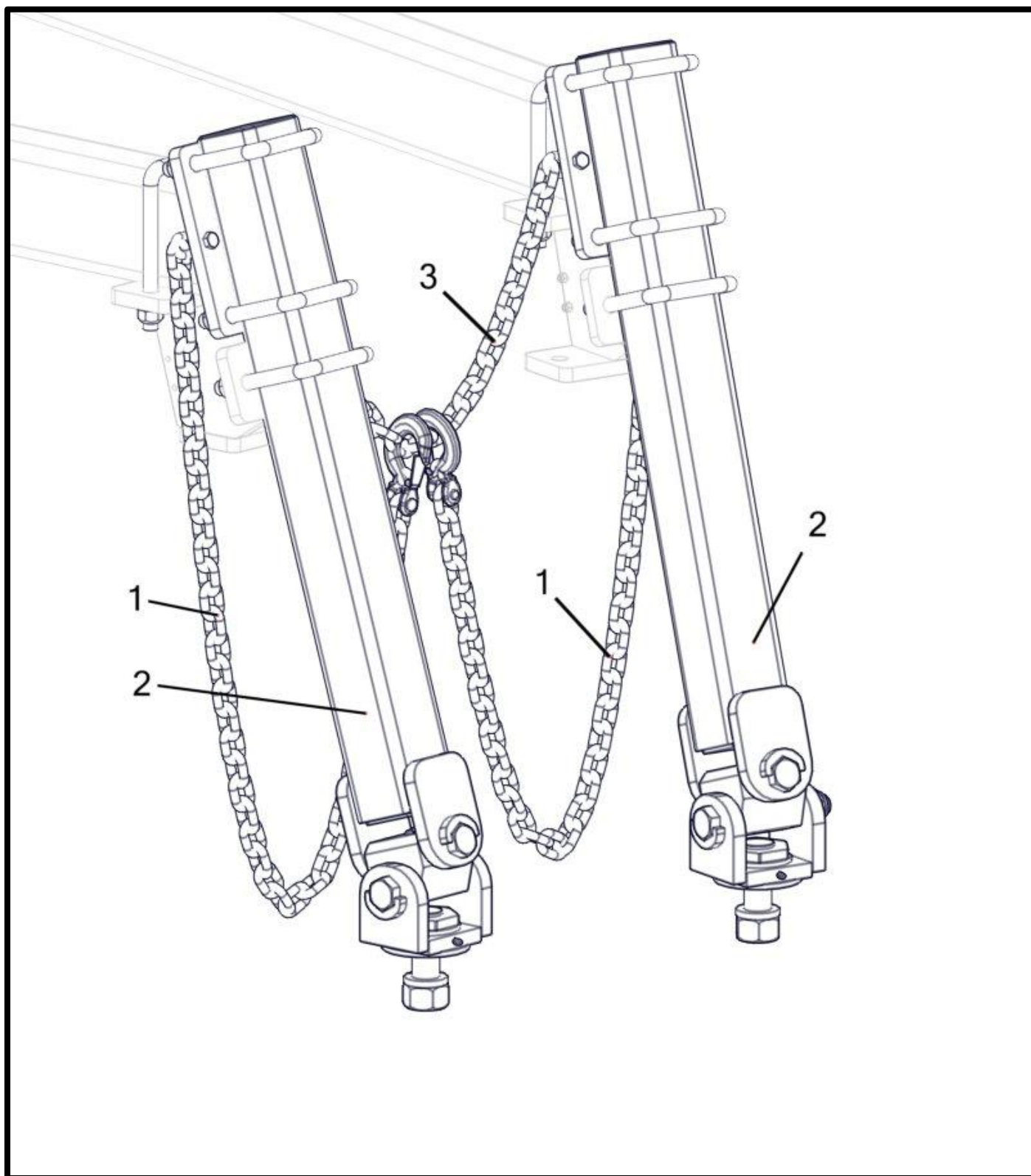
## TRANSPORT RECEIVER - (BALL) ASSEMBLY

Item No.	Qty	Part Number	Description
		<b>A000017__</b>	<b>Transport Receiver - Ball</b>
1	2	P000071	Washer - 1" Split Lock (1.656" OD) (GR 5 M/S FA) *
2	2	P000076	Nut - 1-8 Hex (GR 5 M/S FA) *
3	2	P000127	Ball (6,000 lbs.)
4	1	P000604	Decal - Transport Hitch (Caution)
5	1	W000077__	Hitch - Transport Receiver

(\*) Included In P000127 - Ball (6,000 lbs.)



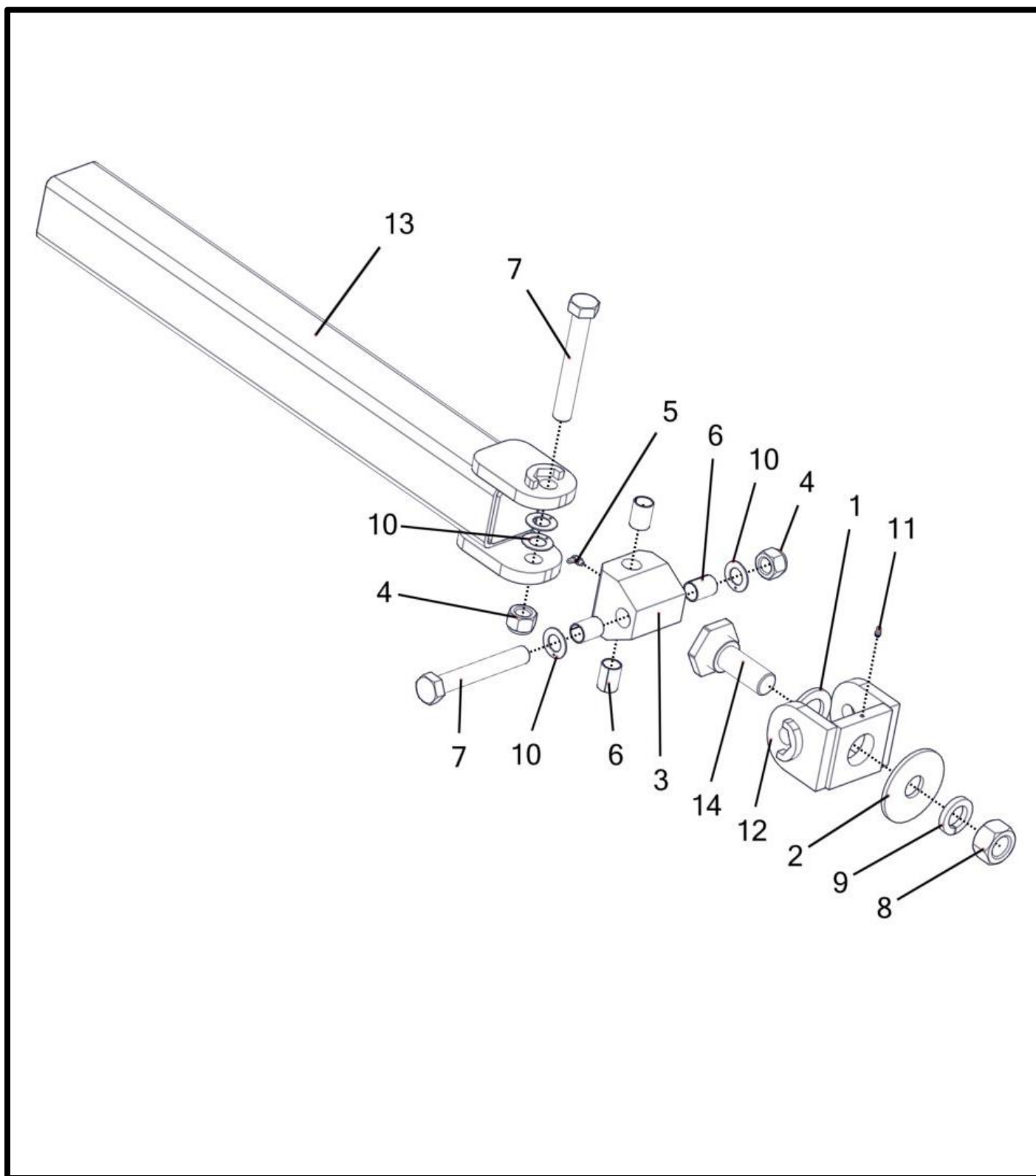
## SAFETY CHAINS AND KNUCKLE HITCH COUPLERS



## **SAFETY CHAINS AND KNUCKLE HITCH COUPLERS**

Item No.	Qty	Part Number	Description
1	2	A000001	Safety Chain Assembly
2	2	A000020__	Knuckle Hitch - Knuckle Assembly
3	1	M000002	Chain - Short (Arm Connector)

## KNUCKLE HITCH COUPLER ASSEMBLY



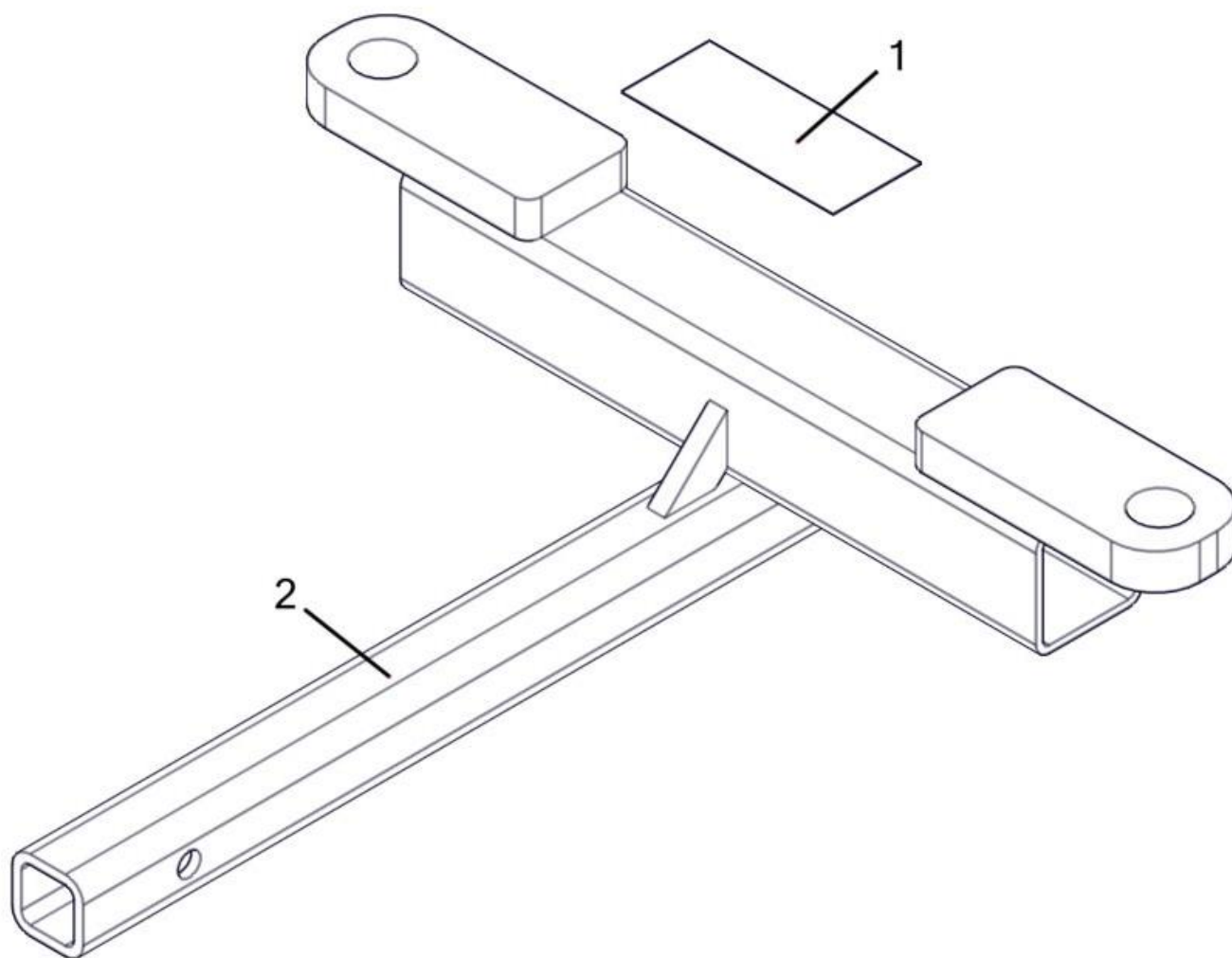
## KNUCKLE HITCH COUPLER ASSEMBLY

Item No.	Qty	Part Number	Description
		<b>A000020__</b>	<b>Knuckle Hitch - Knuckle Assembly</b>
1	1	M000815__	Washer - Knuckle Assembly Top
2	1	M000816__	Washer - 1.395" x 4.5" x .25"
3	1	A002455__	Housing - Knuckle Hitch w/Bushings (Includes Grease Zerk & Bushings)
4	2	P000062	Nut - 1-8 Hex Nylon Lock (GR 5 M/S FA)
5	1	P000231	Grease Zerk - 1/4-28 90 *
6	4	P000370	Bushing - 1" x 1.125" x 1.5" MU Steel *
7	2	P000371	Bolt - 1-8 x 7 x 2.5 Hex (GR 5 M/S FA)
8	1	P000372	Nut - 1 3/8-6 Hex (GR 5 M/S FA)
9	1	P000373	Washer - 1 3/8" Split Lock (2.219" OD) (GR 5 M/S FC)
10	4	P000469	Washer - 1" Thrust
11	1	P002093	Grease Fitting - 1/4 Straight Drive-In †
12	1	A002456__	Housing - Knuckle Pivot w/Zerk (Includes Grease Zerk)
13	1	W000103__	Adj. Knuckle Tube Weldment
14	1	W000220__	Bolt - Knuckle Main Mount

(\*) Included In A002455\_\_ - Housing - Knuckle Hitch W/Bushings

(†) Included In A002456\_\_ - Housing - Knuckle Pivot W/Zerk

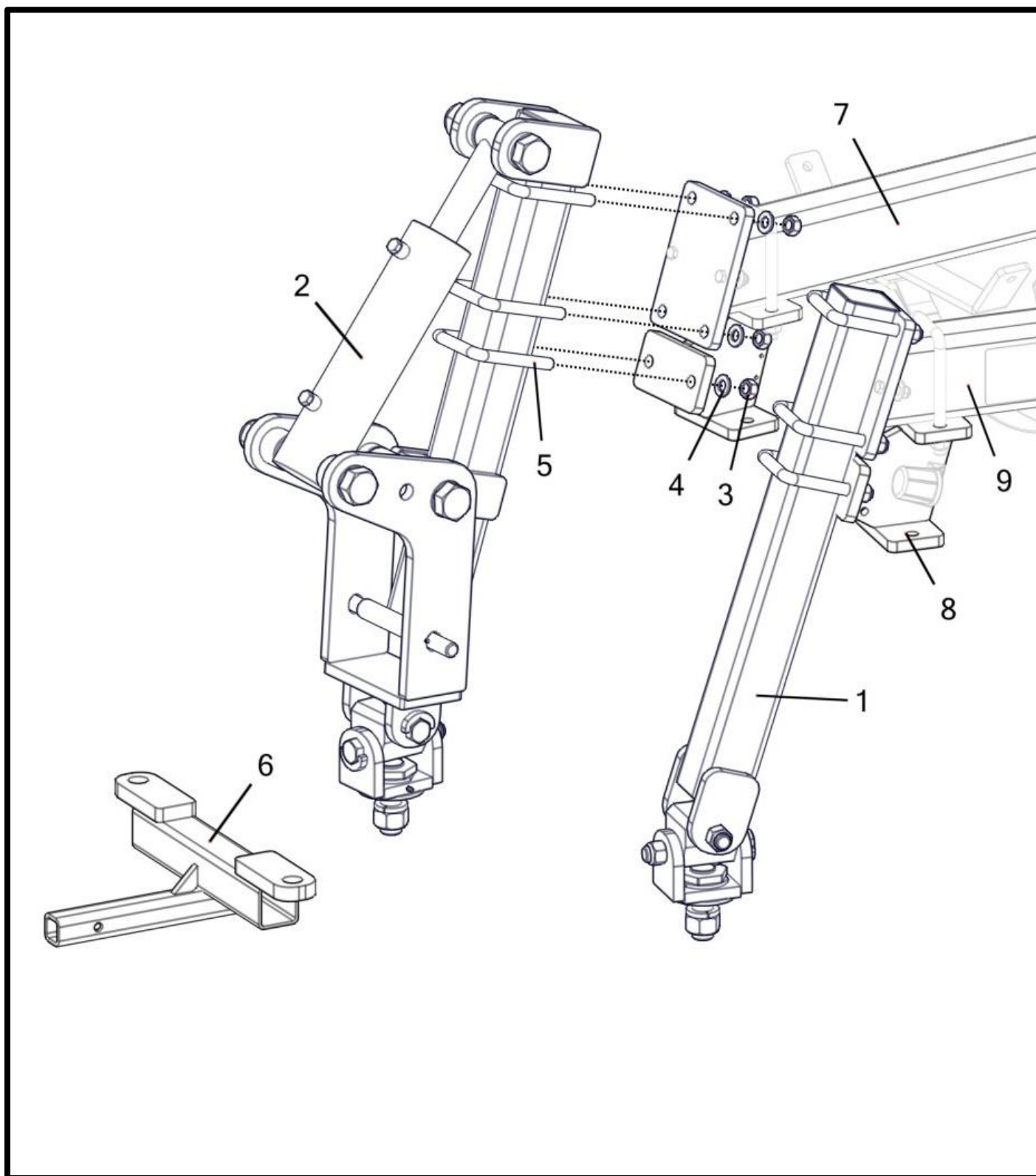
## KNUCKLE TRANSPORT RECEIVER



## **KNUCKLE TRANSPORT RECEIVER**

Item No.	Qty	Part Number	Description
		<b>A002438__</b>	<b>Knuckle Transport Receiver</b>
1	1	P000604	Decal - Transport Hitch (Caution)
2	1	W002566__	Hitch - Knuckle Transport Receiver

## DRIFT ASSIST





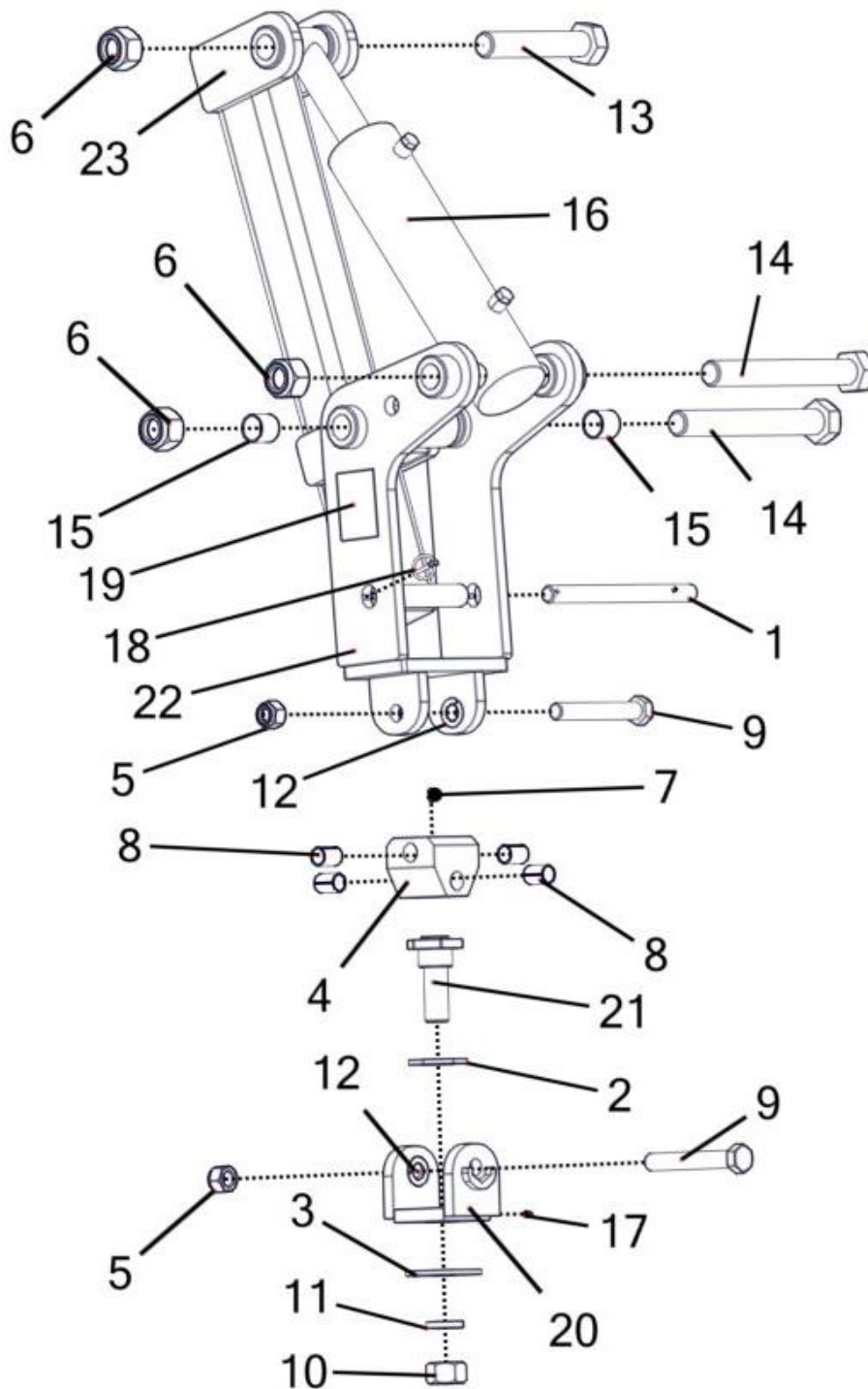
## DRIFT ASSIST

Item No.	Qty	Part Number	Description
1	1	A000020__	Knuckle Hitch - Knuckle Assembly
2	1	A000282__	Assembly - Drift Assist Steering Arm (No Sensor)
3	12	P000061	Nut - 3/4-10 Hex Metal Lock (GR 5 M/S FA) *
4	12	P000766	Washer - 3/4" SAE Flat (1.469" OD) (GR 5 M/S FA) *
5	6	P002285	U-Bolt - 3/4" x 4-1/8" x 6"
6	1	A002438__	Hitch - Knuckle Transport Receiver
7	1	----	Arm - Gooseneck RH
8	2	W002396__	Support - Universal Arm Gusset
9	1	----	Arm - Gooseneck LH

A000282\_\_ Is Typically Installed On The Rh Cart Arm.  
It Must Be Installed On The LH Cart Arm When Used On A 1795 Planter.

(\*) Included In K002021 - Kit - 9 Ton Cart Hardware

## DRIFT ASSIST STEERING ARM (NO SENSOR)



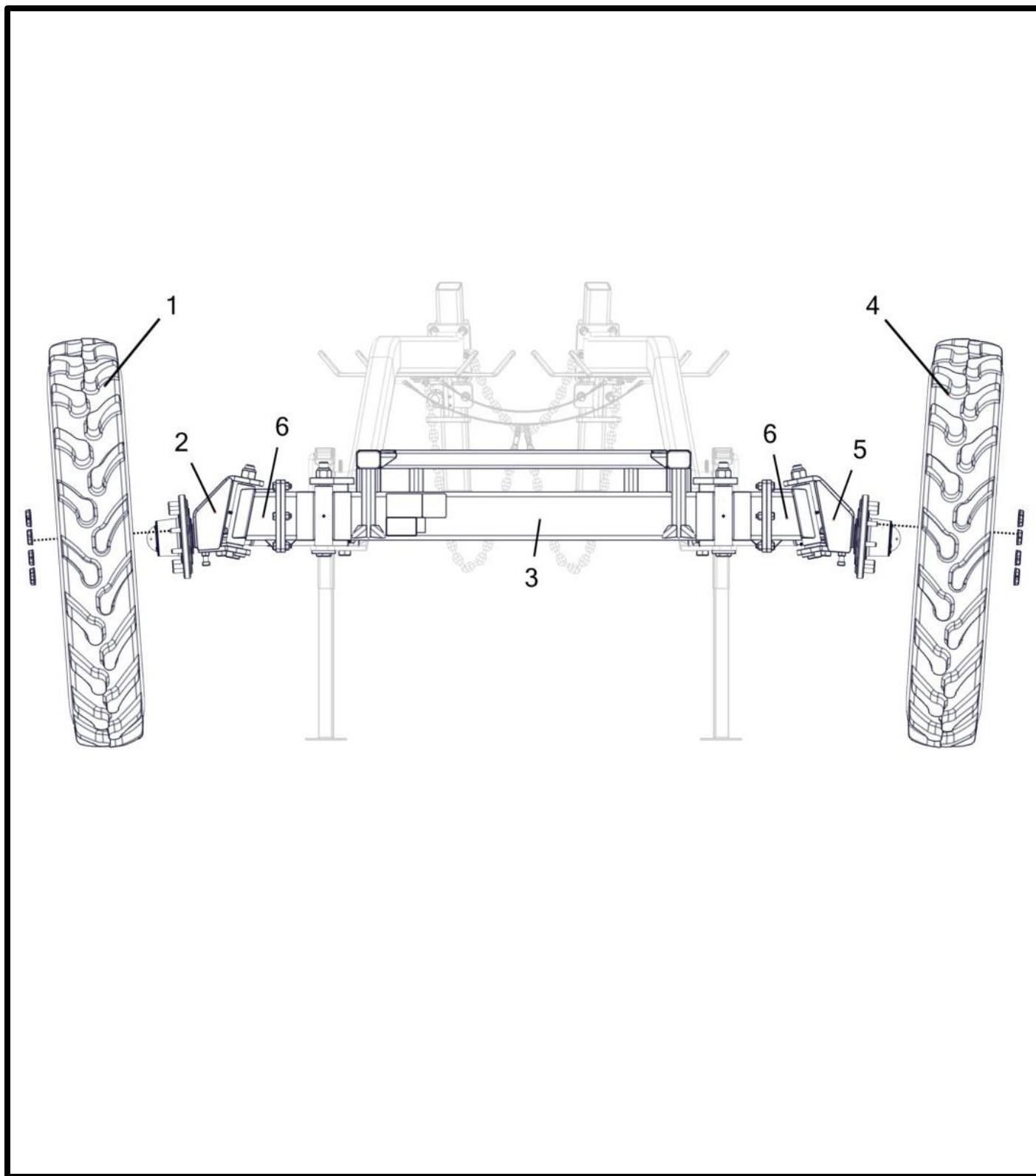
## DRIFT ASSIST STEERING ARM (NO SENSOR)

Item No.	Qty	Part Number	Description
		<b>A000282__</b>	<b>Assembly - Drift Assist Steering Arm (No Sensor)</b>
1	1	A002126	Pin - Drift Assist Transport Lock
2	1	M000815__	Washer - Knuckle Assembly Top
3	1	M000816__	Washer - 1.395" x 4.5" x .25"
4	1	A002455__	Housing – Knuckle Hitch Bushing (Includes Grease Zerk & Bushings)
5	2	P000062	Nut - 1-8 Hex Nylon Lock (GR 5 M/S FA)
6	3	P000063	Nut - 1 1/2-6 Hex Nylon Lock (GR 5 M/S FA)
7	1	P000231	Grease Zerk - 1/4-28 90 *
8	4	P000370	Bushing - 1" x 1.125" x 1.5" MU Steel *
9	2	P000371	Bolt - 1-8 x 7 x 2.5 Hex (GR 5 M/S FA)
10	1	P000372	Nut - 1 3/8-6 Hex (GR 5 M/S FA)
11	1	P000373	Washer - 1 3/8" Split Lock (2.219" OD) (GR 5 M/S FC)
12	4	P000469	Washer - 1" Thrust
13	1	P000500	Bolt - 1 1/2-6 x 8.5 x 3.5 Hex (GR 5 M/S FA)
14	2	P000501	Bolt - 1 1/2-6 x 12 x 3.5 Hex (GR 5 M/S FA)
15	2	P000778	Bushing - 1.5" x 1.66" x 1.5" Plastic
16	1	P000783	Cylinder - 4"B x 8"S x 2"R (No Sensor)
17	1	P002093	Grease Fitting - 1/4 Straight Drive-In †
18	1	P002192	Pin - 3/16" Lynch
19	1	P002193	Decal - Transport Lock Pin
20	1	A002456__	Housing - Knuckle Pivot w/Zerk (Includes Grease Zerk)
21	1	W000220__	Bolt - Knuckle Main Mount
22	1	W000340__	Arm - Drift Assist Main
23	1	W000341__	Tube - Drift Assist Main Attachment

(\*) Included In A002455\_\_ - Housing – Knuckle Hitch Bushing (Includes Grease Zerk & Bushings)

(†) Included In A002456\_\_ - Housing - Knuckle Pivot w/Zerk (Includes Grease Zerk)

## C06M - 6 TON METRIC CART

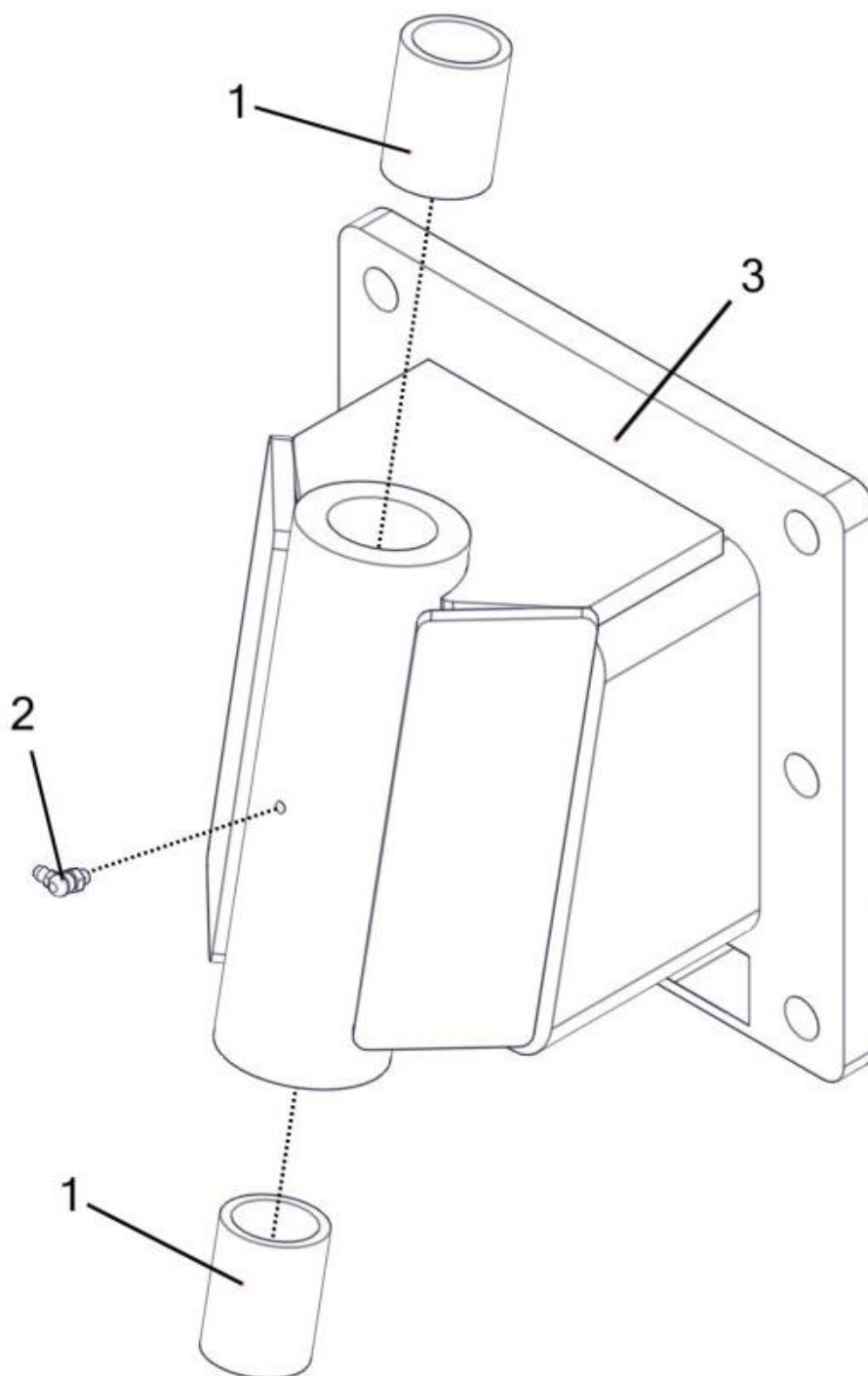


## **C06M - 6 TON METRIC CART**

Item No.	Qty	Part Number	Description
1	1	A000175	Tire Assembly - 320/90 R46" 10 Bolt Small (12.4x46) (Left)
2	1	A000223__	Spindle Assembly - 6 Ton Left Metric *
3	1	A000258__	Assembly - 6 Ton Adjustable Center Frame
4	1	A000304	Tire Assembly - 320/90 R46" 10 Bolt Small (12.4x46) (Right)
5	1	A000306__	Spindle Assembly - 6 Ton Right Metric *
6	2	A002094__	Assembly - 6 Ton King Pin End (Metric) *

**THE METRIC CART FEATURES MOST OF THE SAME PARTS  
AS THE STANDARD CART, WITH THE EXCEPTION OF PARTS  
MARKED WITH AN ASTERISK (\*) ABOVE**

## 6 TON METRIC KING PIN END ASSEMBLY



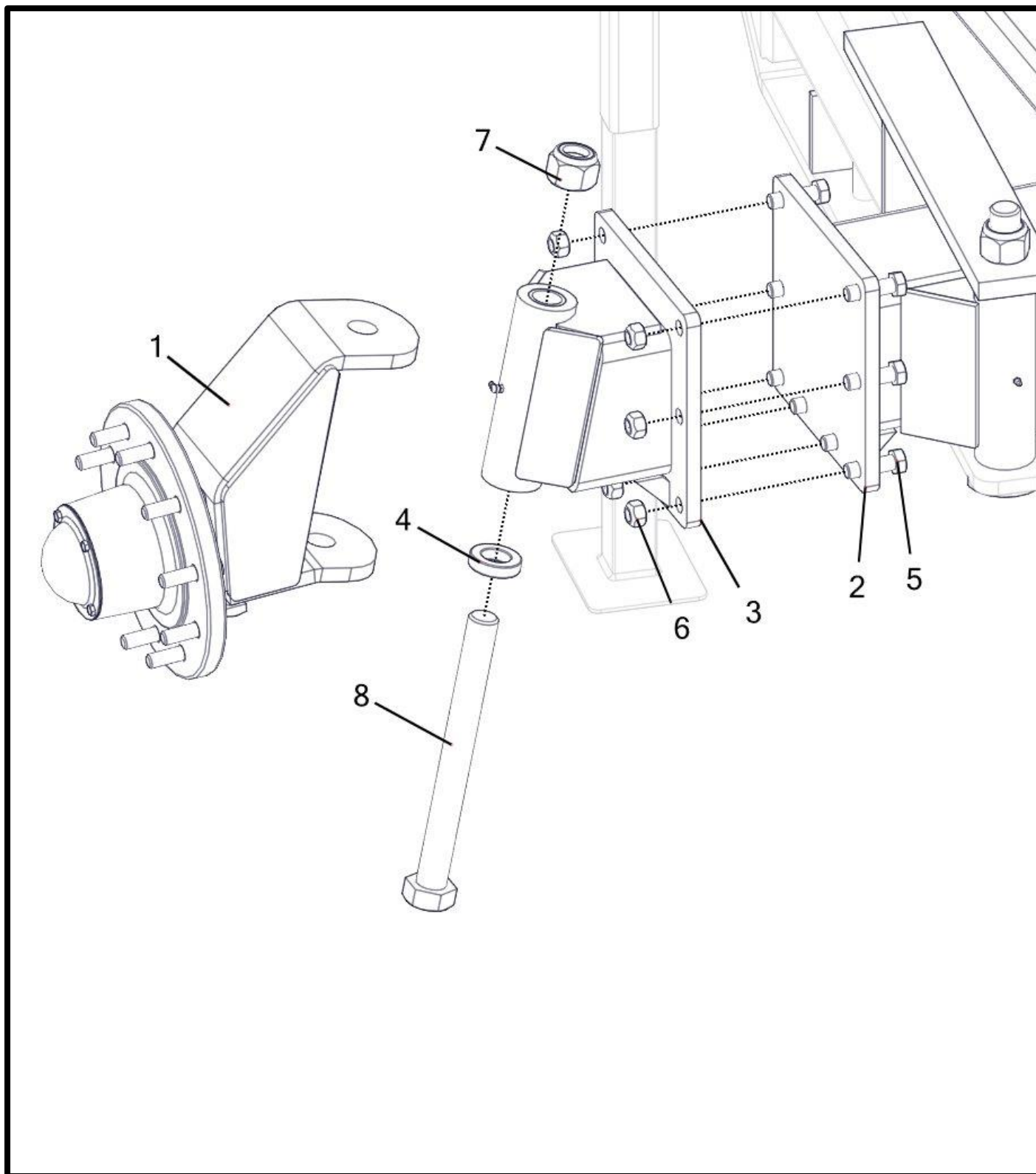
## 6 TON METRIC KING PIN END ASSEMBLY

Item No.	Qty	Part Number	Description
1	2	P000005	Bushing - 1-1/2" x 1.875" x 2.5" *
2	1	P000231	Grease Zerk - 1/4-28 90 *
3	1	A002094__	Assembly - 6 Ton King Pin End (Metric)

(\*) Included In A002094\_\_ - Assembly - 6 Ton King Pin End (Metric)



## C06M AXLE AREA

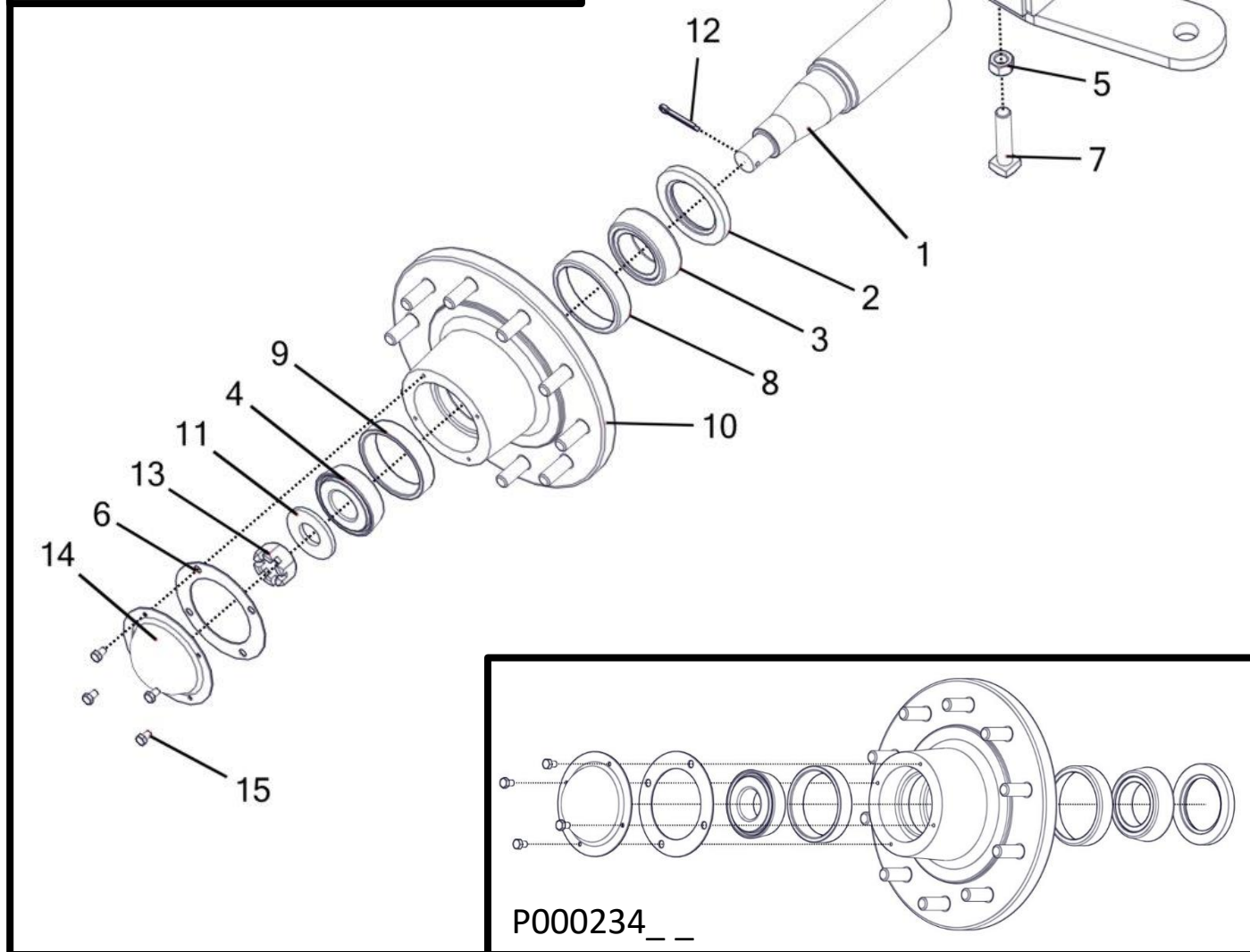
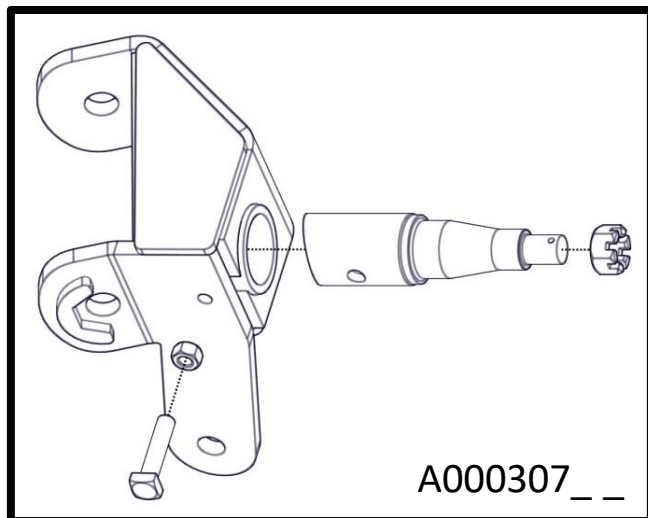


## C06M AXLE AREA

Item No.	Qty	Part Number	Description
1	1	A000223__	Spindle Assembly - 6 Ton Left Metric <b>(Shown)</b>
	1	A000306__	Spindle Assembly - 6 Ton Right Metric
2	1	A000258__	Assembly - 6 Ton Adjustable Center Frame
3	2	A002094__	Assembly - 6 Ton King Pin End (Metric)
4	2	P000015	Bearing - Thrust 1-1/2" (D17)
5	16	P000046	Bolt - 3/4-10 x 2.5 x 1.75 Hex (GR 5 M/S FA) *
6	16	P000061	Nut - 3/4-10 Hex Metal Lock (GR 5 M/S FA) *
7	2	P000063	Nut - 1 1/2-6 Hex Nylon Lock (GR 5 M/S FA)
8	2	P000722__	Bolt - 1 1/2-6 x 14.75 x 3.5 Hex (GR 5 M/S FA)

(\*) Included In K000017 - Kit - Adj. Axle (6 Ton)

## 6 TON METRIC SPINDLE ASSEMBLIES



## 6 TON METRIC SPINDLE ASSEMBLIES

Item No.	Qty	Part Number	Description
		<b>A000306__</b>	<b>Spindle Assembly - 6 Ton Right Metric (Shown)</b>
		<b>A000223__</b>	<b>Spindle Assembly - 6 Ton Left Metric</b>
1	1	M000964	Shaft - 6 Ton Metric Spindle *
2	1	P000007	Seal -Hub (6 Ton) †
3	1	P000008	Bearing - Inner (6 Ton) †
4	1	P000009	Bearing - Outer (6 & 9 Ton) †
5	1	P000019	Nut - 3/4-10 Hex (GR 5 M/S FA) *
6	1	P000025	Gasket - Hub Cap (6 & 9 Ton) †
7	1	P000033	Set Screw - 3/4" x 3-1/2" *
8	1	P000166	Cup - Inner (6 Ton) †
9	1	P000170	Cup - Outer (6 & 9 Ton) †
10	1	P000249__	Hub - 6 Ton (Casting Only) †
11	1	P000252	Washer - Spindle (6 & 9 Ton)
12	1	P000254	Pin - Cotter (6 & 9 Ton Spindle)
13	1	P000256	Nut - 1 1/4-12 Slotted (GR 5 M/S FB) *
14	1	P000259__	Hub Cap - (6 & 9 Ton) †
15	4	P002588	Bolt - 5/16-18 x 0.5 x 0.5 Hex (GR 5 M/S FC) †
16	1	W000001__	Housing - Spindle (6 Ton Right) <b>(Shown)</b> *
	1	W000002__	Housing - Spindle (6 Ton Left) *

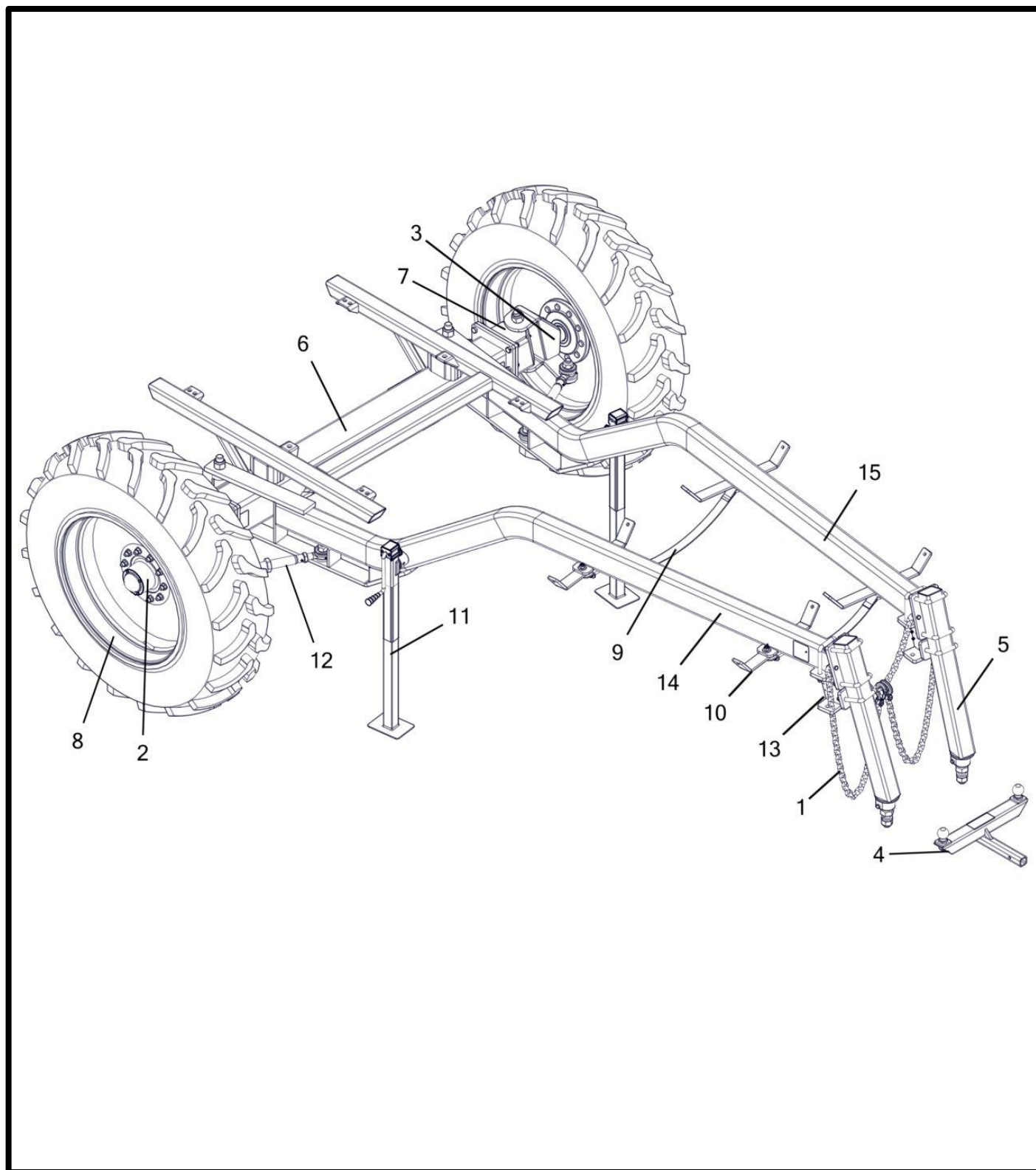
(\*) Included In A000307 \_\_ - Spindle Housing Assembly - 6 Ton (RH) **(Shown)**

Or

(\*) A000224 \_\_ - Spindle Housing Assembly - 6 Ton (LH)

(†) Included In P000234\_\_ - Hub - 6 Ton (N871)

## 9 & 12 TON CART OVERVIEW



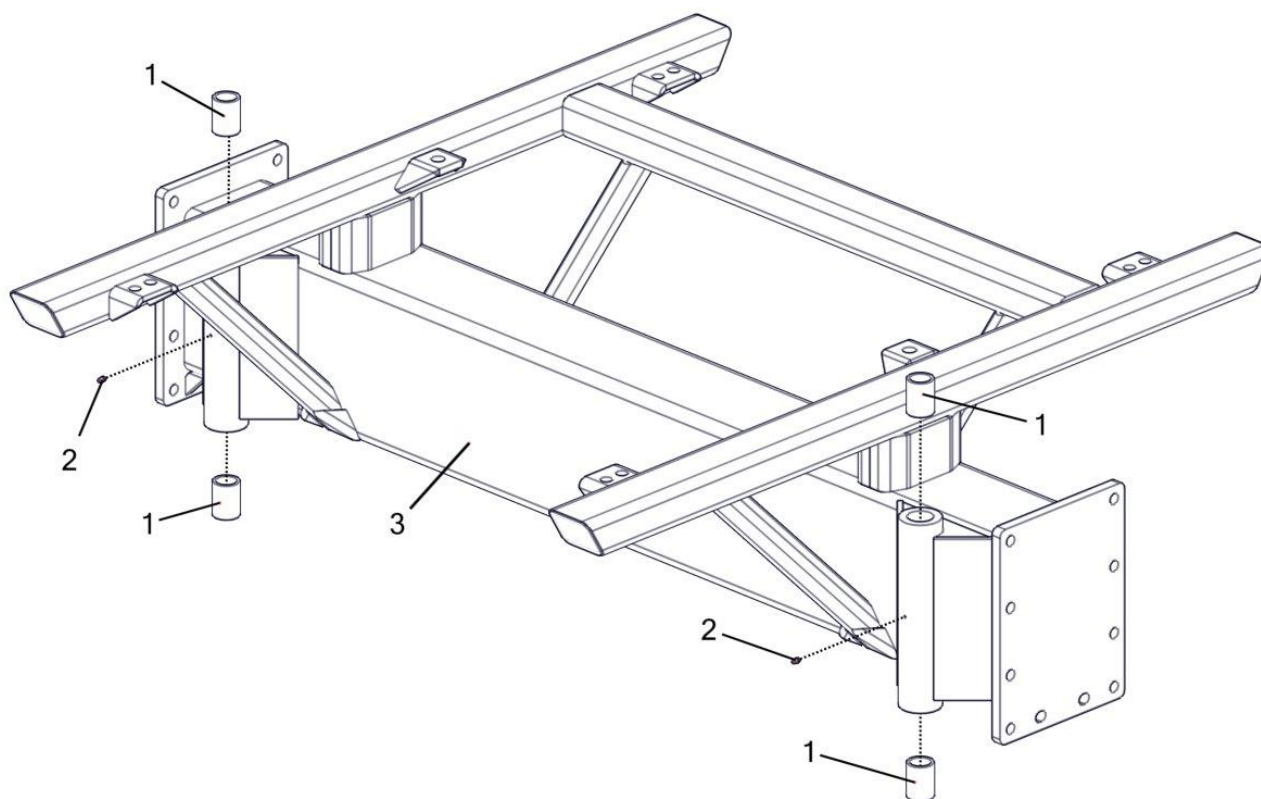
## **9 & 12 TON CART OVERVIEW**

**(12 TON CARTS REQUIRE DIFFERENT SPINDLE ASSEMBLIES AND TIRES)**

Item No.	Qty	Description
1	2	Safety Chain Assembly - <b>See pg. 34-35</b>
2	1	Spindle Assembly – Right
3	1	Spindle Assembly – Left
4	1	Hitch - Transport Receiver: <b>Ball - See pg. 38-39, Knuckle - See pg. 44-45</b>
5	2	Adjustable Hitch - <b>See pg. 34-35, Knuckle Hitch - See pg. 42-43, Drift Assist - See pg. 46-47</b>
6	1	Assembly - Adjustable Center Frame
7	2	Assembly - King Pin End
8	2	Tire
9	1	Kit - Hose Saddle Guide: <b>See pg. 28-29</b>
10	4	Saddle - Hose: <b>See pg. 28-29</b>
11	2	Jack - 8000 lb. Drop
12	2	Tie-Rod
13	2	Universal Arm Gusset Support
14	1	Arm - Gooseneck RH
15	1	Arm - Gooseneck LH



## 9 & 12 TON CENTER FRAME



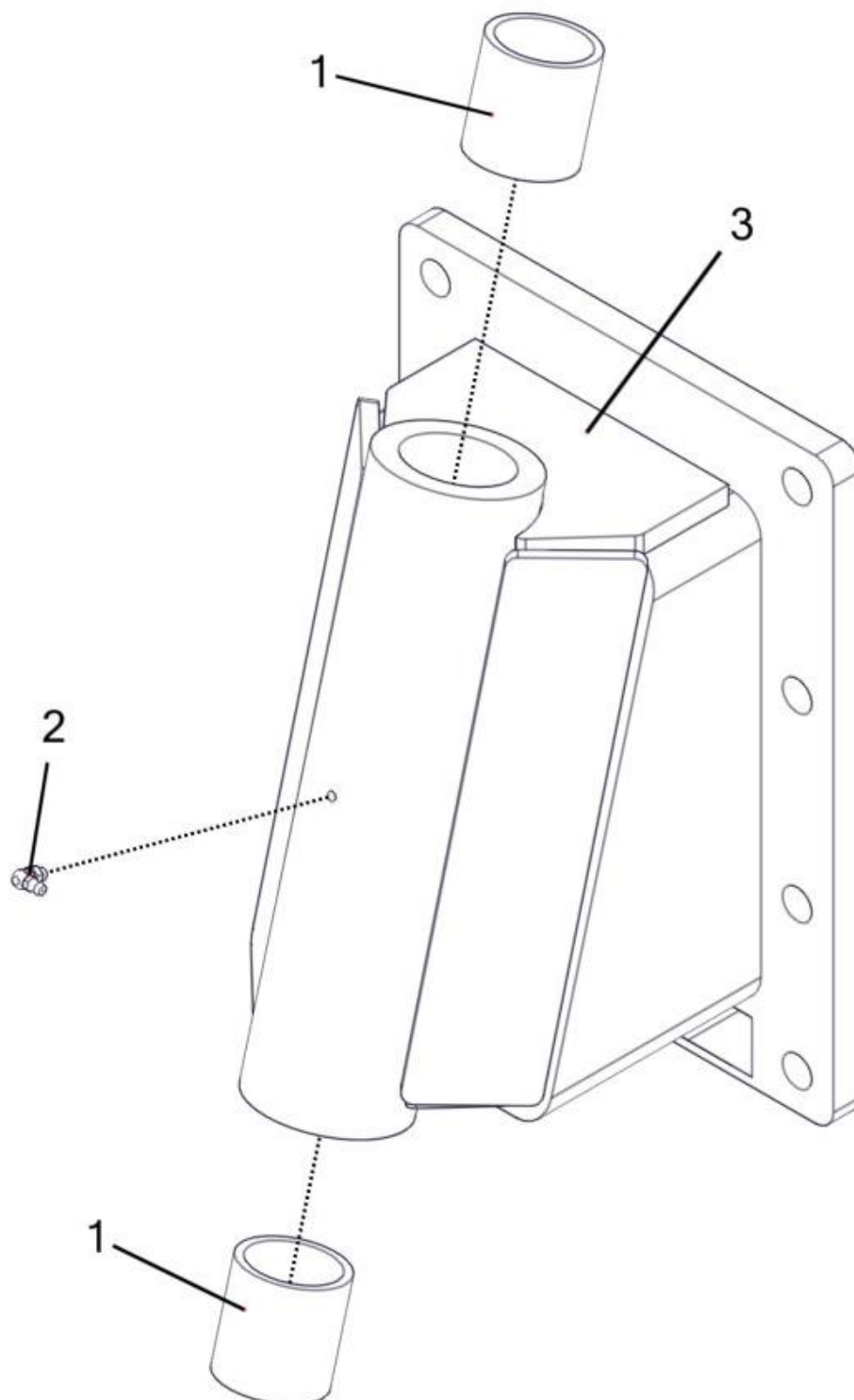


## 9 & 12 TON CENTER FRAME

Item No.	Qty	Part Number	Description
1	4	P000005	Bushing - 1-1/2" x 1.875" x 2.5" *
2	2	P000140	Grease Zerk - 1/4-28 Straight *
3	1	A000259__	<b>Assembly - 9 Ton Adjustable Center Frame</b>

(\*) Included In A000259\_\_ - Assembly - 9 Ton Adjustable Center Frame

## 9 & 12 TON KING PIN END ASSEMBLY

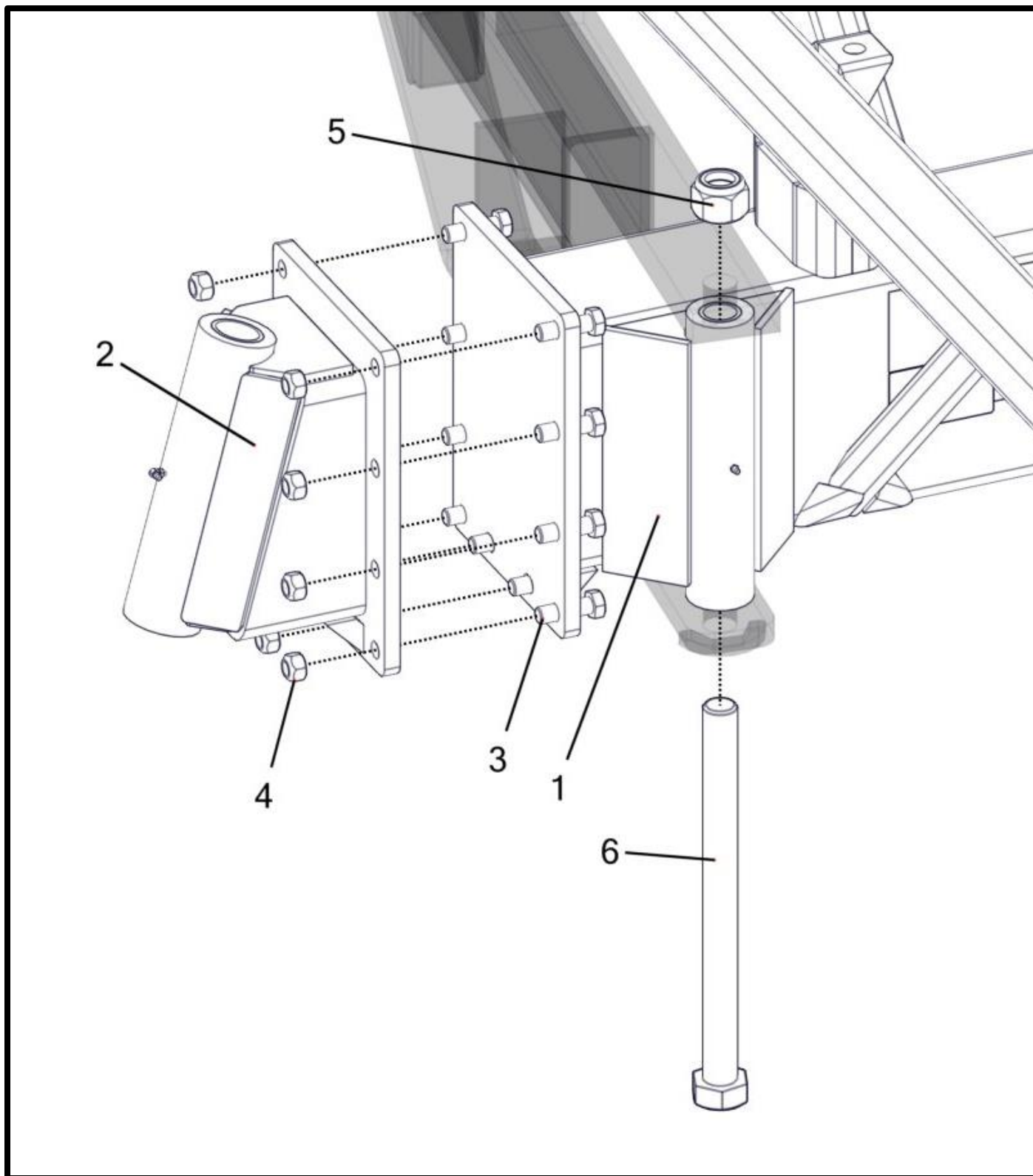


## 9 & 12 TON KING PIN END ASSEMBLY

Item No.	Qty	Part Number	Description
1	2	P000006	Bushing - 2" x 2.375" x 2.5" *
2	1	P000231	Grease Zerk - 1/4-28 90 *
3	1	A000261__	Assembly - 9 Ton King Pin End

(\*) Included In A000261\_\_ - Assembly - 9 Ton King Pin End

## 9 & 12 TON ARM AND KINGPIN END ATTACHMENT

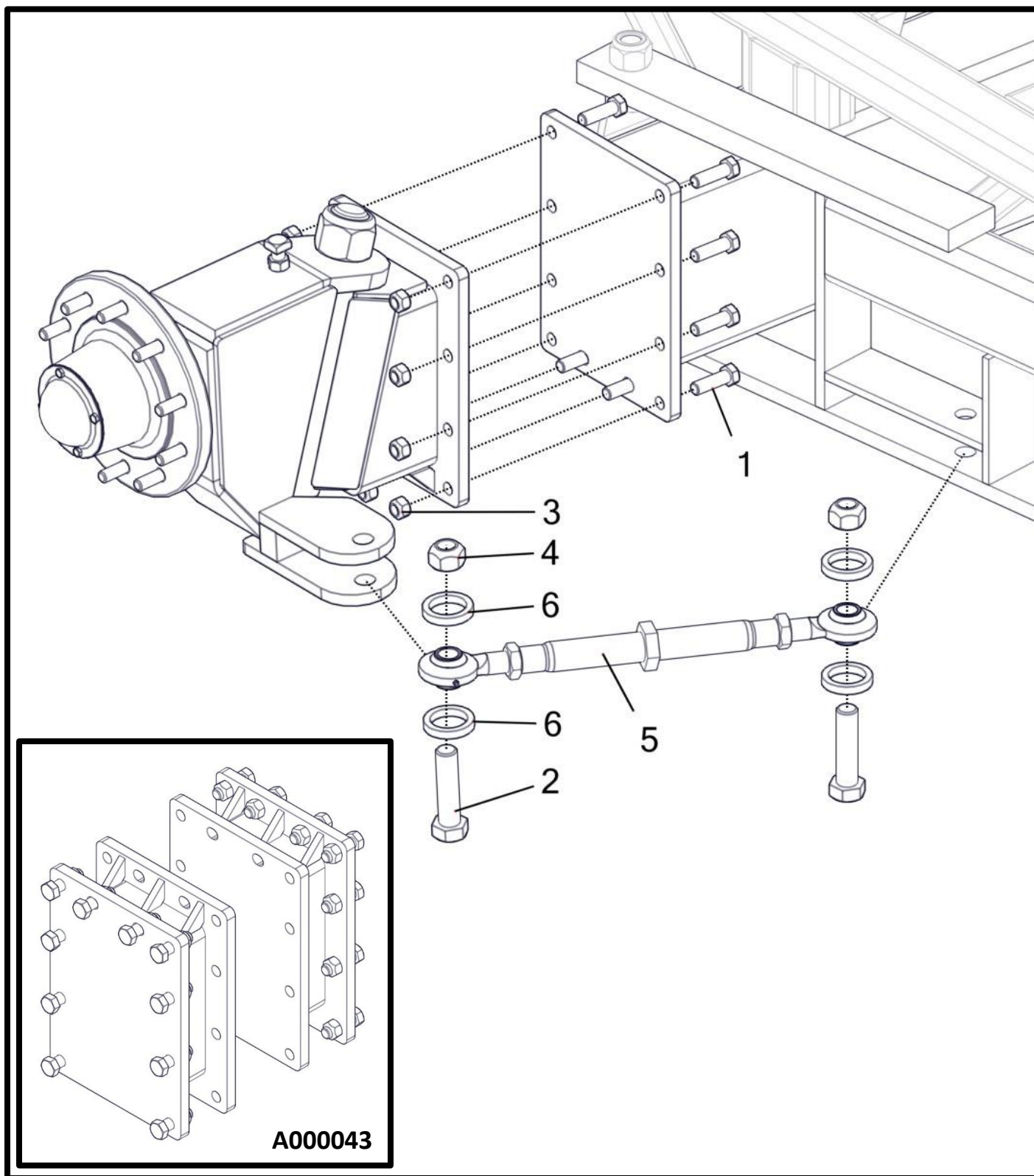


## 9 & 12 TON ARM AND KINGPIN END ATTACHMENT

Item No.	Qty	Part Number	Description
1	1	A000259__	Assembly - 9 Ton Adjustable Center Frame
2	1	A000261__	Assembly - 9 Ton King Pin End
3	20	P000046	Bolt - 3/4-10 x 2.5 x 1.75 Hex (GR 5 M/S FA) *
4	20	P000061	Nut - 3/4-10 Hex Metal Lock (GR 5 M/S FA) *
5	1	P000063	Nut - 1 1/2-6 Hex Nylon Lock (GR 5 M/S FA)
6	1	P000723__	Bolt - 1 1/2-6 x 18.5 x 3.5 Hex (GR 5 M/S FA)

(\*) Included In K000018 - Kit - Adj. Axle (9 Ton)

## 9 & 12 TON TIE RODS (TIRES ONLY)



## 9 & 12 TON TIE RODS (TIRES ONLY)

Item No.	Qty	Part Number	Description
1	20	P000046	Bolt - 3/4-10 x 2.5 x 1.75 Hex (GR 5 M/S FA)
2	4	P000054	Bolt - 1 1/4-7 x 5 x 2.75 Hex (GR 5 M/S FA)
3	20	P000061	Nut - 3/4-10 Hex Metal Lock (GR 5 M/S FA)
4	4	P000079	Nut - 1 1/4-7 Hex Metal Lock (GR 5 M/S FA)
5	2	P000350__	Tie-Rod - 120"-132" Universal Adjustable (Heavy Duty) <b>(Shown)</b>
	2	P000351__	Tie-Rod - 133"-165" Universal Adjustable (Heavy Duty)
6	8	P000365	Gasket - Tie-Rod Bearing Grease (Foam)

(\*) Included In K002021 - Kit - 9 Ton Cart Hardware

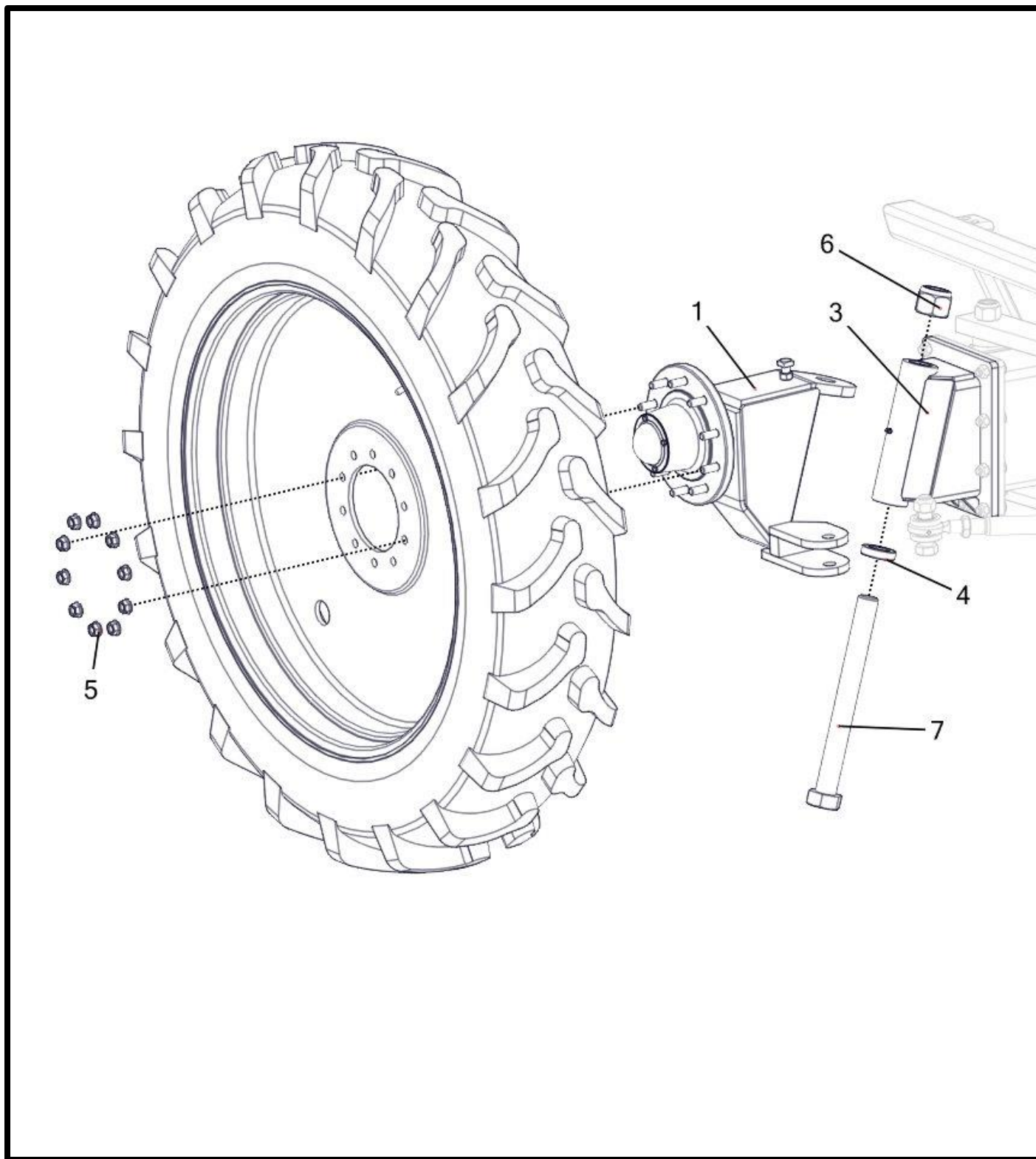
(†) Included In K000018 - Kit - Adj. Axle (9 Ton)

OFFSET	AXLE EXTENSION	TIE-ROD P/N
0"	NONE	P000350__
10"	A000043__‡	P000350__
12"	A000044__‡	P000350__
24"	A000045__‡	P000351__
32"	A000046__‡	P000351__
40"	A000047__‡	P000351__

(‡) Includes K000018 Hardware Kit



## 9 & 12 TON AXLE AREA



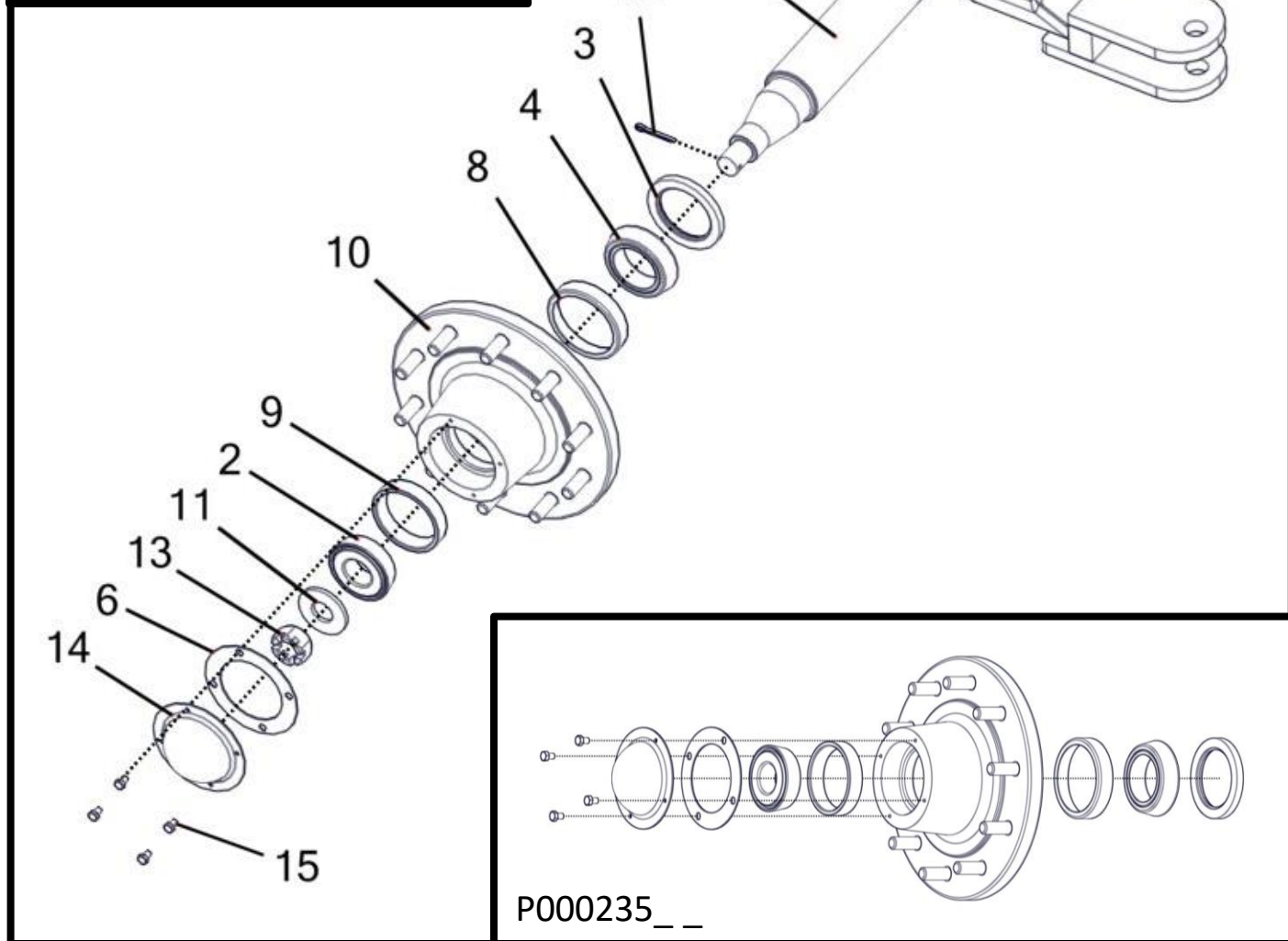
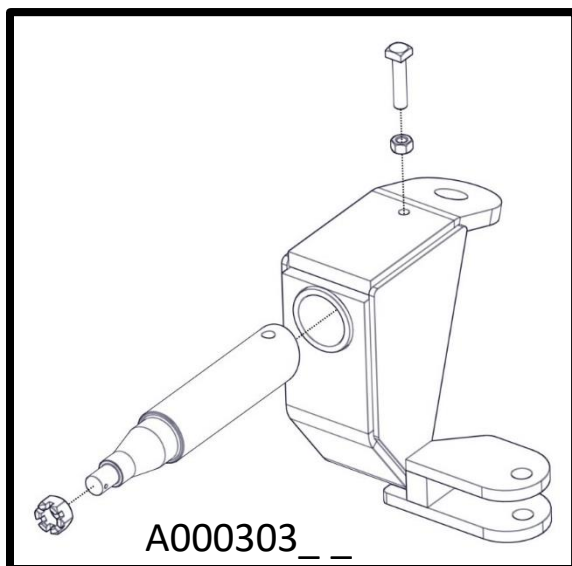


## 9 & 12 TON AXLE AREA

Item No.	Qty	Part Number	Description
1	1	A000012__	Spindle Assembly - 9 Ton Right <b>(Shown)</b>
2	1	A000013__	Spindle Assembly - 9 Ton Left
	1	A000014__	Spindle Assembly - 12 Ton Right (380/90R46 10 Bolt)
	1	A000015__	Spindle Assembly - 12 Ton Left (380/90R46 10 Bolt)
	1	A000130__	Spindle Assembly - 12 Ton Right (24.5/32 10 Bolt)
	1	A000131__	Spindle Assembly - 12 Ton Left (24.5/32 10 Bolt)
3	2	A000261__	Assembly - 9 Ton King Pin End
4	2	P000016	Bearing - Thrust 2" (D25)
5	20	P000018	Nut - Lug (6, 9, 12 Ton) *
6	2	P000064	Nut - 2-4.5 Hex Nylon Lock (GR 5 M/S FA)
7	2	P000724__	Bolt - 2-4.5 x 19.75 x 4.5 Hex (GR 5 M/S FA)

(\*) Included In K002204 - Kit - Lug Nut (10 Pack)  
(Requires 1 Per Tire)

## 9 TON SPINDLE ASSEMBLIES



## 9 TON SPINDLE ASSEMBLIES

Item No.	Qty	Part Number	Description
		<b>A000012__</b>	<b>Spindle Assembly - 9 Ton Right (Shown)</b>
		<b>A000013__</b>	<b>Spindle Assembly - 9 Ton Left</b>
1	1	M000019	Shaft - Spindle – 9 Ton *
2	1	P000009	Bearing - Outer (6 & 9 Ton) †
3	1	P000010	Seal -Hub (9 Ton) †
4	1	P000011	Bearing - Inner (9 Ton) †
5	1	P000019	Nut - 3/4-10 Hex (GR 5 M/S FA) *
6	1	P000025	Gasket - Hub Cap (6 & 9 Ton) †
7	1	P000033	Set Screw - 3/4" x 3-1/2" *
8	1	P000167	Cup - Inner ( 9 Ton) †
9	1	P000170	Cup - Outer (6 & 9 Ton) †
10	1	P000250__	Hub - 9 Ton (Casting Only) †
11	1	P000252	Washer - Spindle (6 & 9 Ton)
12	1	P000254	Pin - Cotter (6 & 9 Ton Spindle)
13	1	P000256	Nut - 1 1/4-12 Slotted (GR 5 M/S FB) *
14	1	P000259__	Hub Cap - (6 & 9 Ton) †
15	4	P002588	Bolt - 5/16-18 x 0.5 x 0.5 Hex (GR 5 M/S FC) †
16	1	W000003__	Housing - Spindle (9 Ton Right) <b>(Shown)</b> *
	1	W000004__	Housing – Spindle (9 Ton Left) *

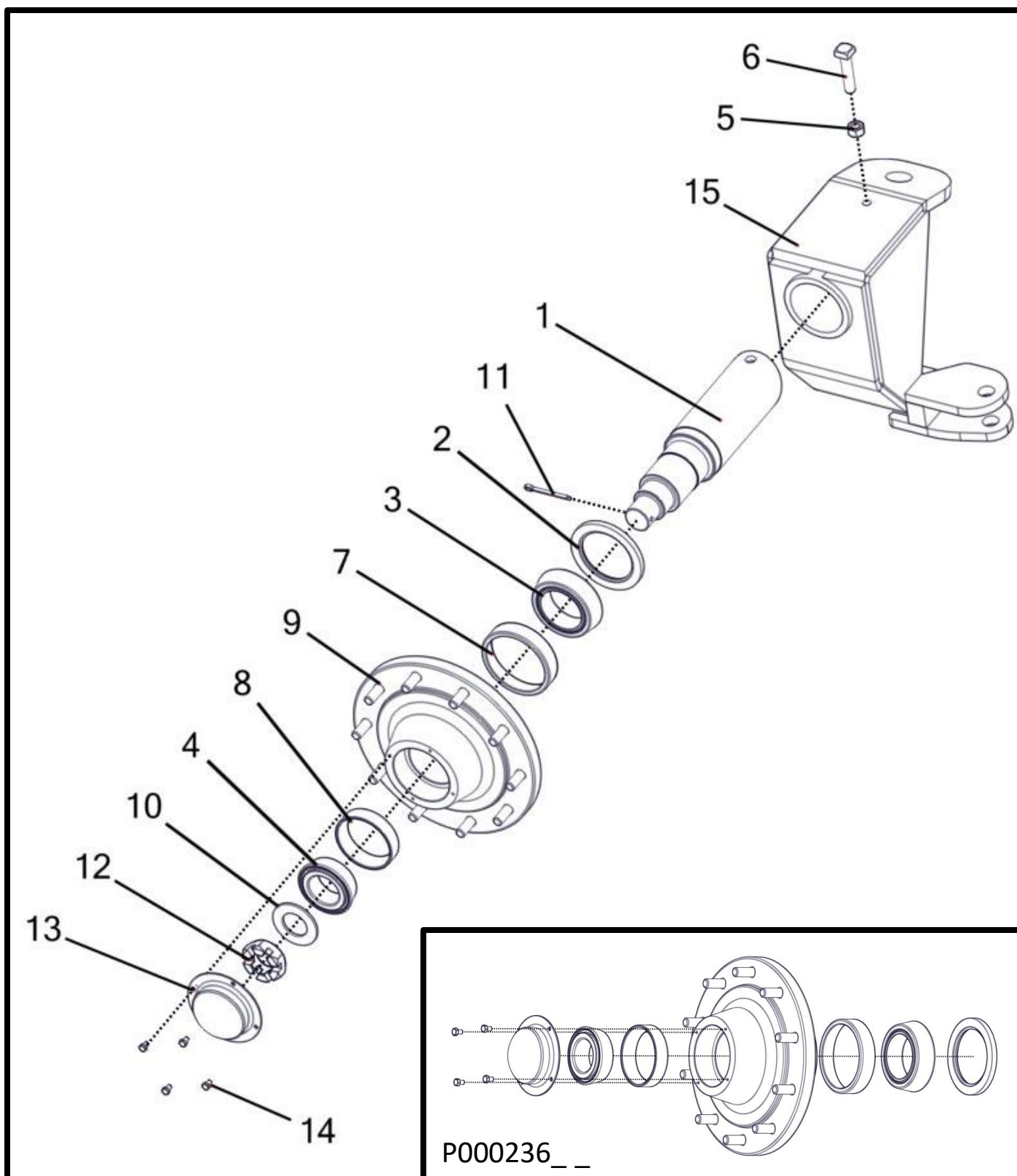
(\*) Included In A000303\_\_ - Spindle Housing Assembly - 9 Ton (RH) **(Shown)**

Or

(\*) Included In A000158\_\_ - Spindle Housing Assembly - 9 Ton (LH)

(†) 9 Ton Hub Parts Are Included In  
P000235\_\_ - Hub - 9 Ton (N873)

## 12 TON SPINDLE ASSEMBLIES

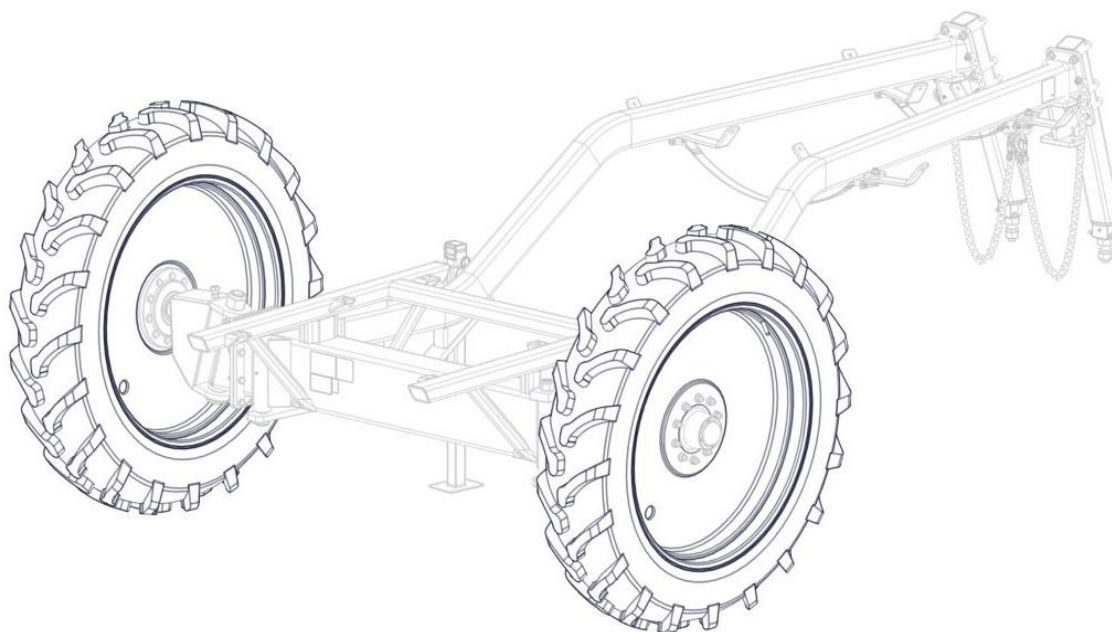


## 12 TON SPINDLE ASSEMBLIES

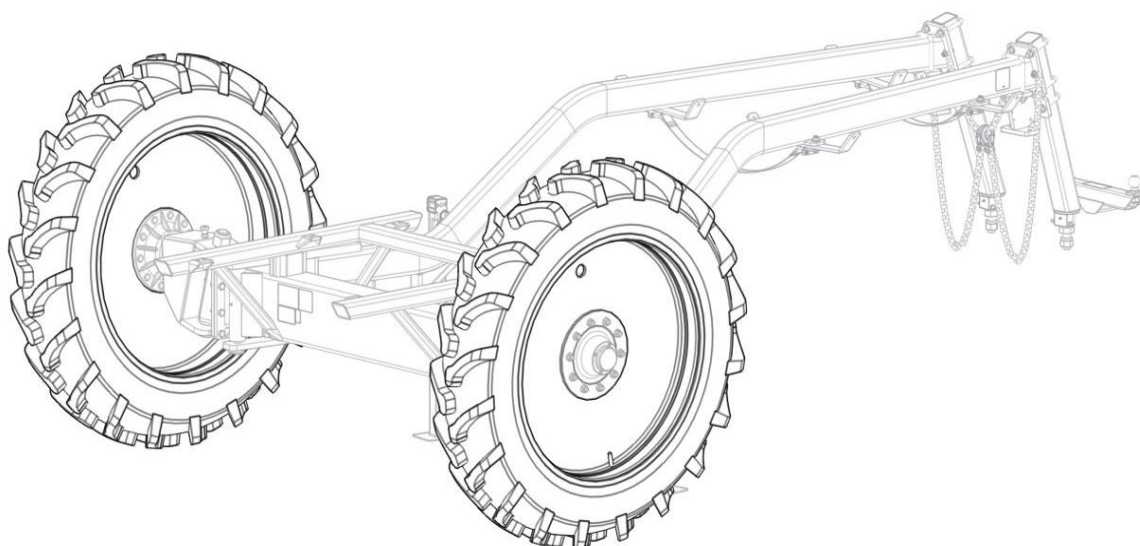
Item No.	Qty	Part Number	Description
		<b>A000014__</b>	<b>Spindle Assembly - 12 Ton Right (380/90R46 10 Bolt) (Shown)</b>
		<b>A000015__</b>	<b>Spindle Assembly - 12 Ton Left (380/90R46 10 Bolt)</b>
		A000130__	Spindle Assembly - 12 Ton Right (24.5/32 10 Bolt)
		A000131__	Spindle Assembly - 12 Ton Left (24.5/32 10 Bolt)
1	1	M000020	Shaft - 12Ton Spindle (380/90 R46 Large 10 Bolt) <b>(Shown)</b>
	1	M000693	Shaft - 12Ton Spindle (24.5/32 Large 10 Bolt)
2	1	P000012	Seal -Hub (12 Ton) *
3	1	P000013	Bearing - Inner (12 Ton) *
4	1	P000014	Bearing - Outer (12 Ton) *
5	1	P000019	Nut - 3/4-10 Hex (GR 5 M/S FA)
6	1	P000033	Set Screw - 3/4" x 3-1/2"
7	1	P000168	Cup - Inner (12 Ton) *
8	1	P000171	Cup - Outer (12 Ton) *
9	1	P000251__	Hub - 12 Ton (Casting Only) *
10	1	P000253	Washer - Spindle (12 Ton)
11	1	P000255	Pin - Cotter (12 Ton Spindle)
12	1	P000257	Nut - 2-12 Slotted (GR 5 M/S FG)
13	1	P000261__	Hub Cap - (12 Ton) *
14	4	P002588	Bolt - 5/16-18 x 0.5 x 0.5 Hex (GR 5 M/S FC) *
15	1	W000005__	Housing - Spindle (12 Ton Right) <b>(Shown)</b>
	1	W000006__	Housing - Spindle (12 Ton Left)

(\*) 12 Ton Hub Parts Are Included In P000236\_\_ - Hub - 12 Ton (N881)

## 9 & 12 TON TIRE OPTIONS



**C09B with A000004/A000292 Tires**



**C12B with A000003/A000291 Tires**

## 9 TON TIRE OPTIONS

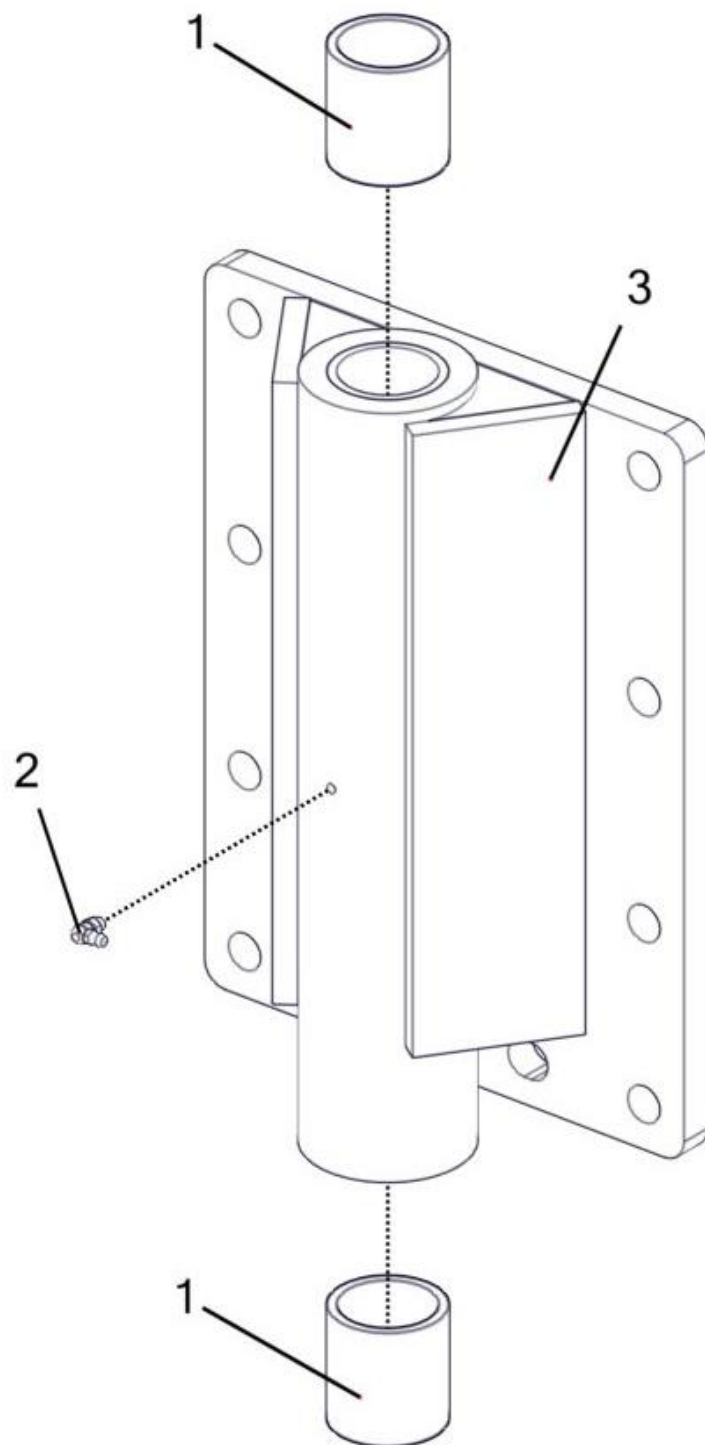
LEFT	RIGHT	Description
A000004	A000292	Tire Assembly- 380/90 R46" 10 Bolt Small
A000063	A000295	Tire Assembly - 480/80 R42" 10 Bolt Small 0" Offset

## 12 TON TIRE OPTIONS

LEFT	RIGHT	Description
A000002	A000002	Tire Assembly - 24.5 x 32" Large 10 Bolt 1.5" Offset
A000003	A000291	Tire Assembly- 380/90 R46" 10 Bolt Large



## 12 TON TRACK KING PIN END ASSEMBLY



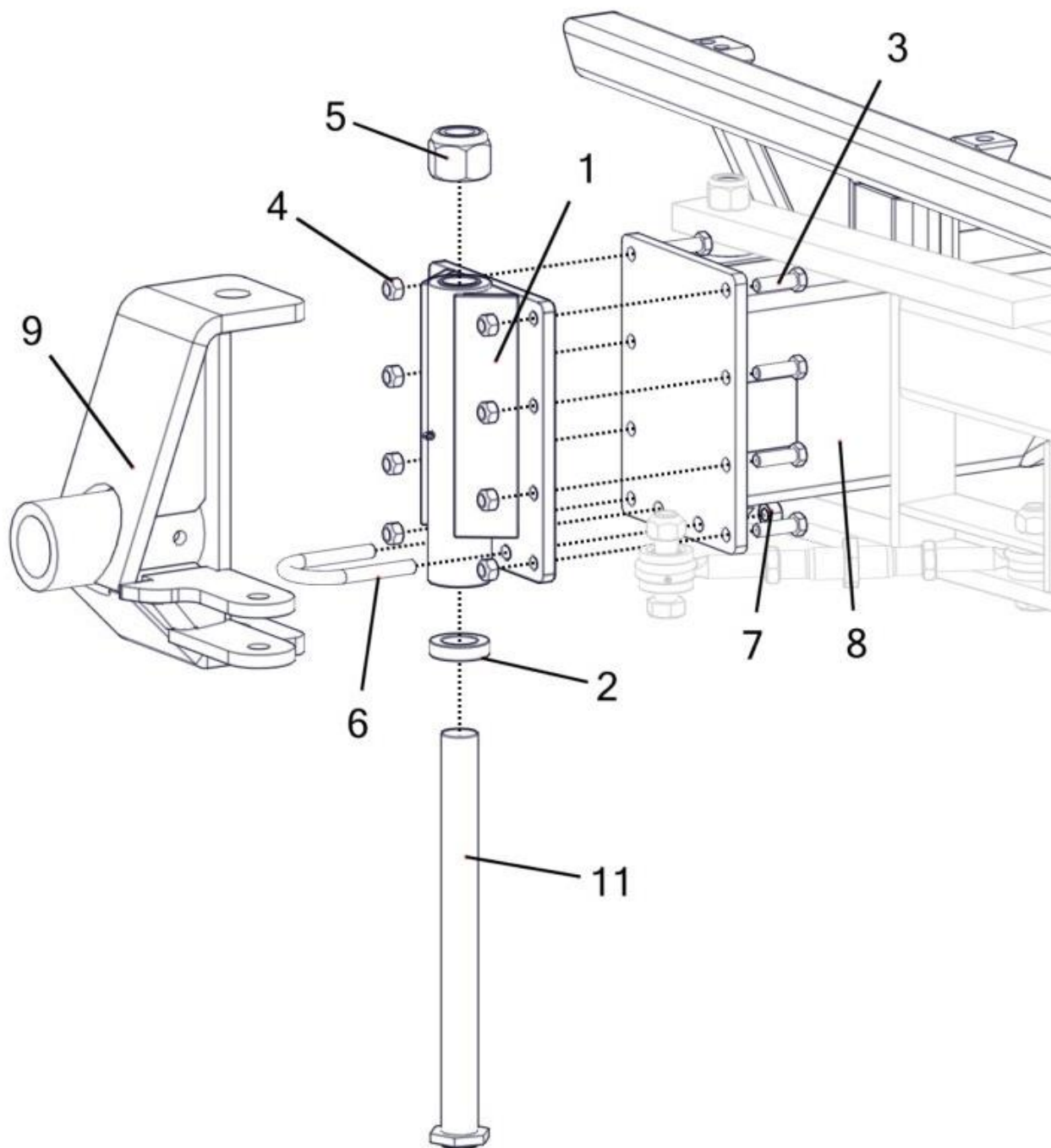


## 12 TON TRACK KING PIN END ASSEMBLY

Item No.	Qty	Part Number	Description
1	2	P000006	Bushing - 2" x 2.375" x 2.5" *
2	1	P000231	Grease Zerk - 1/4-28 90 *
3	1	<b>A000275__</b>	<b>Assembly - 12 Ton Track King Pin End</b>

(\*) Included In A000275\_\_ - Assembly - 12 Ton Track King Pin End

## 12 TON TRACK AXLE AREA

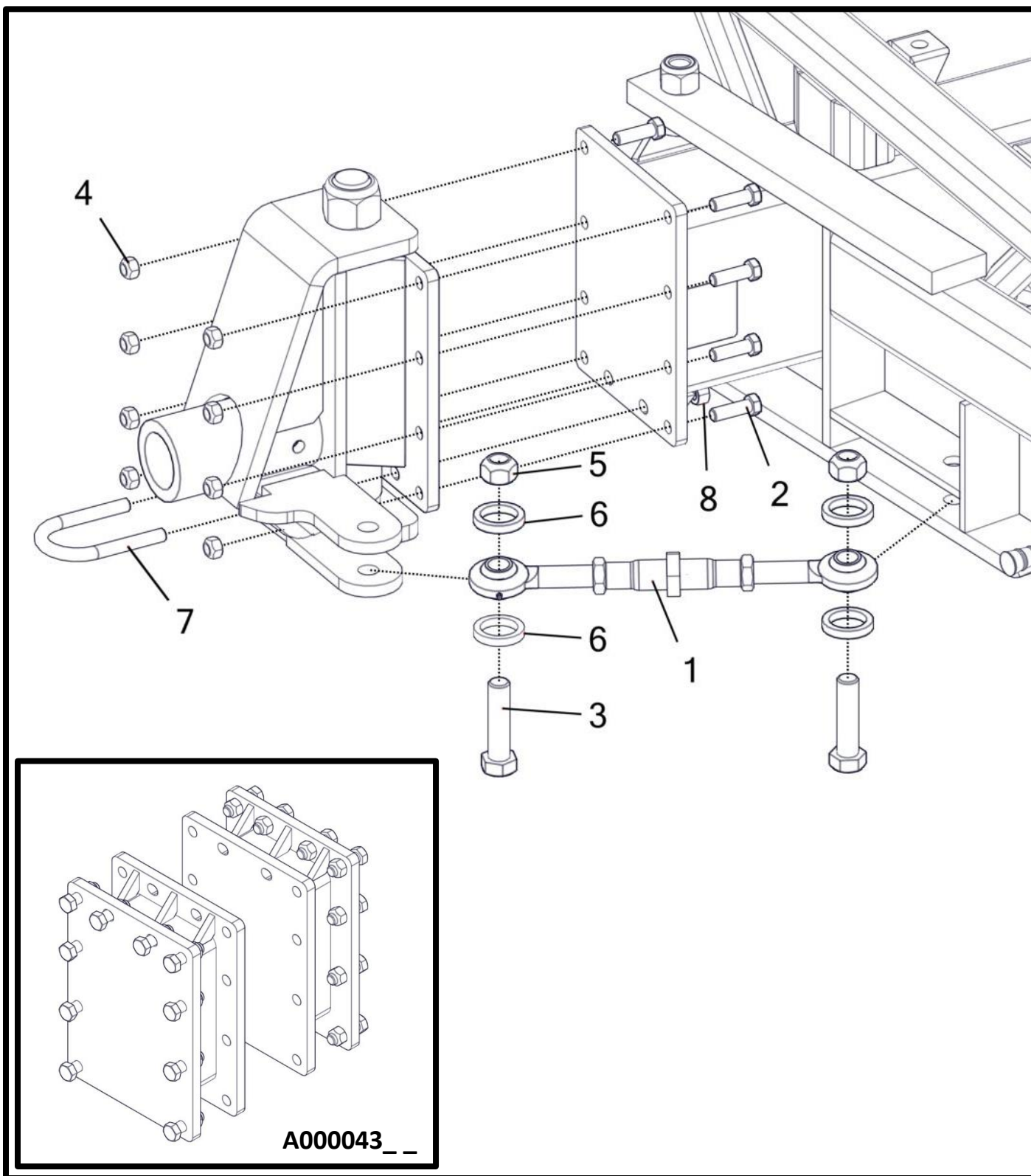


## 12 TON TRACK AXLE AREA

Item No.	Qty	Part Number	Description
1	2	A000275__	Assembly - 12 Ton Track King Pin End
2	2	P000016	Bearing - Thrust 2" (D25)
3	16	P000046	Bolt - 3/4-10 x 2.5 x 1.75 Hex (GR 5 M/S FA) *
4	16	P000061	Nut - 3/4-10 Hex Metal Lock (GR 5 M/S FA) *
5	2	P000064	Nut - 2-4.5 Hex Nylon Lock (GR 5 M/S FA)
6	2	P000573	U-Bolt - 3/4" x 3-9/16" x 6-3/8"
7	4	P000583	Nut - 3/4-16 UNF Lock
8	1	W000013__	Center Frame - Adjustable (9 Ton)
9	1	W000170__	Track Spindle Housing (RH) <b>(Shown)</b>
10	1	W000171__	Track Spindle Housing (LH)
11	2	W000173__	Bolt - 2-4-1/2 x 23-1/2"

(\*) Included In K000018 - Kit - Adj. Axle (9 Ton)

## 12 TON TIE RODS FOR TRACK CARTS



## 12 TON TIE RODS FOR TRACK CARTS

Item No.	Qty	Part Number	Description
1	2	A000176__	Tie-Rod - Track Adjustable ( <b>Shown</b> )
	2	P000350__	Tie-Rod - 120"-132" Universal Adjustable (Heavy Duty)
	2	P000351__	Tie-Rod - 133"-165" Universal Adjustable (Heavy Duty)
2	8	P000046	Bolt - 3/4-10 x 2.5 x 1.75 Hex (GR 5 M/S FA) †
3	2	P000054	Bolt - 1 1/4-7 x 5 x 2.75 Hex (GR 5 M/S FA) *
4	8	P000061	Nut - 3/4-10 Hex Metal Lock (GR 5 M/S FA) * †
5	2	P000079	Nut - 1 1/4-7 Hex Metal Lock (GR 5 M/S FA) *
6	4	P000365	Gasket - Tie-Rod Bearing Grease (Foam)
7	1	P000573	U-Bolt - 3/4" x 3-9/16" x 6-3/8"
8	2	P000583	Nut - 3/4-16 UNF Lock

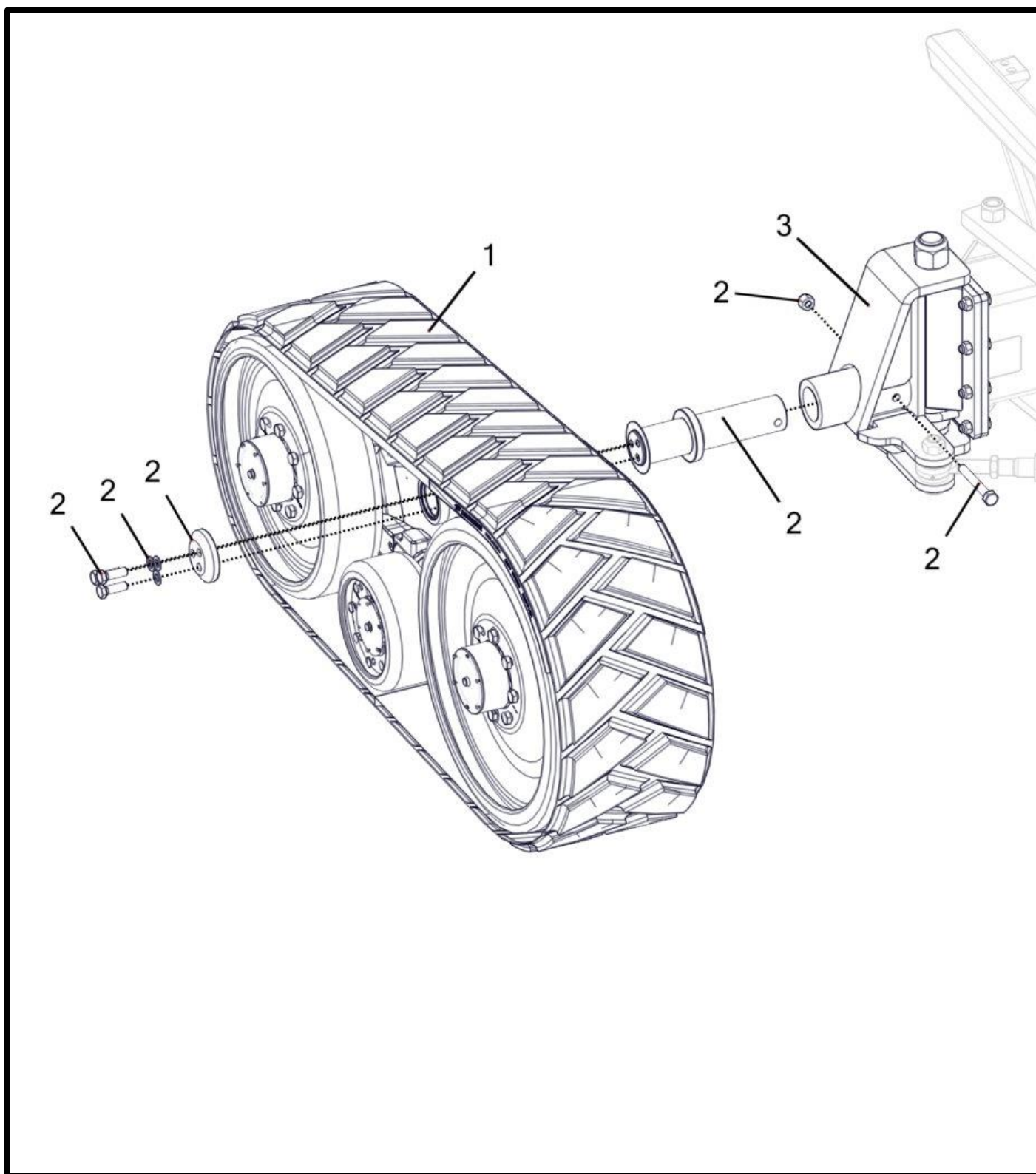
(\*) Included In K002021 - Kit - 9 Ton Cart Hardware

(†) Included In K000018 - Kit - Adj. Axle (9 Ton)

OFFSET	AXLE EXTENSION	TIE-ROD P/N
0"	NONE	A000176__
10"	A000043__‡	P000350__
12"	A000044__‡	P000350__
24"	A000045__‡	P000351__
32"	A000046__‡	P000351__
40"	A000047__‡	P000351__

(‡) Includes K000018 Hardware Kit

## 12 TON TRACK AXLE AREA \*



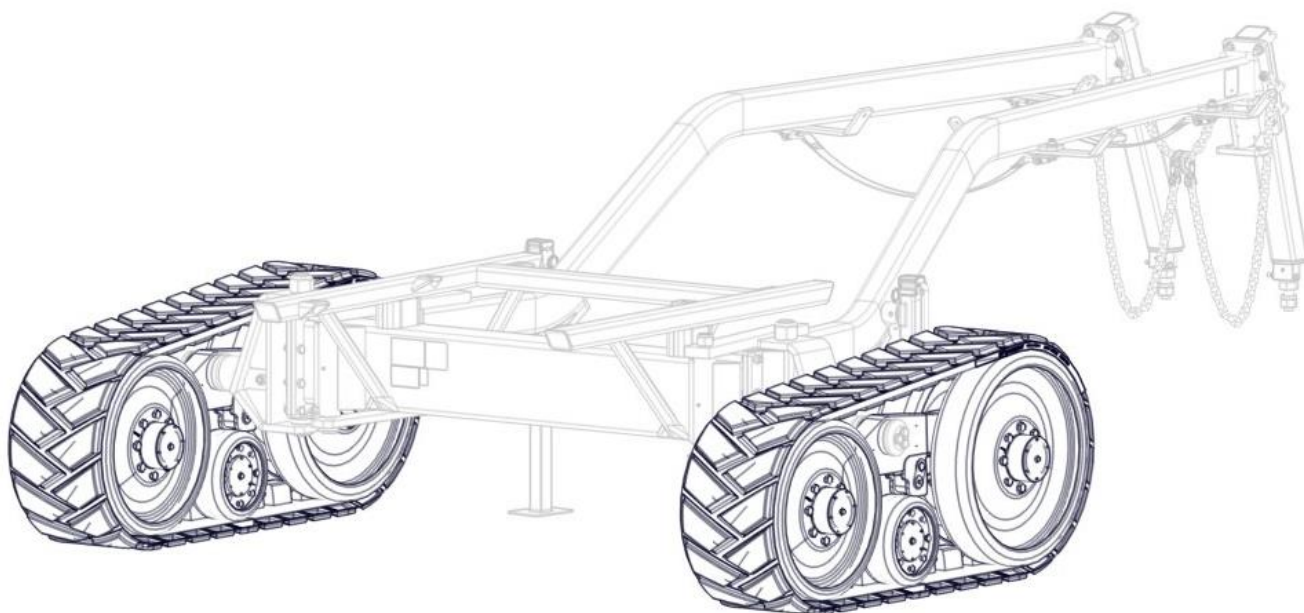
## 12 TON TRACK AXLE AREA \*

Item No.	Qty	Part Number	Description
1	1	P002872	Track - TTS 30-1611 (w/ Shaft) Left (Includes P000736)
		P002871	Track - TTS 30-1611 (Less Shaft)
	1	P002873	Track - TTS 30-1611 (w/ Shaft) Right (Includes P000736)
		P002871	Track - TTS 30-1611 (Less Shaft) <b>(Shown)</b>
	1	P002867	Track - TTS 35-1813 (w/ Shaft) Right (Includes P000736)
		P002866	Track - TTS 35-1813 (Less Shaft)
	1	P002868	Track - TTS 35-1813 (w/ Shaft) Left (Includes P000736)
		P002866	Track - TTS 35-1813 (Less Shaft)
2	2	P000736	Shaft Assembly - Camso Track *
3	1	W000170__	Track Spindle Housing (RH) <b>(Shown)</b>
	1	W000171__	Track Spindle Housing (LH)

(\*) Please Contact Montag Mfg. Support For Information  
And Part Numbers For Camso Products.



## 12 TON TRACK OPTIONS



**C12T with P000735 Tracks**



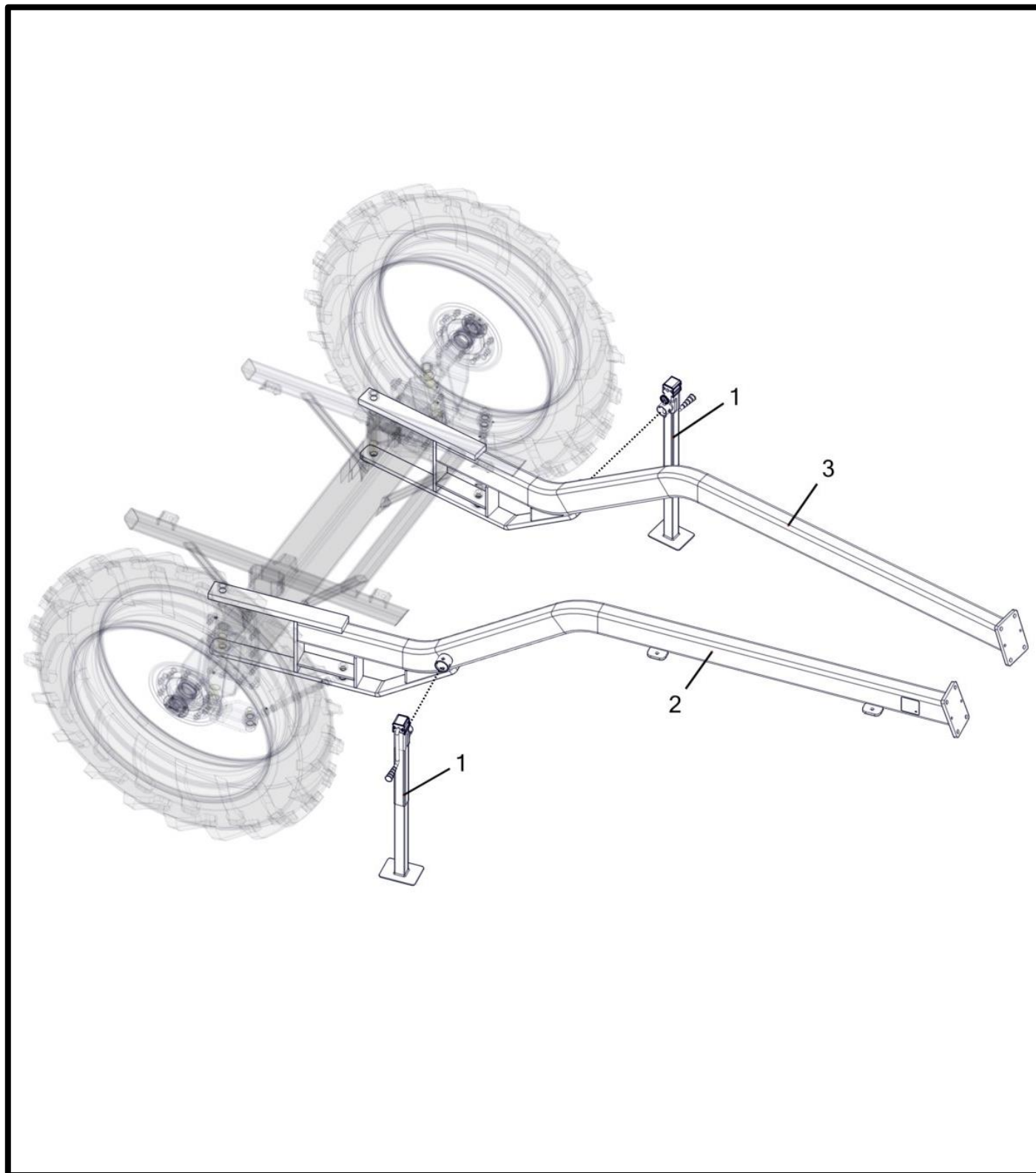
**P000737 Tracks**



## 12 TON TRACK OPTIONS

LEFT	RIGHT	Description
P000735		Track - TTS 30-1611 Series (Pair) (16" Tracks)
P002872		Track - TTS 30-1611 (w/ Shaft) Left
	P002873	Track - TTS 30-1611 (w/ Shaft) Right
P000737		Track – TTS 35-1813 Series (Pair) (18" Tracks)
P002868		Track - TTS 35-1813 (w/ Shaft) Left
	P002867	Track - TTS 35-1813 (w/ Shaft) Right

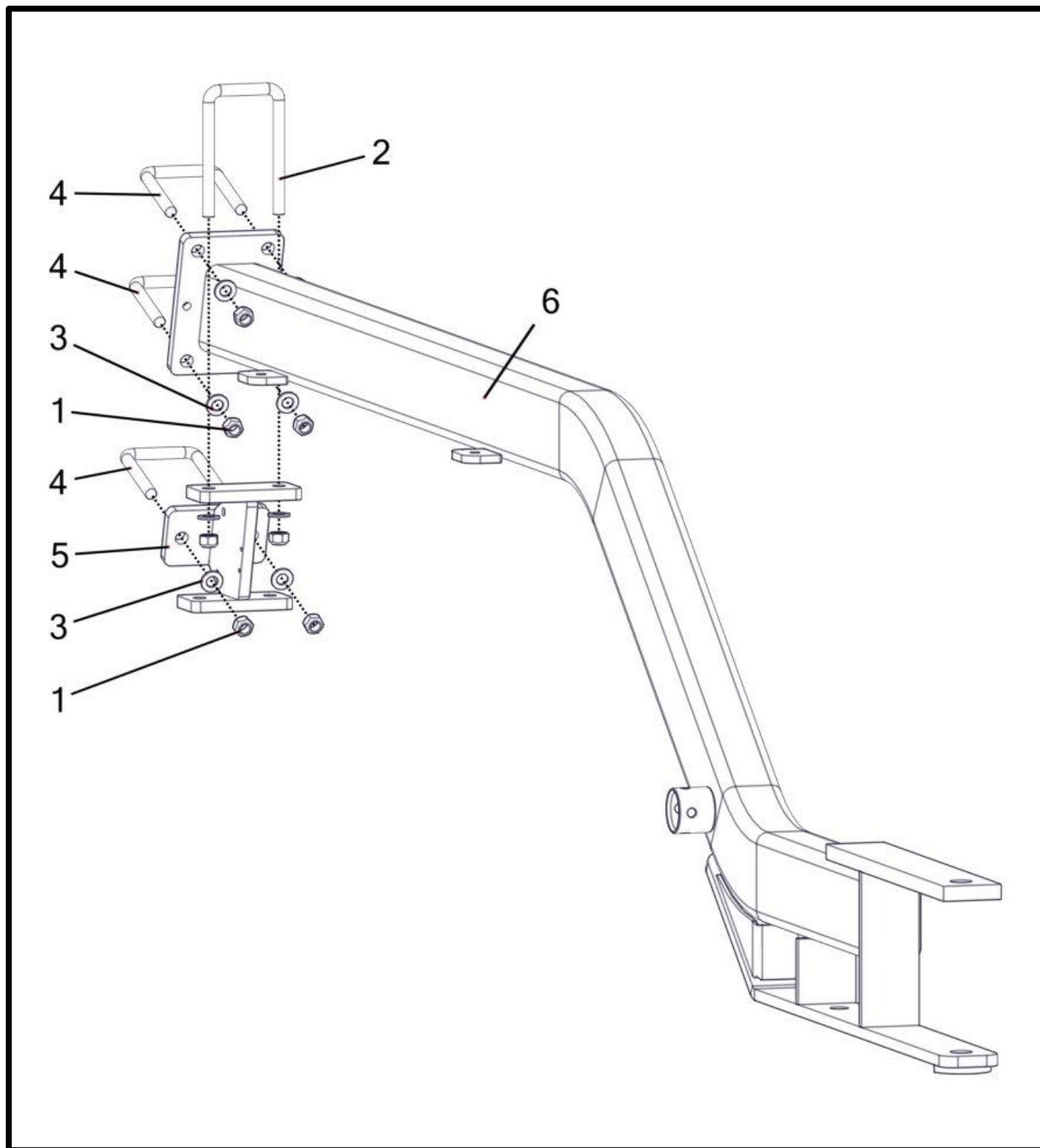
## 9 & 12 TON ARMS AND JACKS



## 9 & 12 TON ARMS AND JACKS

Item No.	Qty	Part Number	Description
1	2	P000138	Jack - 8000 lbs. Drop
2	1	A002454__	Arm - Gooseneck RH 9 & 12 Ton w/Decal
3	1	A002453__	Arm - Gooseneck LH 9 & 12 Ton w/Decal

## 9 & 12 TON REPLACEMENT ARM ASSEMBLIES

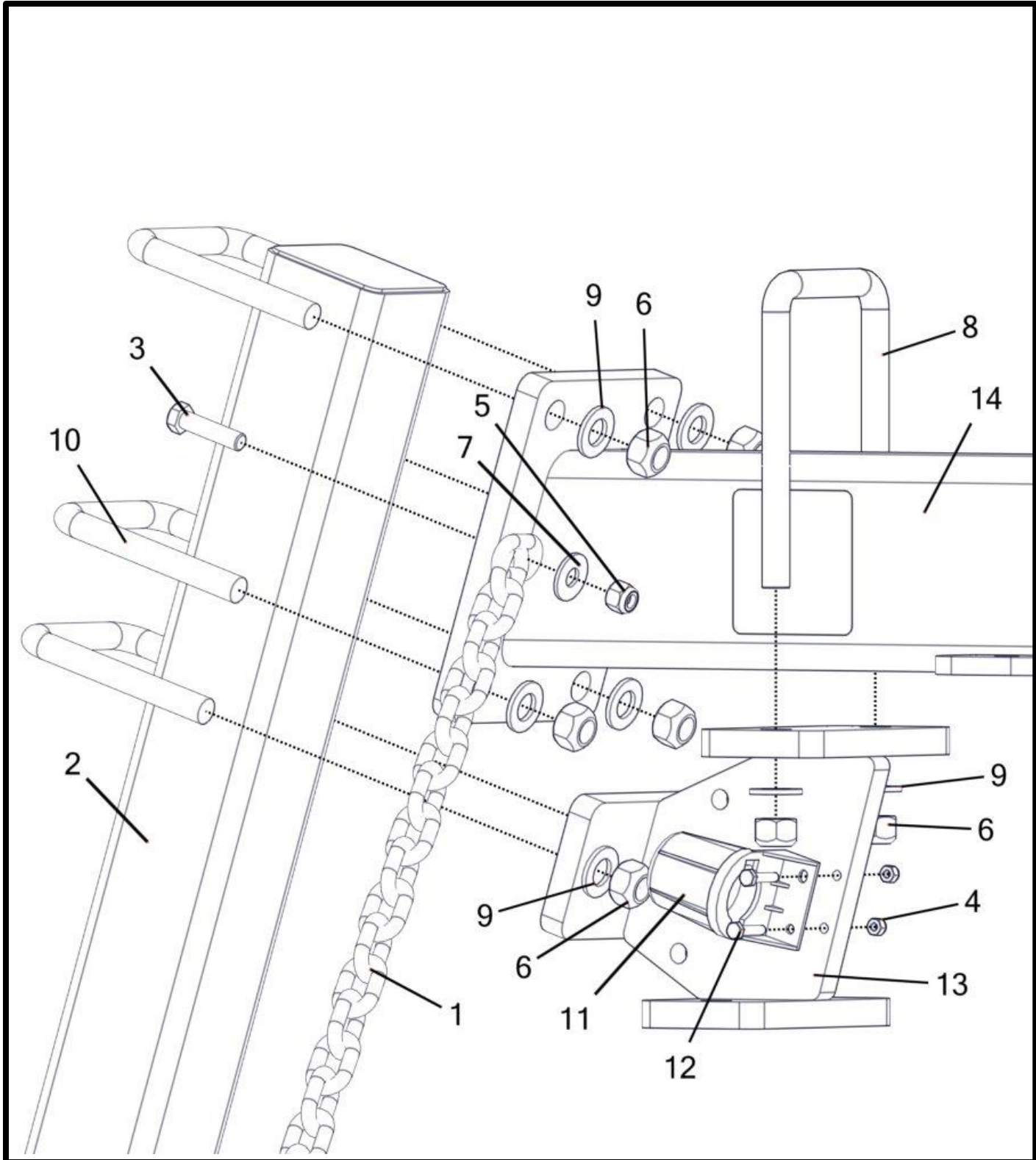


## 9 & 12 TON REPLACEMENT ARM ASSEMBLIES

Item No.	Qty	Part Number	Description
		<b>A002189__</b>	<b>Arm - Gooseneck LH (9 &amp; 12 Ton) (Shown)</b>
		<b>A002188__</b>	<b>Arm - Gooseneck RH (9 &amp; 12 Ton)</b>
1	8	P000061	Nut - 3/4-10 Hex Metal Lock (GR 5 M/S FA)
2	1	P000430	U-Bolt - 3/4" x 4-1/8" x 8
3	8	P000766	Washer - 3/4" SAE Flat (1.469" OD) (GR 5 M/S FA)
4	3	P002285	U-Bolt - 3/4" x 4-1/8" x 6"
5	1	W002396__	Support - Universal Arm Gusset
6	1	A002453__	Arm - Gooseneck LH 9 & 12 Ton w/Decal <b>(Shown)</b>
	1	A002454__	Arm - Gooseneck RH 9 & 12 Ton w/Decal

Hardware Shown Is Included With Assembly

## 9 & 12 TON COUPLERS AND GUSSETS



## 9 & 12 TON COUPLERS AND GUSSETS

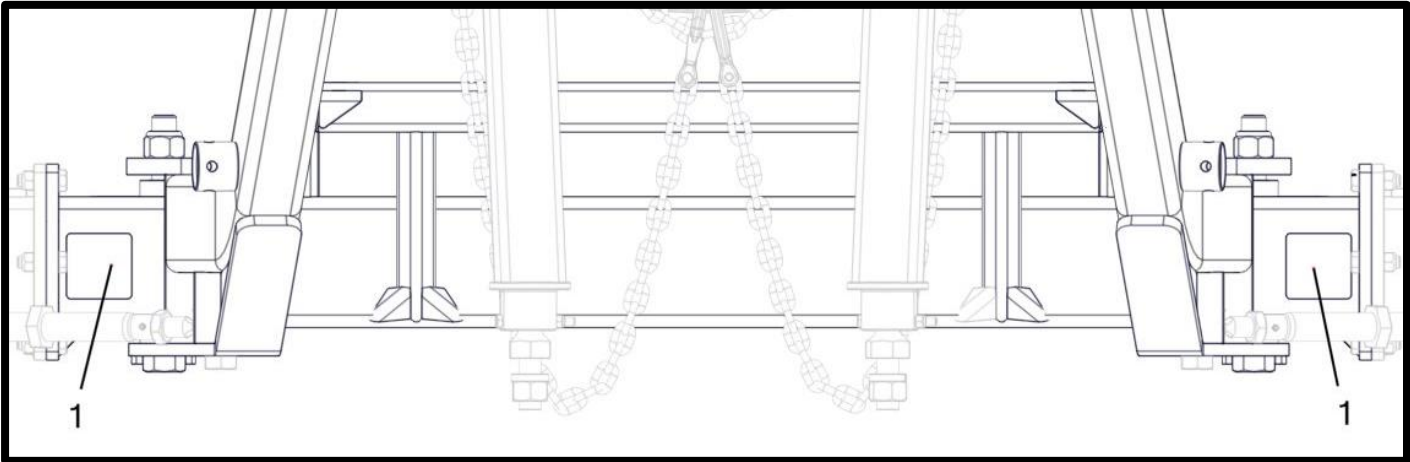
Item No.	Qty	Part Number	Description
1	2	A000001	Safety Chain Assembly
2	2	A000034__	Hitch - Adj. Ball
3	4	P000042	Bolt - 1/2-13 x 2 x 1.25 Hex (GR 5 M/S FA) †
4	2	P000056	Nut - 1/4-20 Hex Nylon Lock (GR 5 M/S FA) * †
5	4	P000058	Nut - 1/2-13 Hex Nylon Lock (GR 5 M/S FA) †
6	16	P000061	Nut - 3/4-10 Hex Metal Lock (GR 5 M/S FA) †
7	4	P000067	Washer - 1/2" USS Flat (1.375" OD) (GR 5 M/S FA) †
8	2	P000430	U-Bolt - 3/4" x 4-1/8" x 8
9	16	P000766	Washer - 3/4" SAE Flat (1.469" OD) (GR 5 M/S FA) †
10	6	P002285	U-Bolt - 3/4" x 4-1/8" x 6"
11	1	P002390	Holder - Light Harness Plug *
12	2	P002427	Bolt - 1/4-20 x 1.25 x 0.75 Hex (GR 5 M/S FA) * †
13	2	W002396__	Support - Universal Arm Gusset
14	1	A002453__	Arm - Gooseneck LH 9 & 12 Ton w/Decal <b>(Shown)</b>
	1	A002454__	Arm - Gooseneck RH 9 & 12 Ton w/Decal

Parts With Asterisk (\*) Used With A002453\_\_ Only

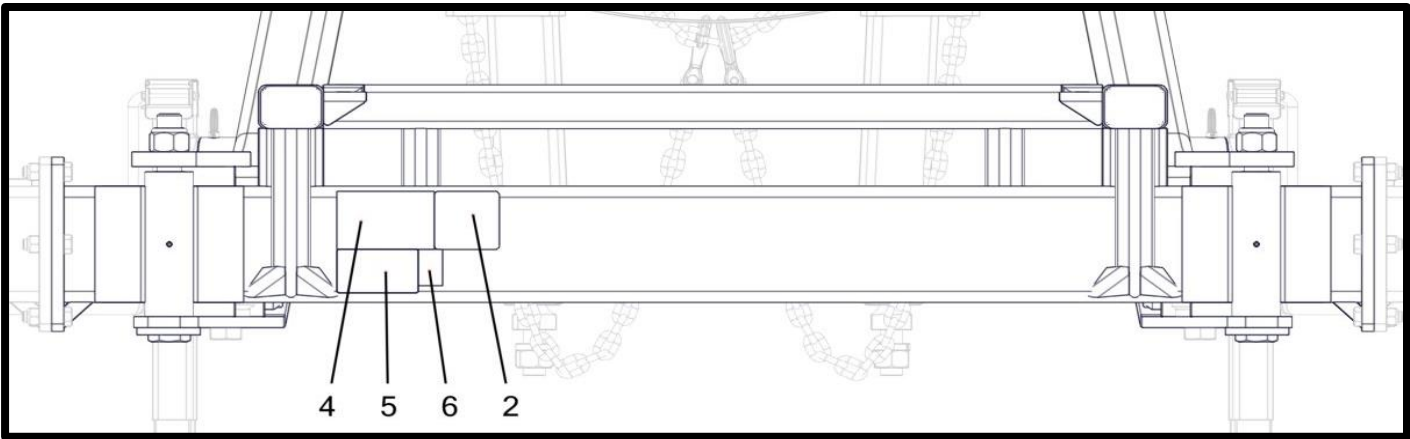
(†) Included In K002021 - Kit - 9 Ton Cart Hardware



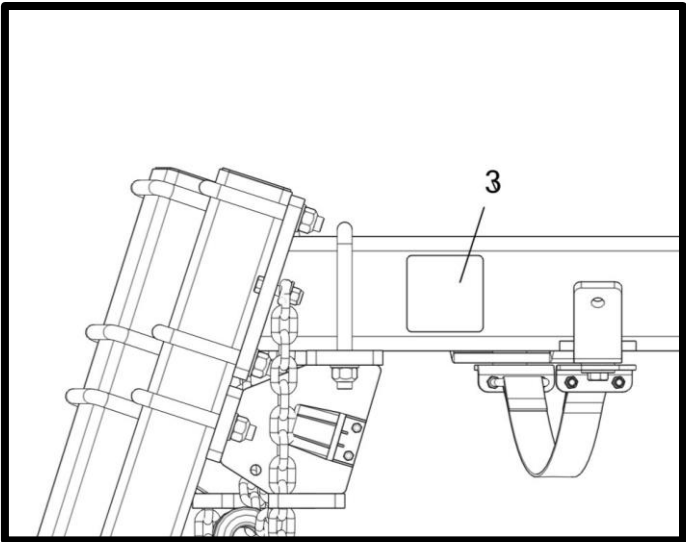
DECALS



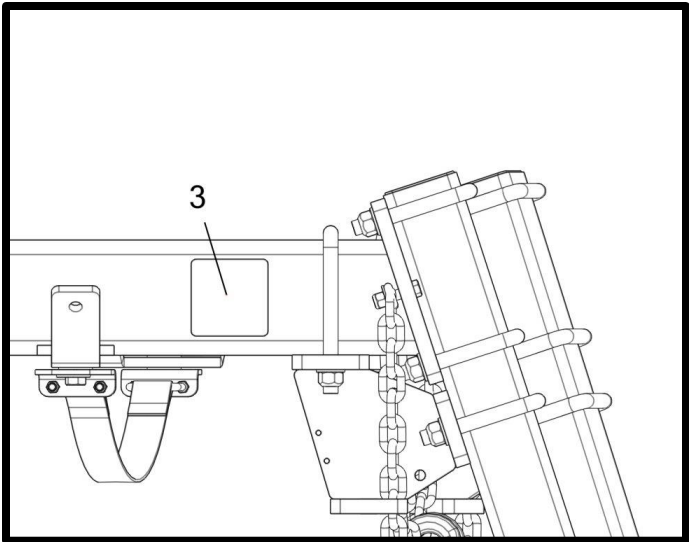
FRONT



REAR



LEFT



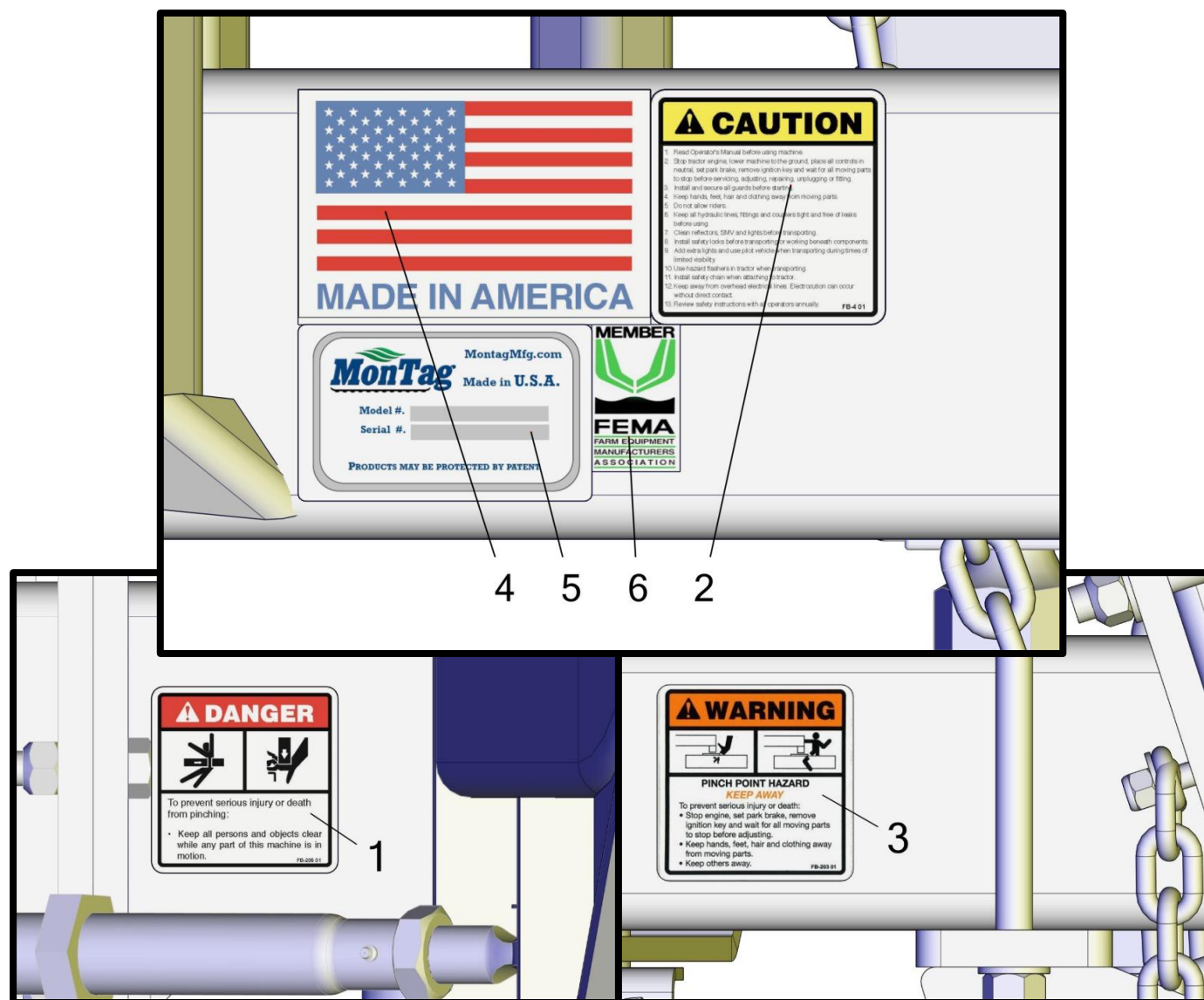
RIGHT



## DECALS

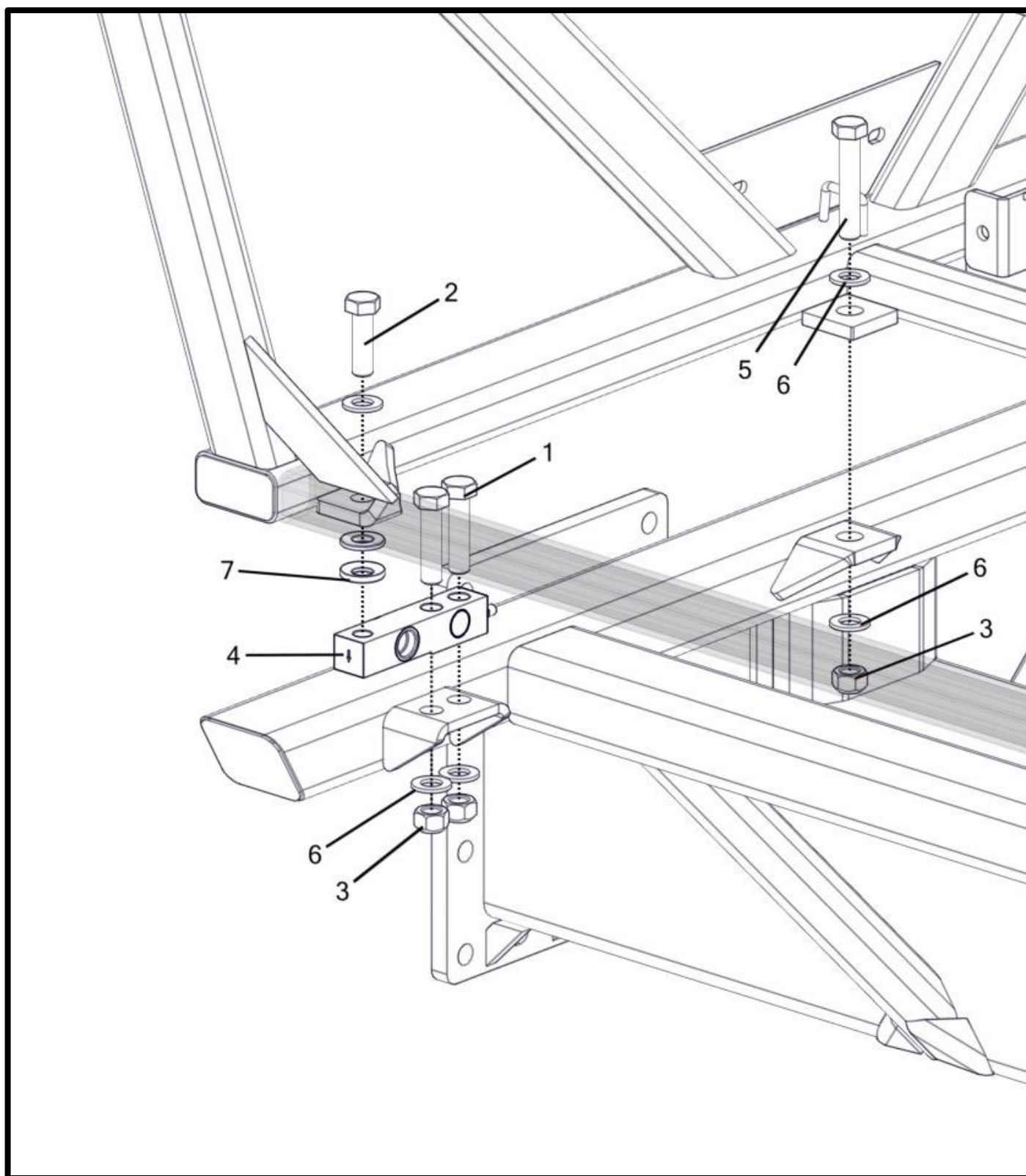
Item No.	Qty	Part Number	Description
1	2	P000189	Decal - Pinching Danger *
2	1	P000190	Decal - Read the Manual *
3	2	P000194	Decal - Crushing Hazard *
4	1	P000201	Decal - USA Flag *
5	1	P000202	Serial Tag
6	1	P000273	Decal - Fema

(\*) Included In K000033 - Kit - Cart Decal



## MOUNTING (GEN I) - SCALE KIT AND SAFETY BOLT

(SOME COMPONENTS HIDDEN FOR CLARITY)



## **MOUNTING (GEN I) - SCALE KIT AND SAFETY BOLT**

(SOME COMPONENTS HIDDEN FOR CLARITY)

Item No.	Qty	Part Number	Description
1	8	P000047	Bolt - 3/4-10 x 3 x 1.75 Hex (GR 5 M/S FA) * †
2	4	P000055	Bolt - 3/4-16 x 2.5 x 1.75 Hex (GR 5 M/S FA) * †
3	10	P000061	Nut - 3/4-10 Hex Metal Lock (GR 5 M/S FA) * †
4	4	P000248	Scale - Load Cell (10K)
5	2	P000481	Bolt - 3/4-10 x 4 x 1.75 Hex (GR 5 M/S FA) * †
6	16	P000766	Washer - 3/4" SAE Flat (1.469" OD) (GR 5 M/S FA) * †
7	4	P002146	Washer - 3/4" Self Aligning * †

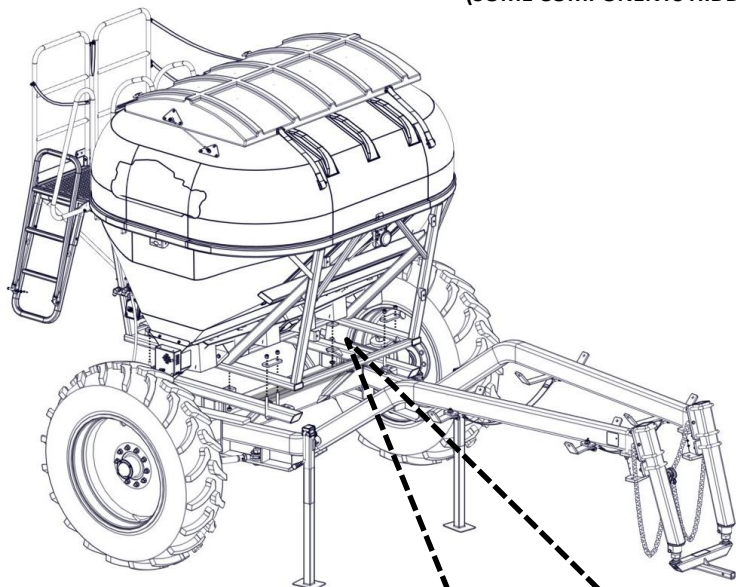
(\*) Included In K000012 - Kit - Scale Hardware

Or

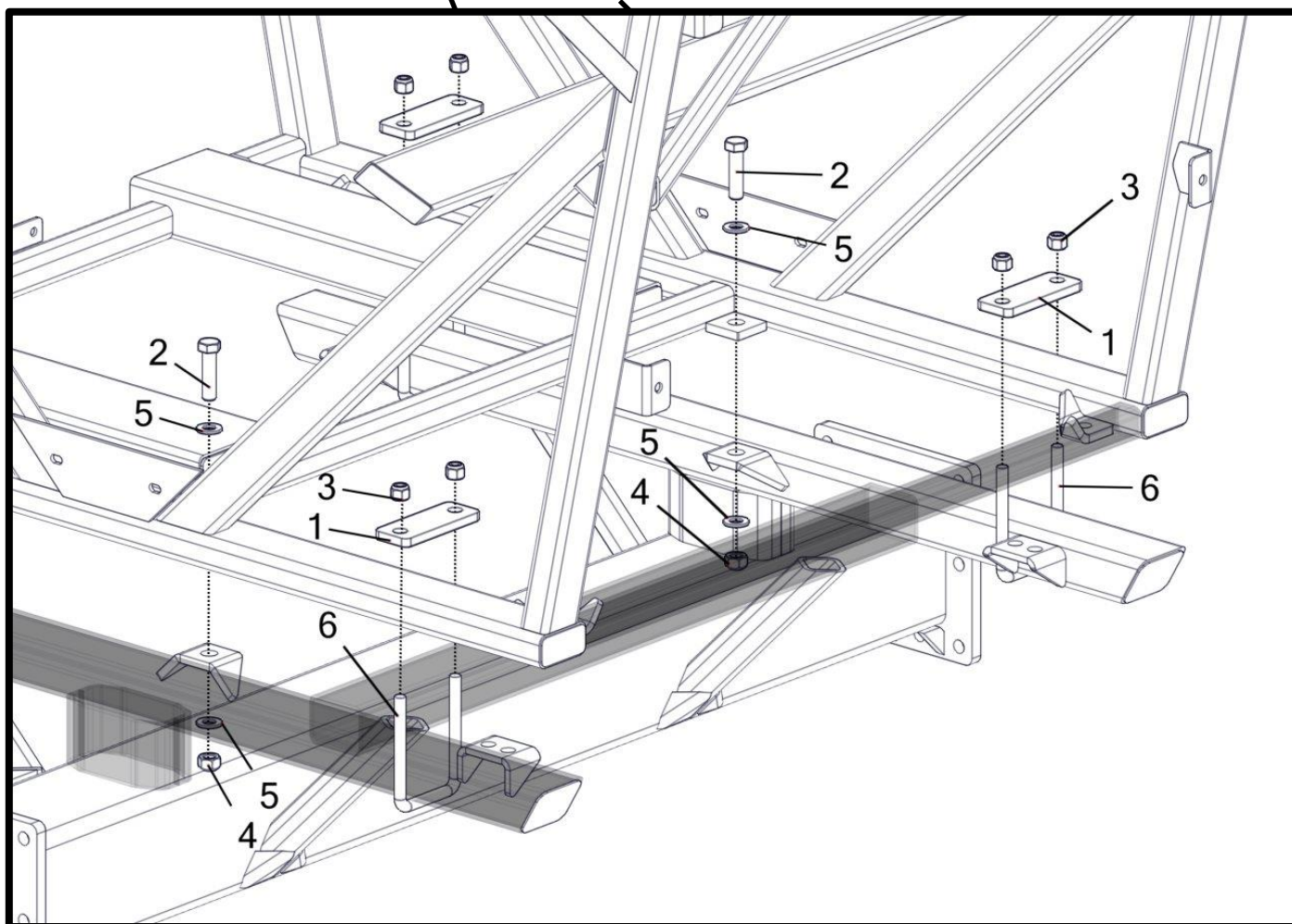
(\*) K002061 - Kit - Scale Hardware (1 Bin Iso) (Iso) (†)

## MOUNTING (GEN I AND LIQUID SYSTEMS) - NO SCALE KIT

(SOME COMPONENTS HIDDEN FOR CLARITY)



DRY UNIT





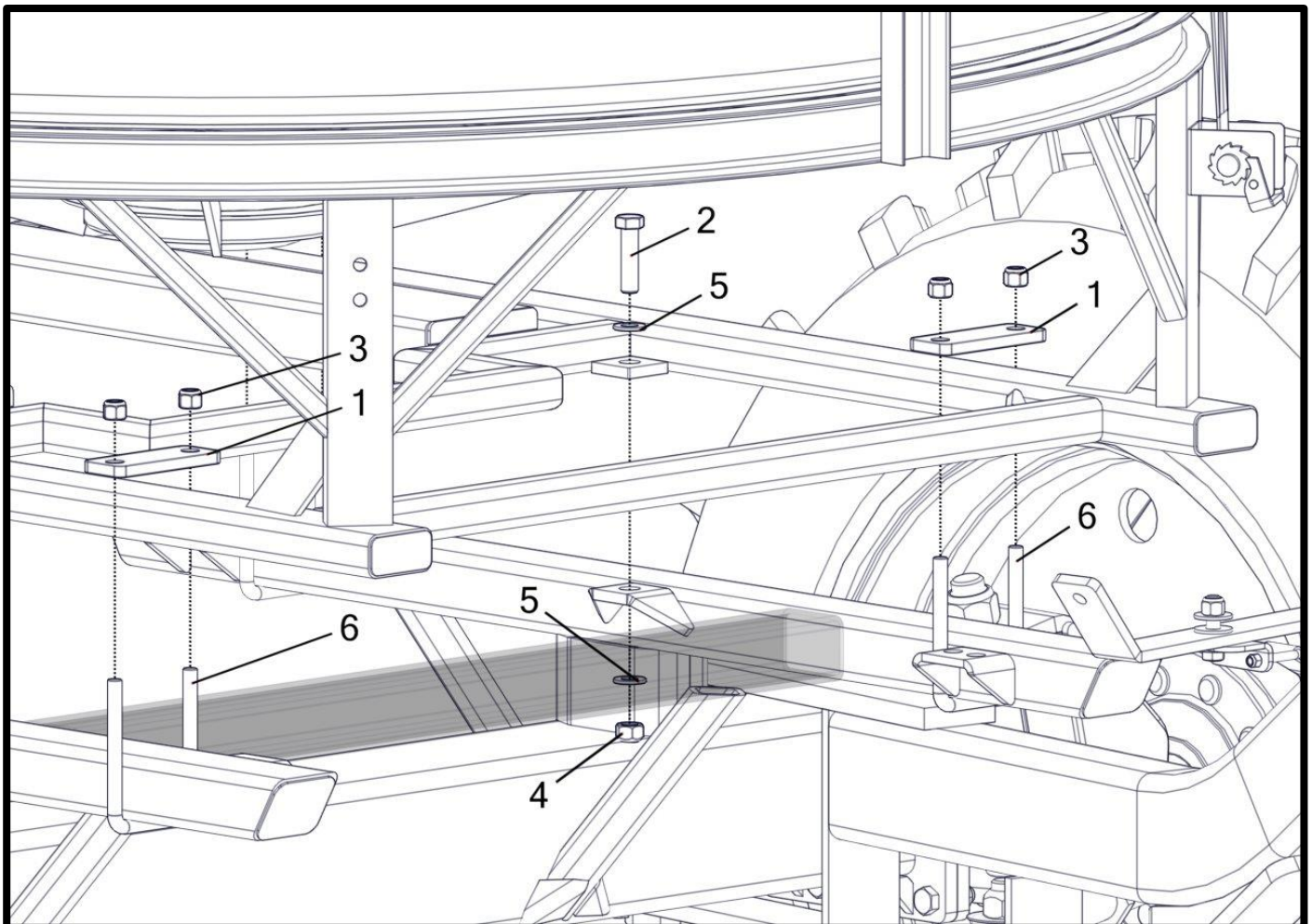
## MOUNTING (GEN I AND LIQUID SYSTEMS) - NO SCALE KIT

(SOME COMPONENTS HIDDEN FOR CLARITY)

Item No.	Qty	Part Number	Description
		A000068__	Cart/Unit Mounting Hardware Kit
1	4	M000334__	Clamp - 4" U-Bolt
2	2	P000047	Bolt - 3/4-10 x 3 x 1.75 Hex (GR 5 M/S FA) *
3	8	P000060	Nut - 5/8-11 Hex Nylon Lock (GR 5 M/S FA) *
4	2	P000061	Nut - 3/4-10 Hex Metal Lock (GR 5 M/S FA) *
5	4	P000069	Washer - 3/4" USS Flat (2" OD) (GR 5 M/S FA) *
6	4	P000084	U-Bolt - 5/8" x 4-1/8" x 6-1/2"

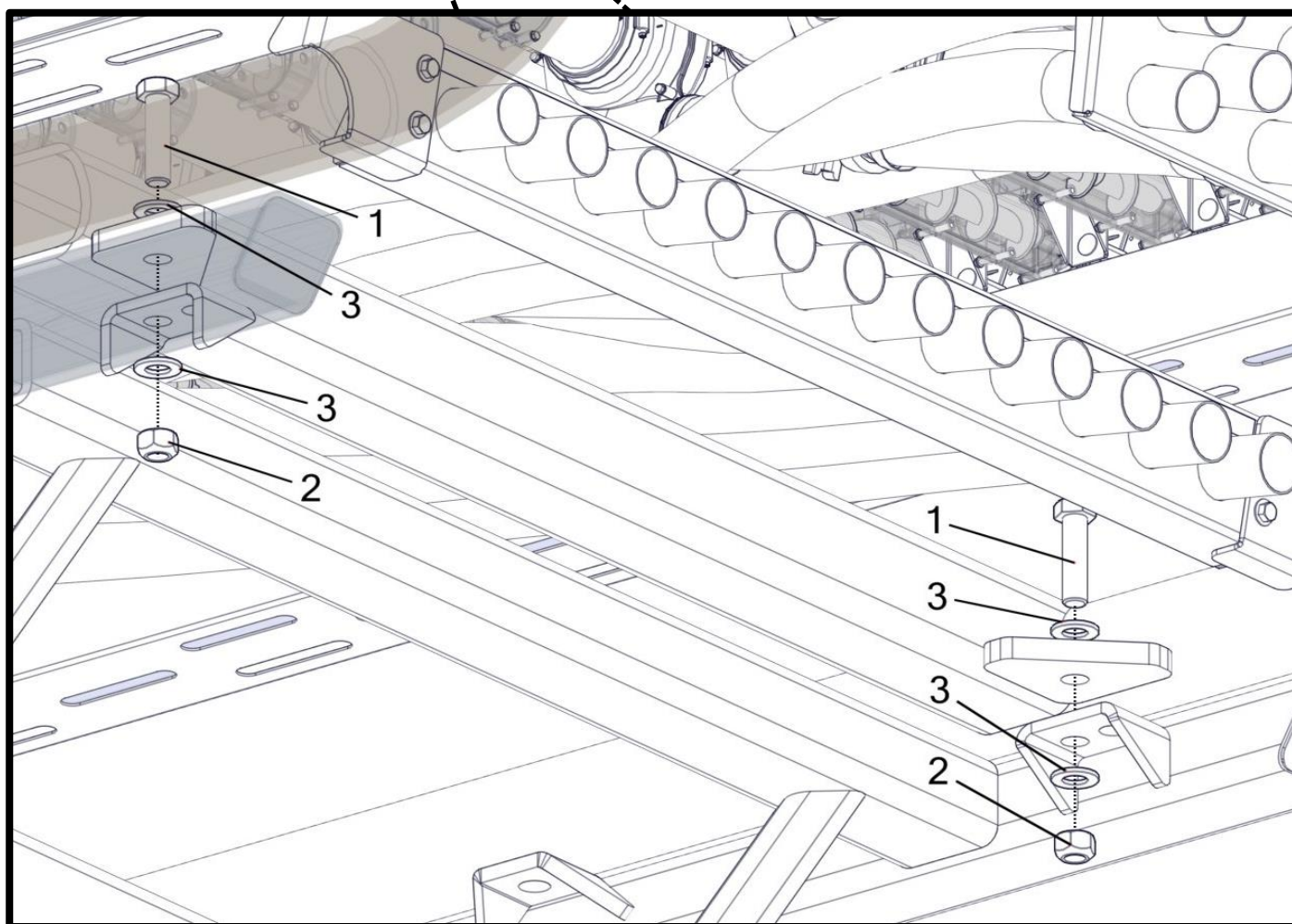
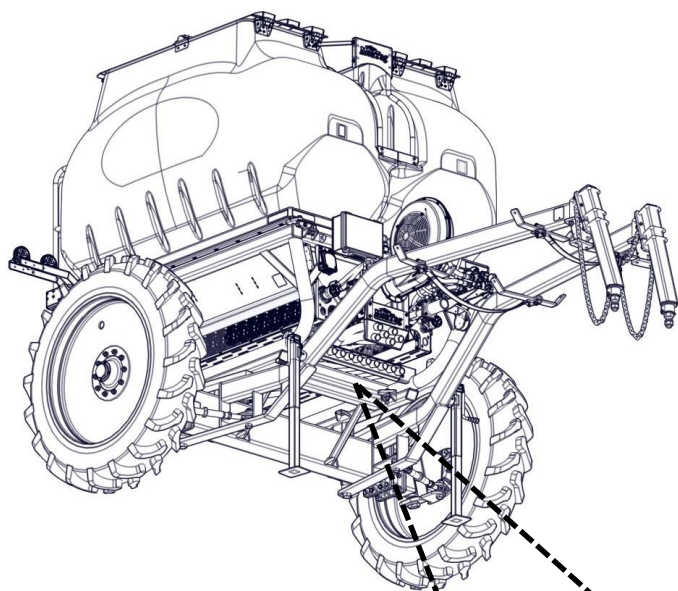
(\*) Included In K000029 - Kit - Unit/Cart Mounting Hardware

### LIQUID UNIT



## MOUNTING (GEN II)

(SOME COMPONENTS HIDDEN FOR CLARITY)



## **MOUNTING (GEN II)**

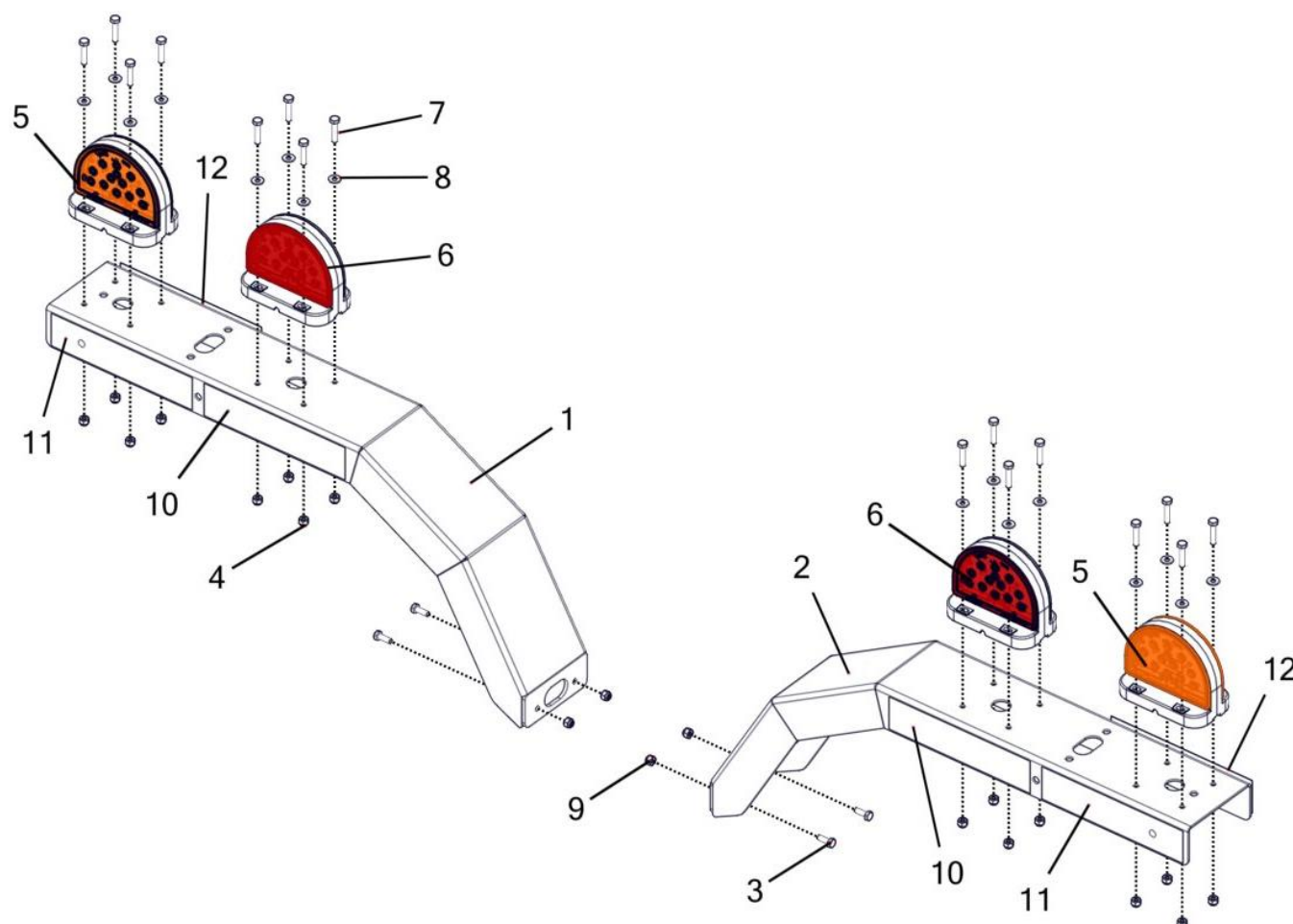
(SOME COMPONENTS HIDDEN FOR CLARITY)

Item No.	Qty	Part Number	Description
1	4	P000047	Bolt - 3/4-10 x 3 x 1.75 Hex (GR 5 M/S FA) *
2	4	P000061	Nut - 3/4-10 Hex Metal Lock (GR 5 M/S FA) *
3	8	P000766	Washer - 3/4" SAE Flat (1.469" OD) (GR 5 M/S FA) *

(\*) Included In K002075 - Kit - Gen II Mounting Hardware



# **LIGHT KIT** **(LED W/ HIGH-RISE MOUNTS AND SAFETY MODULE)** **(GEN II ONLY)**



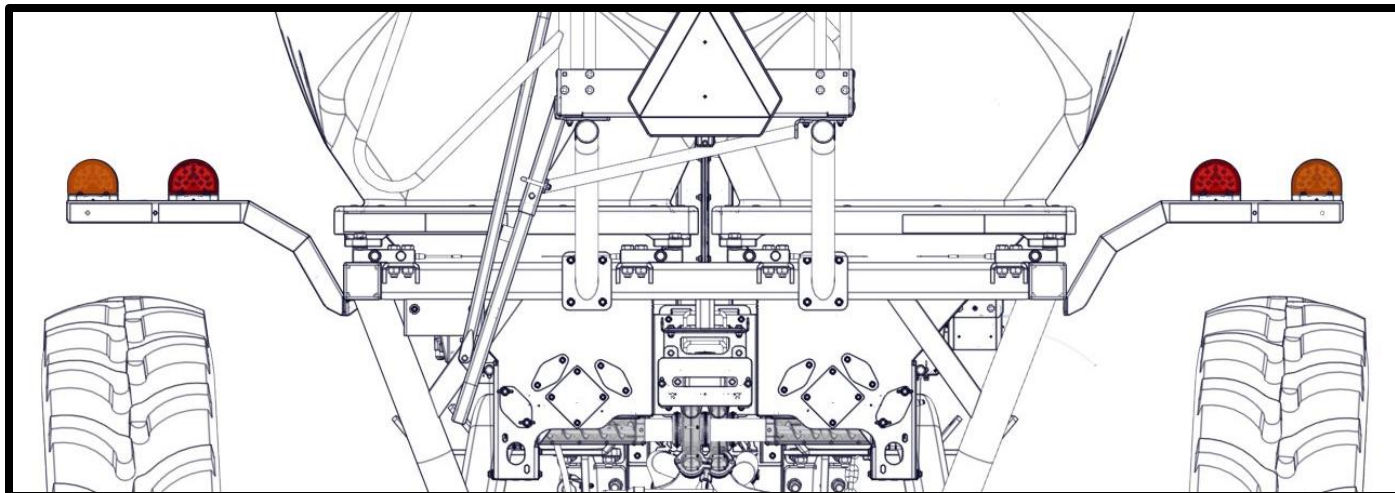
## LIGHT KIT (LED W/ HIGH-RISE MOUNTS AND SAFETY MODULE) (GEN II ONLY)

Item No.	Qty	Part Number	Description
		<b>A002216__</b>	<b>Light Kit - Complete (LED W/ High-rise Mounts And Safety Module) (Gen II Only)</b>
1	1	A002214__	Bracket - High-Rise Light Mount Assembly (Left)
2	1	A002215__	Bracket - High-Rise Light Mount Assembly (Right)
3	4	P000075	Nut - 5/16-18 Hex Nylon Lock (GR 5 M/S FA) †
4	16	P000056	Nut - 1/4-20 Hex Nylon Lock (GR 5 M/S FA) †
5	2	P002134	Light - Amber Safety Lighting (01-5615-72) *
6	2	P002135	Light - Red Safety Lighting (01-4618-72) *
7	16	P002427	Bolt - 1/4-20 x 1.25 x 0.75 Hex (GR 5 M/S FA) †
8	16	P002466	Washer - 1/4" SAE Flat (0.625" OD) (GR 5 M/S FA) †
9	4	P000318	Bolt - 5/16-18 x 0.75 x 0.75 Hex (GR 5 M/S FA) †
10	2	P000197	Tape - Reflective Orange ‡
11	2	P000198	Tape - Reflective Red ‡
12	2	P000199	Tape - Reflective Yellow ‡

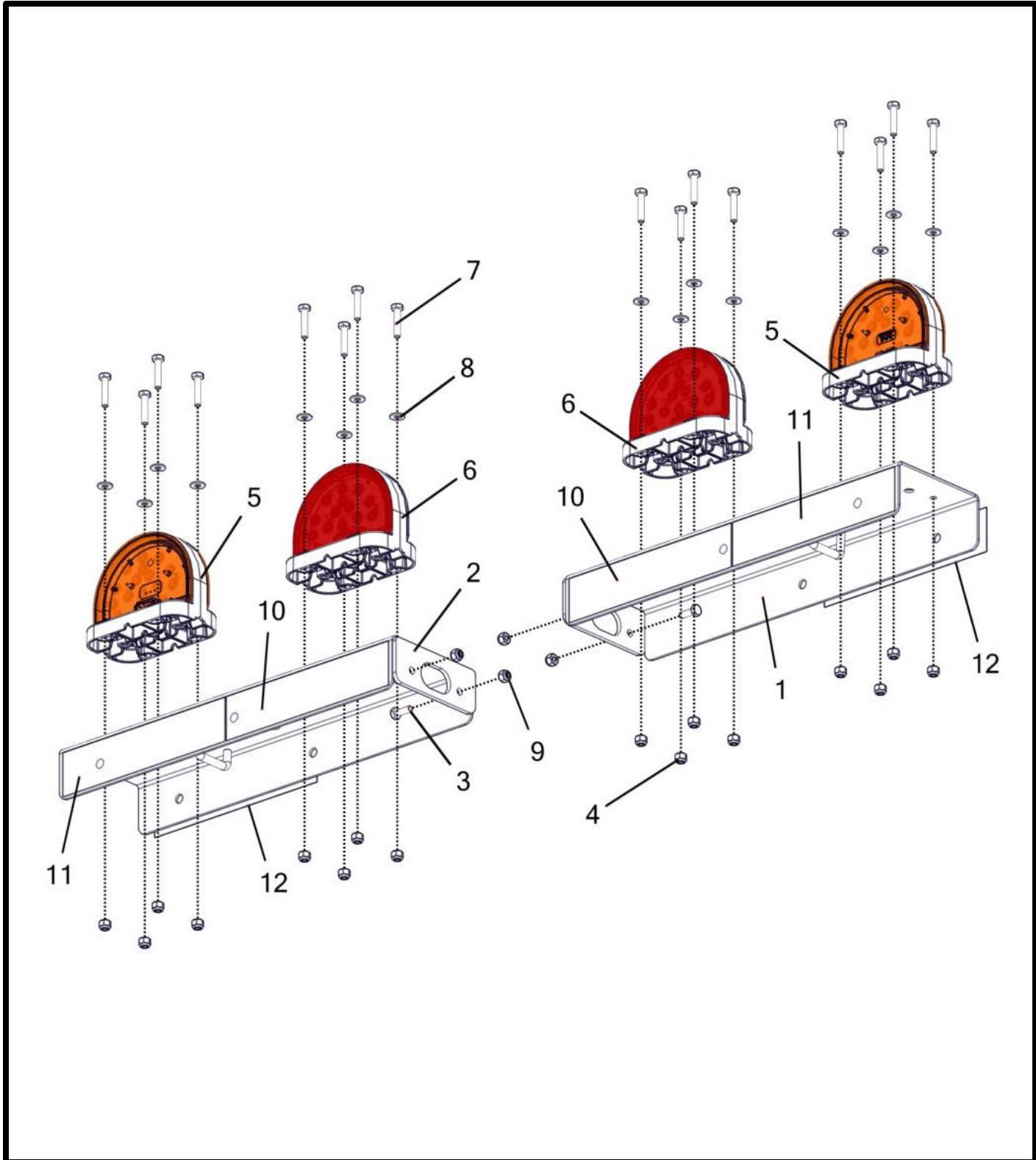
(\*) Lights And Harnesses Are Included In K000165 - Lighting Kit - Safety Flashing (W/Lights)

(†) Included In K002166 - Kit - Light Mount Hardware

(‡) Included In  
A002214\_\_ - Bracket - High-rise Light Mount Assembly (Left)  
Or  
A002215\_\_ - Bracket - High-rise Light Mount Assembly (Right)



## LIGHT KIT COMPLETE (LED W/ SAFETY MODULE) (GEN I ONLY)



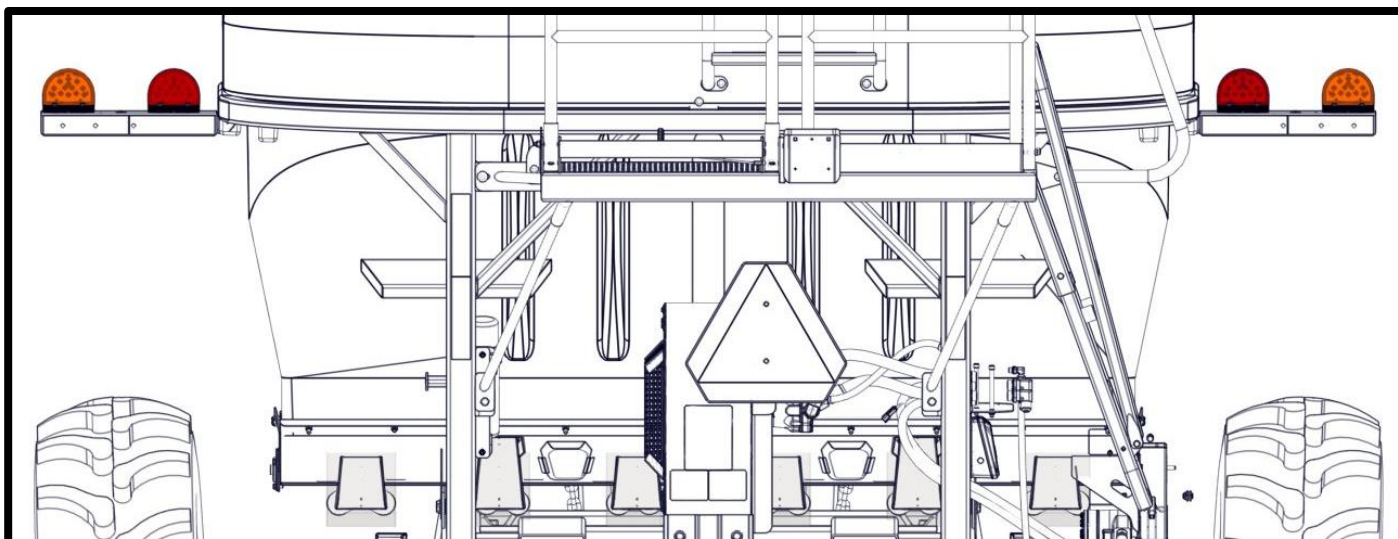
## LIGHT KIT COMPLETE (LED W/ SAFETY MODULE) (GEN I ONLY)

Item No.	Qty	Part Number	Description
		<b>A002184__</b>	<b>Light Kit - Complete (LED W/ Safety Module)(Gen I Only)</b>
1	1	A002396__	Bracket - Light Mount Assembly (Right)
2	1	A002397__	Bracket - Light Mount Assembly (Left)
3	4	P000075	Nut - 5/16-18 Hex Nylon Lock (GR 5 M/S FA) †
4	16	P000056	Nut - 1/4-20 Hex Nylon Lock (GR 5 M/S FA) †
5	2	P002134	Light - Amber Safety Lighting (01-5615-72) *
6	2	P002135	Light - Red Safety Lighting (01-4618-72) *
7	16	P002427	Bolt - 1/4-20 x 1.25 x 0.75 Hex (GR 5 M/S FA) †
8	16	P002466	Washer - 1/4" SAE Flat (0.625" OD) (GR 5 M/S FA) †
9	4	P000318	Bolt - 5/16-18 x 0.75 x 0.75 Hex (GR 5 M/S FA) †
10	2	P000197	Tape - Reflective Orange ‡
11	2	P000198	Tape - Reflective Red ‡
12	2	P000199	Tape - Reflective Yellow ‡

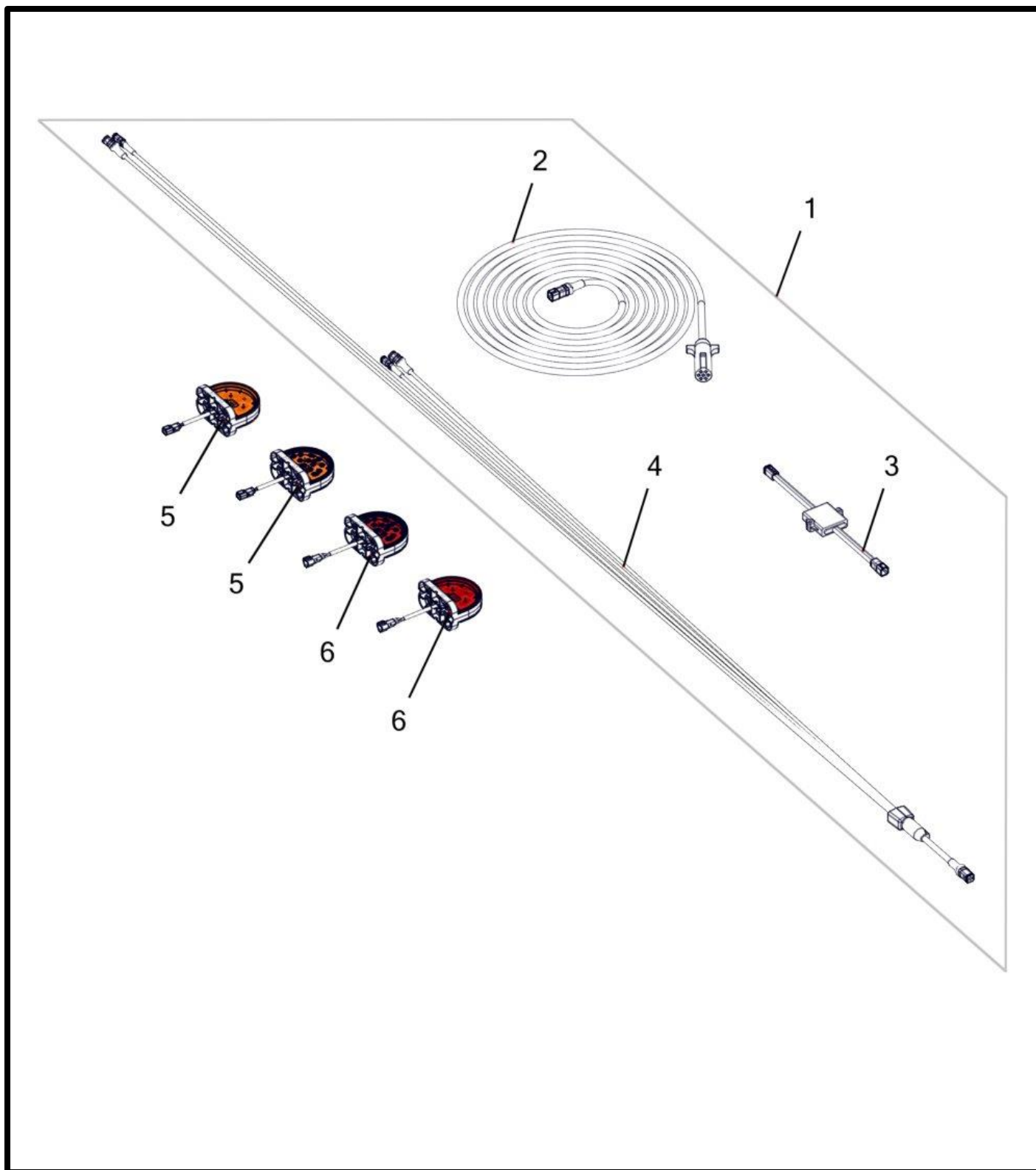
(\*) Lights And Harnesses Are Included In K000165 - Lighting Kit - Safety Flashing (W/Lights)

(†) Included In K002166 - Kit - Light Mount Hardware

(‡) Included In  
A002396\_\_ - Bracket - Light Mount Assembly (Right)  
Or  
A002397\_\_ - Bracket - Light Mount Assembly (Left)



## LIGHTING KIT SAFETY FLASHING (W/LIGHTS)



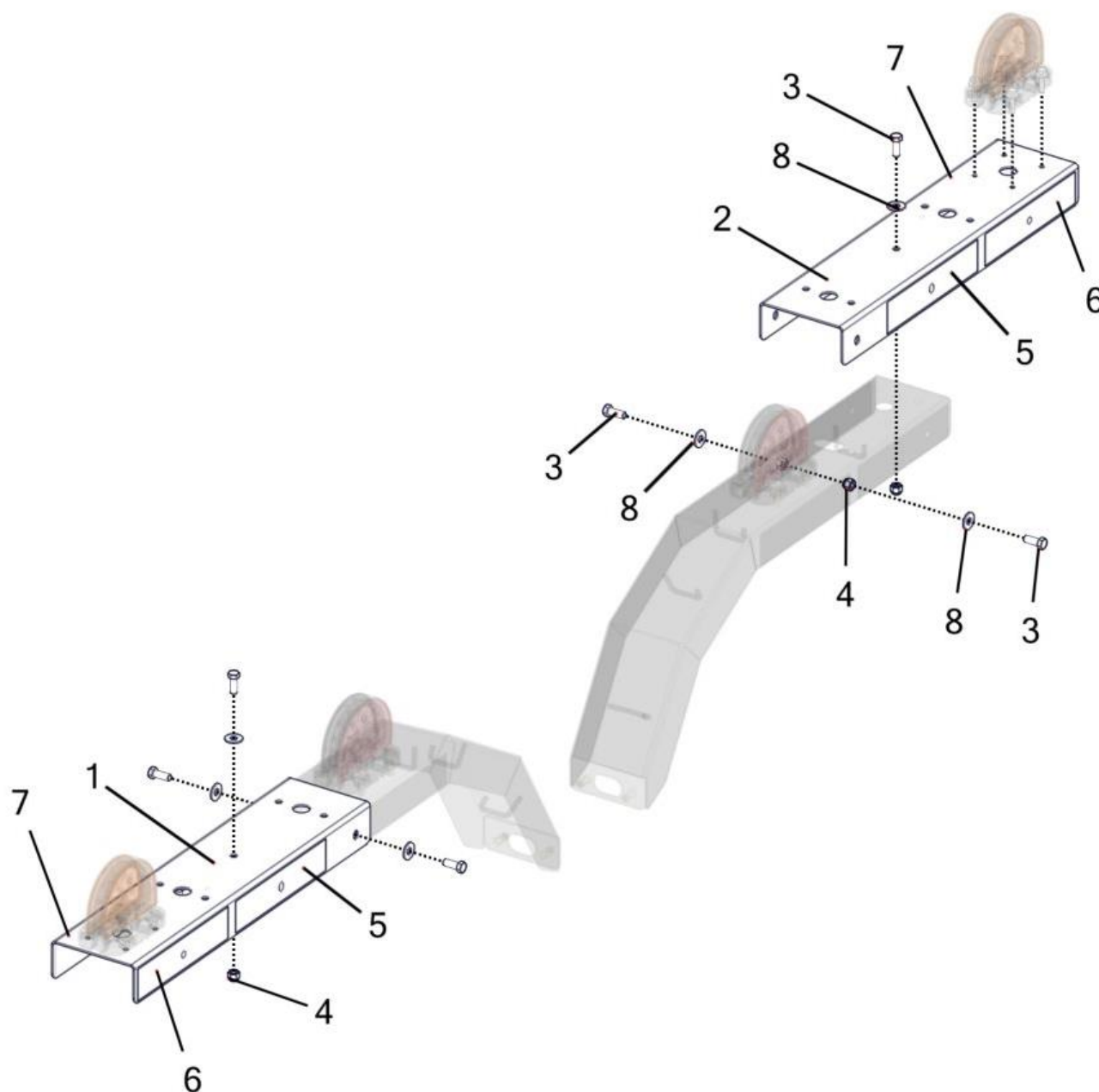


## LIGHTING KIT SAFETY FLASHING (W/LIGHTS)

Item No.	Qty	Part Number	Description
		<b>K000165</b>	<b>Lighting Kit - Safety Flashing (W/Lights)</b>
1	1	K000163	Harness Kit - Standard Safety Lighting (01-6657-T6)
2	1	P002130	Harness - Main Lighting Plug w/ DT04-6P (01-6605-L7) *
3	1	P002131	Harness - Lighting Module Flasher Control (01-4457-75) *
4	1	P002132	Harness - Safety Lighting (01-6752-M7) *
5	2	P002134	Light - Amber Safety Lighting (01-5615-72)
6	2	P002135	Light - Red Safety Lighting (01-4618-72)

(\*) Included In K000163 - Harness Kit - Standard Safety Lighting

## EXTENSION LIGHT MOUNT KIT





## EXTENSION LIGHT MOUNT KIT

Item No.	Qty	Part Number	Description
		<b>K002067__</b>	<b>Kit - Light Mount Extension</b>
1	1	A002217__	Bracket - Light Mount Extension Assembly (Left)
2	1	A002218__	Bracket - Light Mount Extension Assembly (Right)
3	6	P000039	Bolt - 3/8-16 x 1 x 1 Hex (GR 5 M/S FA) *
4	6	P000057	Nut - 3/8-16 Hex Nylon Lock (GR 5 M/S FA) *
5	2	P000197	Tape - Reflective Orange †
6	2	P000198	Tape - Reflective Red †
7	4	P000199	Tape - Reflective Yellow †
8	6	P000752	Washer - 3/8" USS Flat (1" OD) (GR 5 M/S FA) *

(\*) Included In K002066 - Kit - Light Mount Extension Hardware

(†) Included In A002217\_\_ - Bracket - Light Mount Extension Assembly (Left)

Or

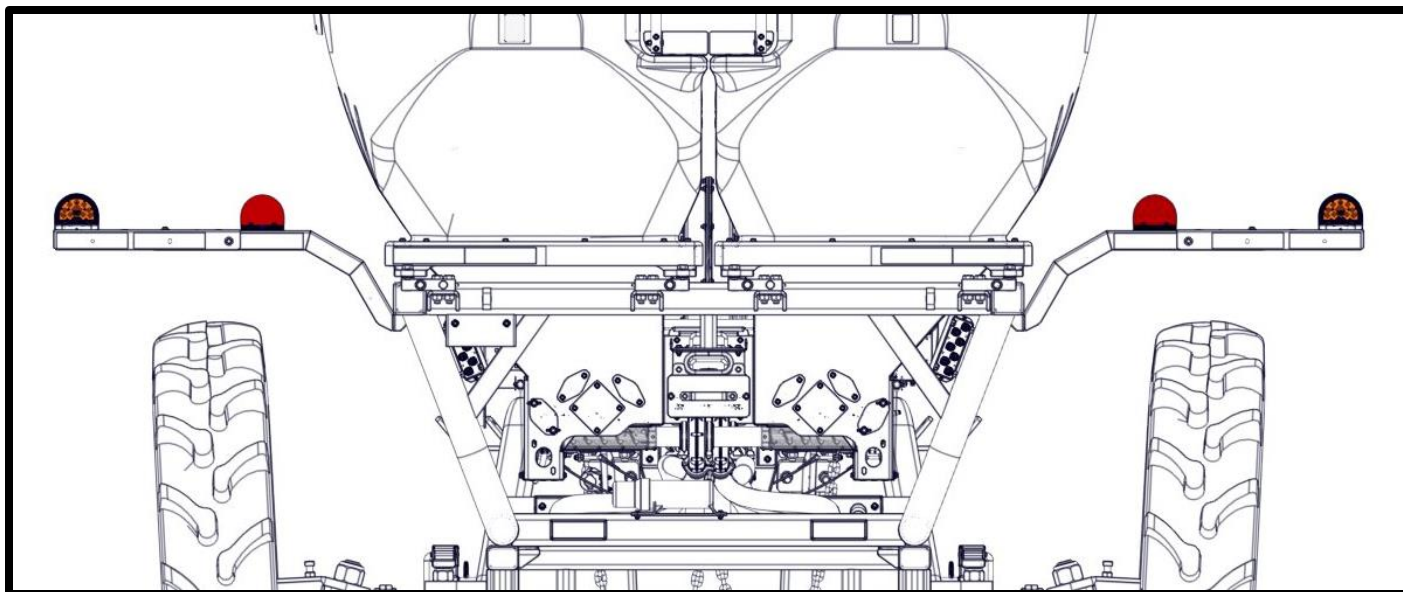
A002218\_\_ - Bracket - Light Mount Extension Assembly (Right)

Compatible W/Gen I And Gen II Lights, Attaches To

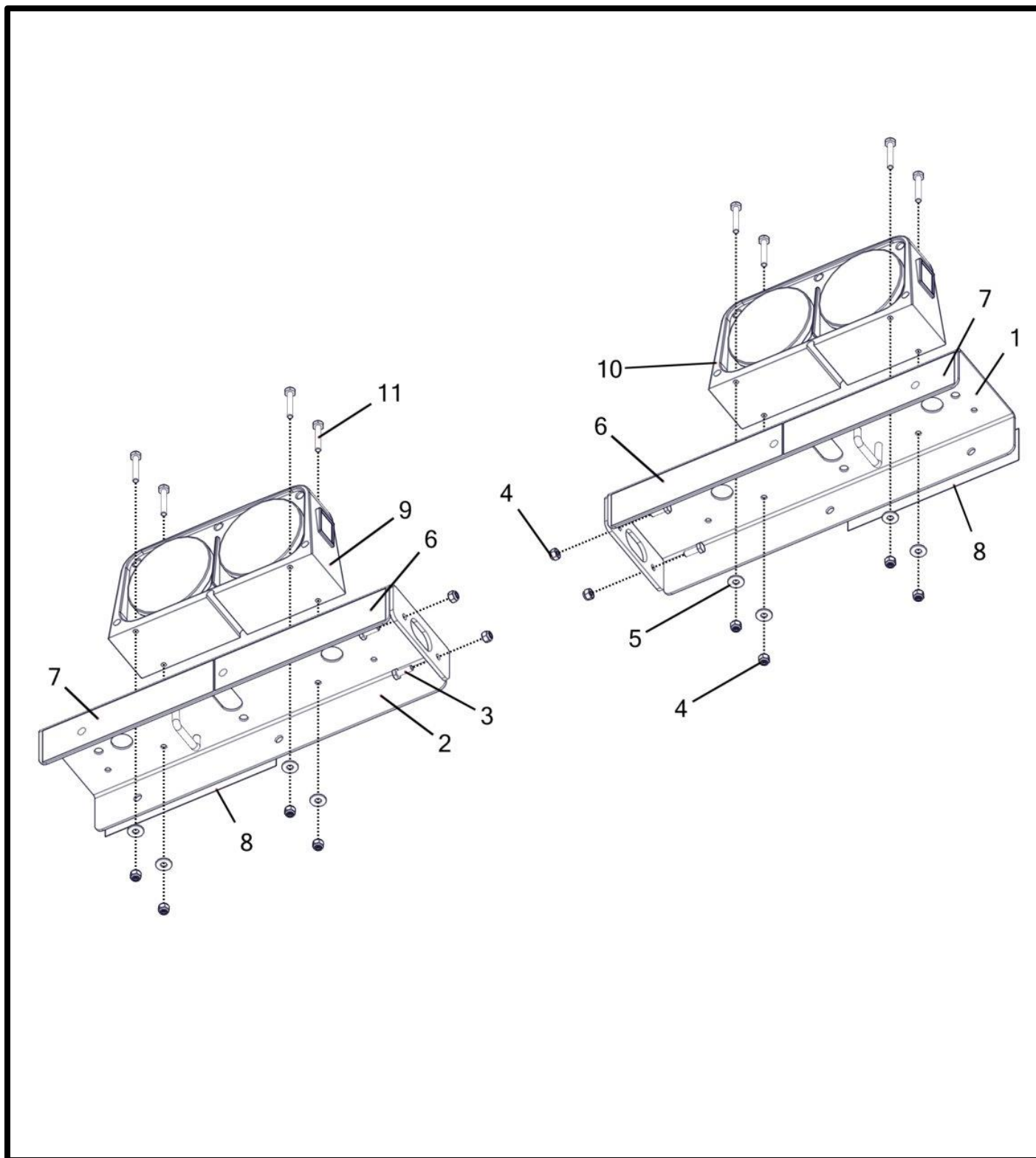
A002216\_\_ Kit - Gen II Safety Light (Single Light Housings)

Or

A002184\_\_ Kit - Gen I / Liquid Safety Light (Single Light Housings)



# **LIGHT KIT** **COMPLETE (LED W/ SAFETY MODULE - DUAL LIGHT HOUSING)** **(GEN I ONLY)**



## LIGHT KIT COMPLETE (LED W/ SAFETY MODULE - DUAL LIGHT HOUSING) (GEN I ONLY)

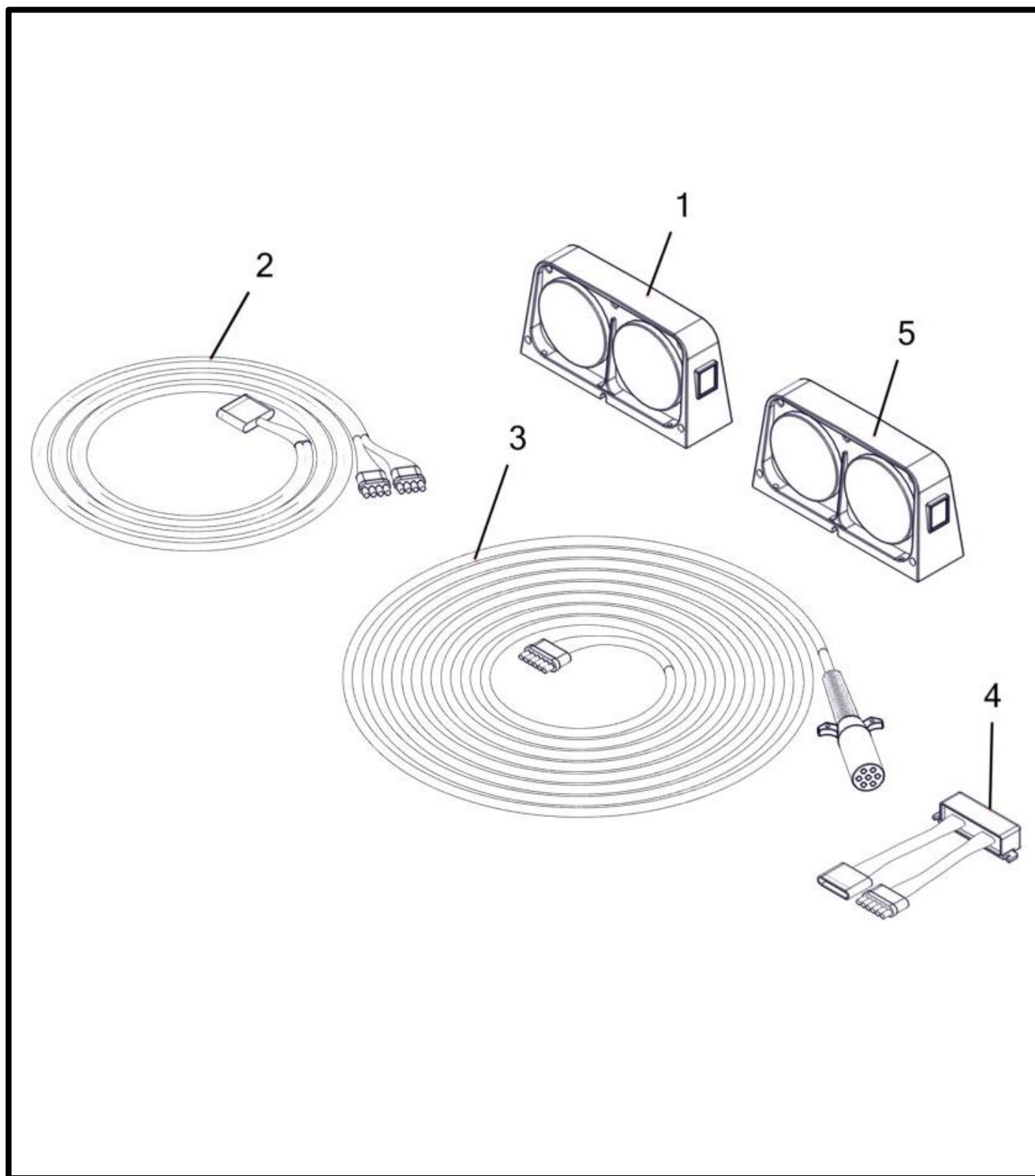
Item No.	Qty	Part Number	Description
		<b>A000190__</b>	<b>Light Kit - Complete (LED W/ Safety Module - Dual Light Housing) (Gen I Only)</b>
1	1	A002396__	Bracket - Light Mount Assembly (Right) (Black)
2	1	A002397__	Bracket - Light Mount Assembly (Left) (Black)
3	4	P000034	Bolt - 1/4-20 x 0.75 x 0.75 Hex (GR 5 M/S FA) †
4	12	P000056	Nut - 1/4-20 Hex Nylon Lock (GR 5 M/S FA) †
5	8	P000065	Washer - 1/4" USS Flat (0.734" OD) (GR 5 M/S FA) †
6	2	P000197	Tape - Reflective Orange ‡
7	2	P000198	Tape - Reflective Red ‡
8	2	P000199	Tape - Reflective Yellow ‡
9	1	P000720	Light - Left Hand Transport Safety (LED) *
10	1	P000796	Light - Right Hand Transport Safety (LED) *
11	8	P000856	Bolt - 1/4-20 x 1.5 x 0.75 Hex (GR 5 M/S FA) †

(\*) Lights And Harnesses Are Included In  
P000212 - Kit - Transport Safety Light (Led W/ Safety Module)

(†) Included In K000013 - Kit - Light Hardware

(‡) Included In  
A002396\_\_ - Bracket - Light Mount Assembly (Right)  
Or  
A002397\_\_ - Bracket - Light Mount Assembly (Left)

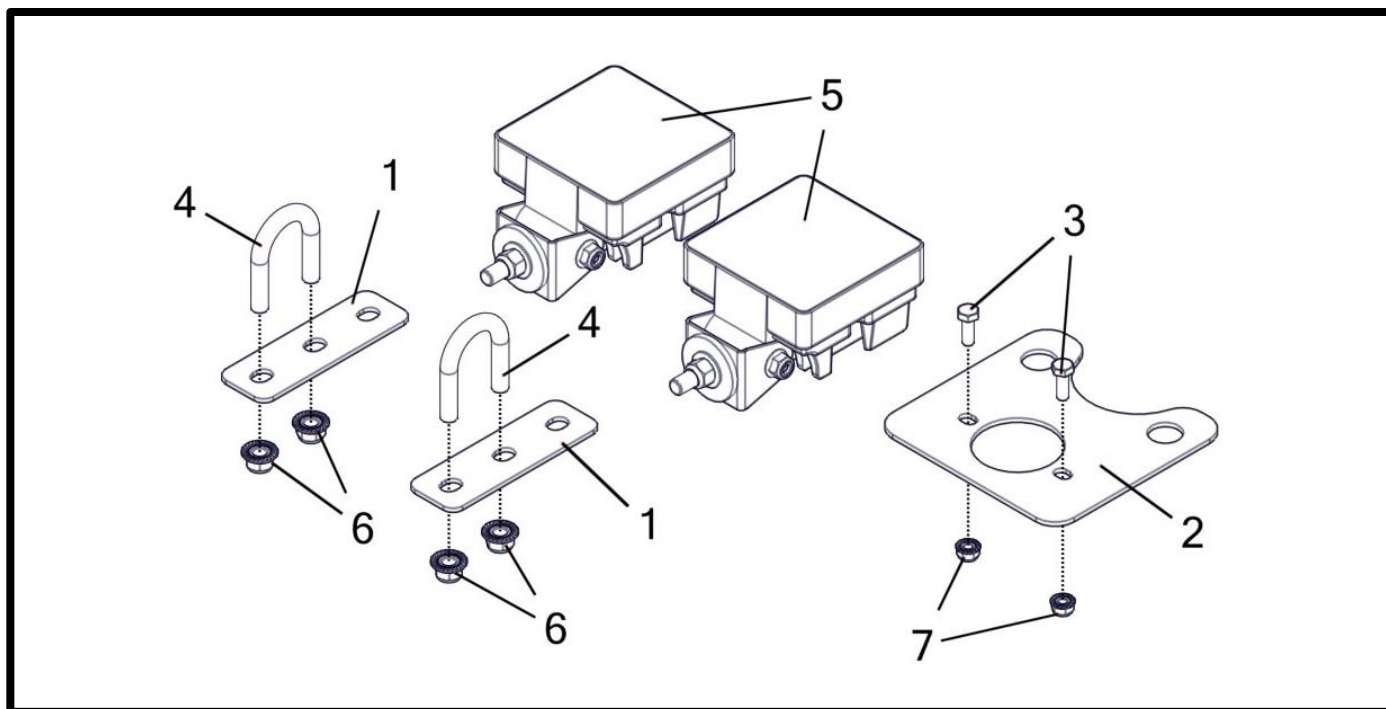
## DUAL LIGHT HOUSING KIT (LED W/ SAFETY MODULE)



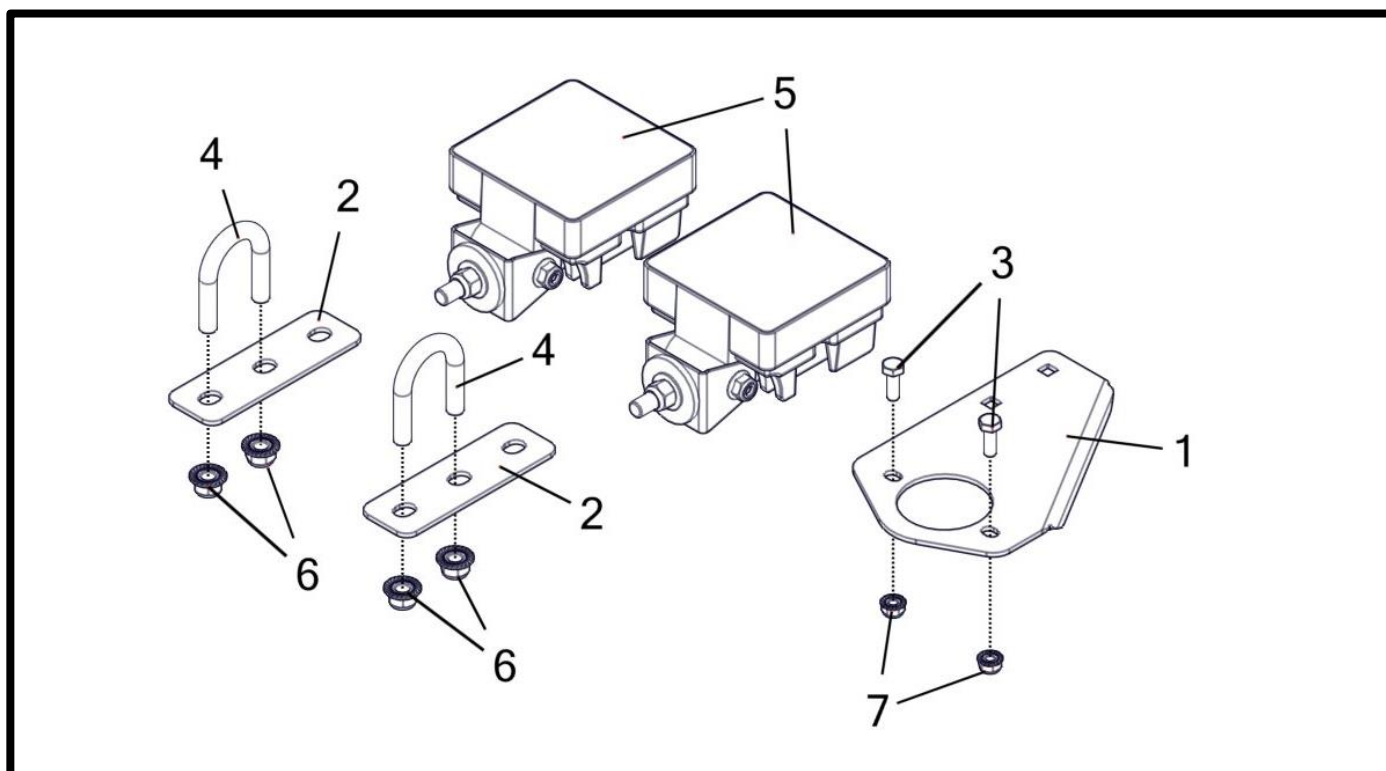
## DUAL LIGHT HOUSING KIT (LED W/ SAFETY MODULE)

Item No.	Qty	Part Number	Description
		<b>P000212</b>	<b>Kit - Transport Safety Light (LED W/ Safety Module)</b>
1	1	P000720	Light - Left Hand Transport Safety (LED)
2	1	P000721	Harness - Transport Safety Light
3	1	P000767	Harness - Light to Tractor
4	1	P000768	Harness - Ag Lighting Module
5	1	P000796	Light - Right Hand Transport Safety (LED)

## AUXILIARY WORK LIGHT - GEN II



## AUXILIARY WORK LIGHT - GEN I



## AUXILIARY WORK LIGHT - GEN II

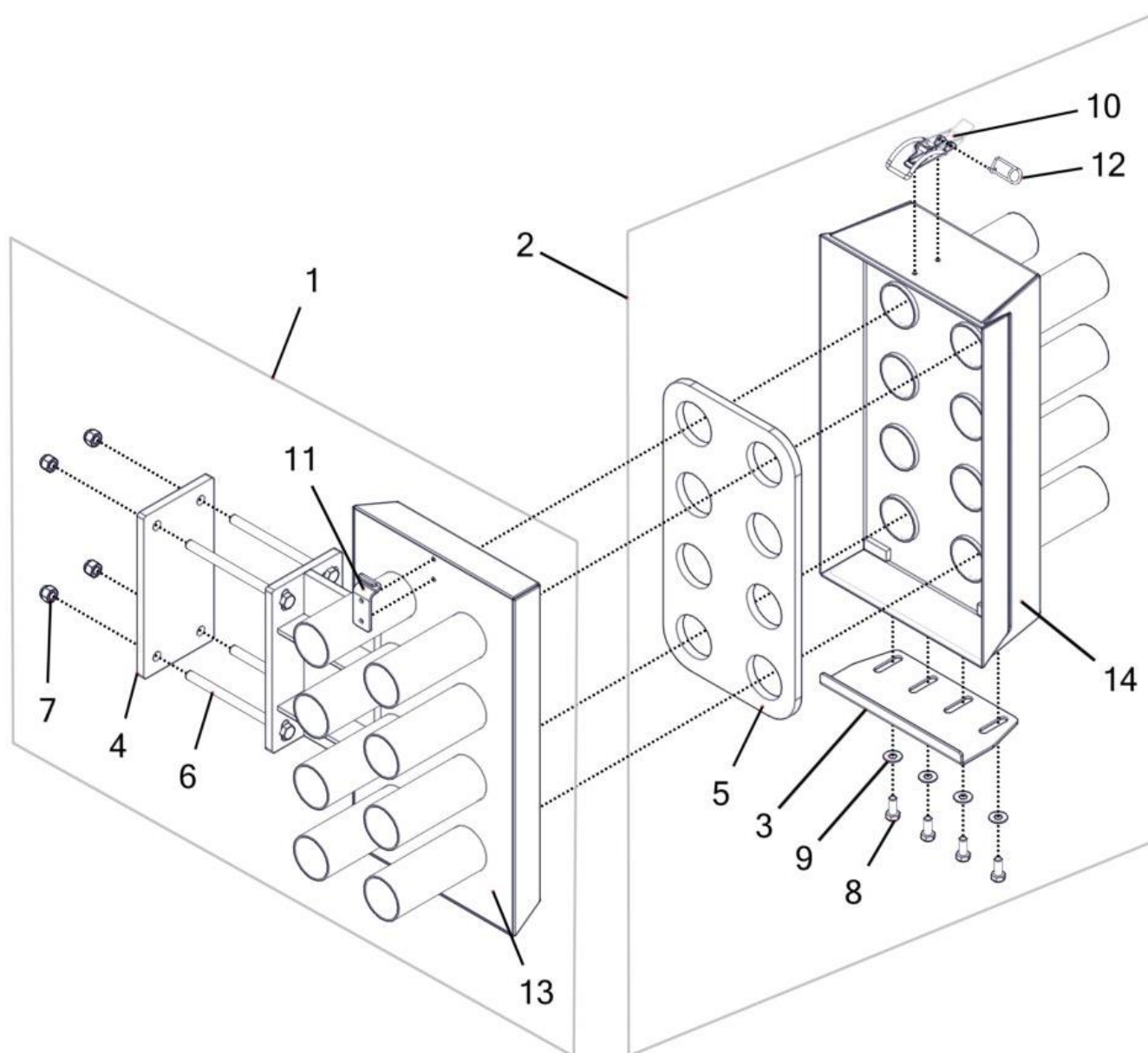
Item No.	Qty	Part Number	Description
		<b>K002145__</b>	<b>Kit - Work Light Gen II (w/Mounts)</b>
1	2	M002390__	Bracket - Tank Work Light Mount
2	1	M002775__	Bracket - Lighting Harness Receptacle (Gen II)
3	2	P000090	Bolt - 1/4-20 x 0.75 x 0.75 Hex (F593 304 S/S FB)
4	2	P002053	U-Bolt - 3/8" x 1-1/4" x 1-15/16"
5	2	P002189	Assembly - LED Work Light (w/Mounting Bracket)
6	4	P002225	Nut - 3/8-16 Flange Nylon Lock (18-8 S/S FB)
7	2	P002291	Nut - 1/4-20 Flange Nylon Lock (18-8 S/S FB)

## AUXILIARY WORK LIGHT - GEN I

Item No.	Qty	Part Number	Description
		<b>K002146__</b>	<b>Kit - Work Light Gen I (w/Mounts)</b>
1	1	M002388__	Bracket - Lighting Harness Receptacle Mount
2	2	M002390__	Bracket - Tank Work Light Mount
3	2	P000090	Bolt - 1/4-20 x 0.75 x 0.75 Hex (F593 304 S/S FB)
4	2	P002053	U-Bolt - 3/8" x 1-1/4" x 1-15/16"
5	2	P002189	Assembly - LED Work Light (w/Mounting Bracket)
6	4	P002225	Nut - 3/8-16 Flange Nylon Lock (18-8 S/S FB)
7	2	P002291	Nut - 1/4-20 Flange Nylon Lock (18-8 S/S FB)



## QUICK DISCONNECT ASSEMBLIES QD-800



Note: Assembly is oriented upside down in this view for clarity.

## QUICK DISCONNECT ASSEMBLIES

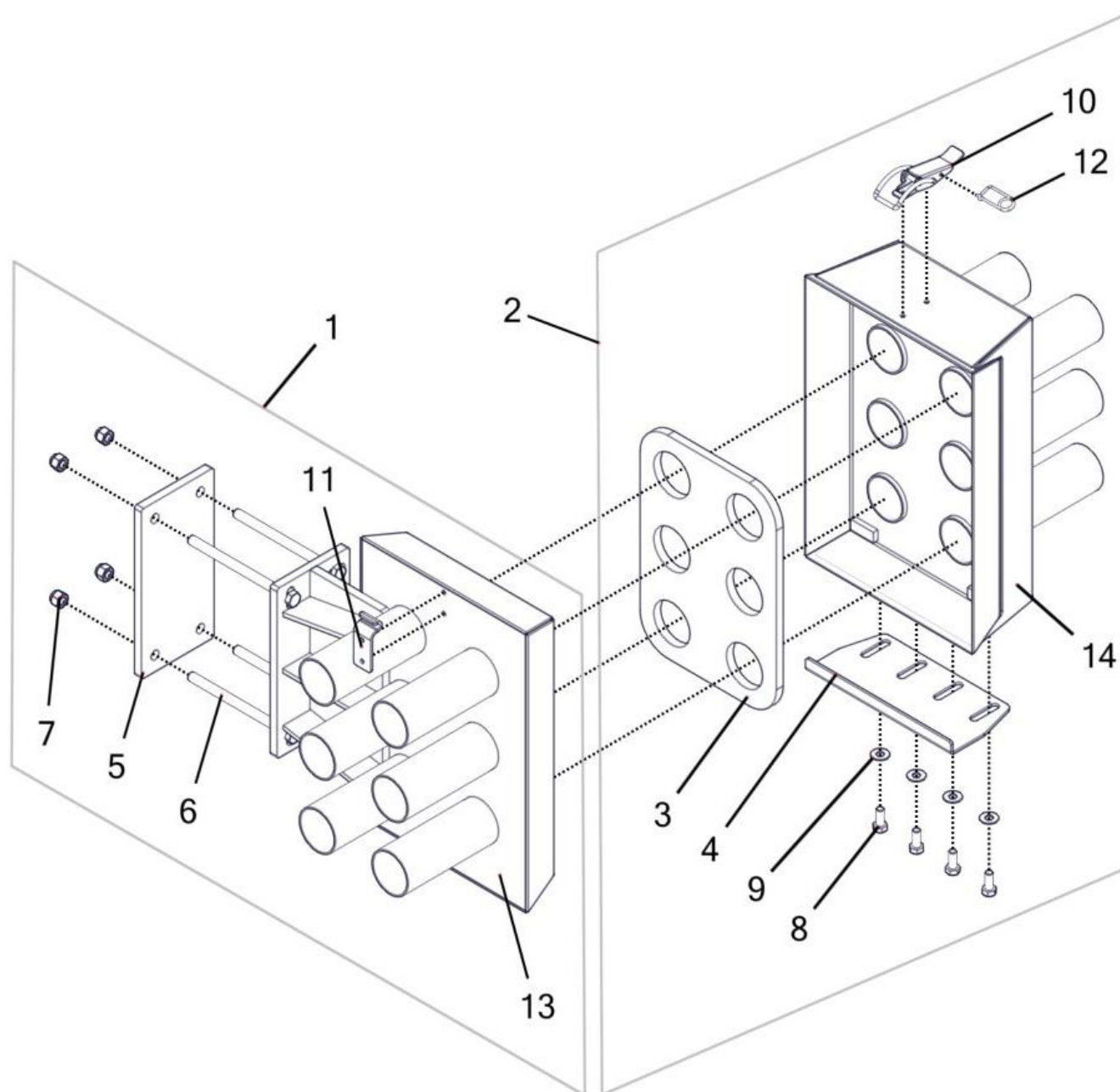
### QD-800

Item No.	Qty	Part Number	Description
		A000152__	QD-800 - 2" Complete Set (Left) (Shown)
		A000300__	QD-800 - 2" Complete Set (Right)
		A000153__	QD-800 - 2-1/2" Complete Set (Left)
		A000301__	QD-800 - 2-1/2" Complete Set (Right)
1	1	A000101__	QD-800 - 2" Male Assembly (Left) (Shown)
	1	A000103__	QD-800 - 2-1/2" Male Assembly (Left)
	1	A000296__	QD-800 - 2" Male Assembly (Right)
	1	A000297__	QD-800 - 2-1/2" Male Assembly (Right)
2	1	A000102	QD-800 - 2" Female Assembly (Shown)
	1	A000104	QD-800 - 2-1/2" Female Assembly
3	1	M000559	Plate - QD Main Catch
4	1	M000569__	Plate - QD Back Mounting
5	1	M000758	Gasket - QD-800 (2") (Shown)
	1	M000759	Gasket - QD-800 (2-1/2")
6	4	P000040	Bolt - 3/8-16 x 5.5 x 1 Hex (GR 5 M/S FA) *
7	4	P000057	Nut - 3/8-16 Hex Nylon Lock (GR 5 M/S FA) *
8	4	P000093	Bolt - 5/16-18 x 0.75 x 0.75 Hex (F593 304 S/S FB)
9	4	P000109	Washer - 5/16" Flat (0.75" OD) (18-8 S/S FB)
10	1	P000310	Latch - Draw (Non-Locking) (S/S) †
11	1	P000311	Plate - Latch (S/S) †
12	1	P000312	Pin - Wire Locking (S/S)
13	1	W000154	QD-800 - 2" Male (Bolt-On) (Shown)
	1	W000156	QD-800 - 2-1/2" Male (Bolt-On)
14	1	W000155	QD-800 - 2" Female (Shown)
	1	W000157	QD-800 - 2-1/2" Female

(\*) Included In K000026 - Kit - QD Male Hardware

(†) Uses (4) Ø3/16 X 1/8" Grip (304 S/S) Rivets

## QUICK DISCONNECT ASSEMBLIES QD-600



Note: Assembly is oriented upside down in this view for clarity.

## QUICK DISCONNECT ASSEMBLIES

### QD-600

Item No.	Qty	Part Number	Description
		<b>A000150__</b>	<b>QD-600 - 2" Complete Set (Left) (Shown)</b>
		<b>A000298__</b>	<b>QD-600 - 2" Complete Set (Right)</b>
		<b>A000151__</b>	<b>QD-600 - 2-1/2" Complete Set (Left)</b>
		<b>A000299__</b>	<b>QD-600 - 2-1/2" Complete Set (Right)</b>
1	1	A000082__	QD-600 - 2" Male Assembly (Left) <b>(Shown)</b>
	1	A000084__	QD-600 - 2-1/2" Male Assembly (Left)
	1	A000311__	QD-600 - 2" Male Assembly (Right)
	1	A000312__	QD-600 - 2-1/2" Male Assembly (Right)
2	1	A000083	QD-600 - 2" Female Assembly <b>(Shown)</b>
	1	A000085	QD-600 - 2-1/2" Female Assembly
3	1	M000534	Gasket - QD-600 (2") <b>(Shown)</b>
	1	M000535	Gasket - QD-600 (2-1/2")
4	1	M000559	Plate - QD Main Catch
5	1	M000569__	Plate - QD Back Mounting
6	4	P000040	Bolt - 3/8-16 x 5.5 x 1 Hex (GR 5 M/S FA) *
7	4	P000057	Nut - 3/8-16 Hex Nylon Lock (GR 5 M/S FA) *
8	4	P000093	Bolt - 5/16-18 x 0.75 x 0.75 Hex (F593 304 S/S FB)
9	4	P000109	Washer - 5/16" Flat (0.75" OD) (18-8 S/S FB)
10	1	P000310	Latch - Draw (Non-Locking) (S/S) †
11	1	P000311	Plate - Latch (S/S) †
12	1	P000312	Pin - Wire Locking (S/S)
13	1	W000140	QD-600 - 2" Male (Bolt-On) <b>(Shown)</b>
	1	W000146	QD-600 - 2-1/2" Male (Bolt-On)
14	1	W000141	QD-600 - 2" Female <b>(Shown)</b>
	1	W000147	QD-600 - 2-1/2" Female

(\*) Included In K000026 - Kit - QD Male Hardware

(†) Uses (4) Ø3/16 X 1/8" Grip (304 S/S) Rivets

## NOTES

---

## **NOTES**

---



**Montag Manufacturing, Inc.**  
**3816 461st Avenue**  
**Emmetsburg, IA 50536**  
**Phone: (712) 852-4572**  
**FAX: (712) 852-4574**

**Tech Support: (712) 852-4572**  
**or**  
**support@montagmfg.com**

**Visit us at:**  
**[www.montagmfg.com](http://www.montagmfg.com)**