



**MONTAG MFG.**

**GEN I 2017**

Serial Numbers 20576-20872

**PARTS MANUAL**



Color coded parts are denoted in this catalog by “\_\_” following the p/n. When ordering replacement parts, color coded parts need to be ordered w/ their corresponding color suffix. The following is a list of color codes:

AA = Black Paint

ZZ = Gray Poly

ZY = Yellow Poly

ZX = White Poly

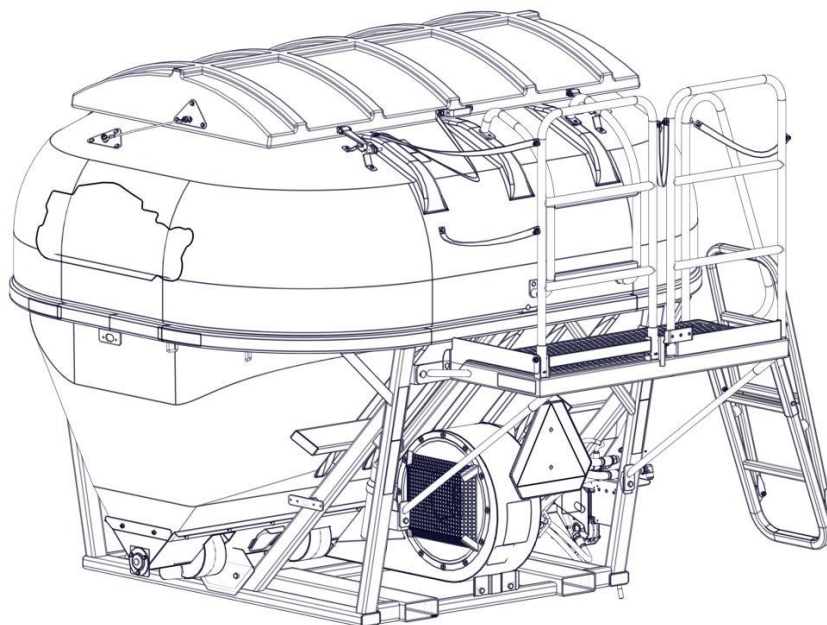
For example, when ordering a M001018\_\_ in black, you would order M001018AA at time of ordering. Failure to add the color code may result in getting an unpainted part, rather than a painted one.

## Table of Contents

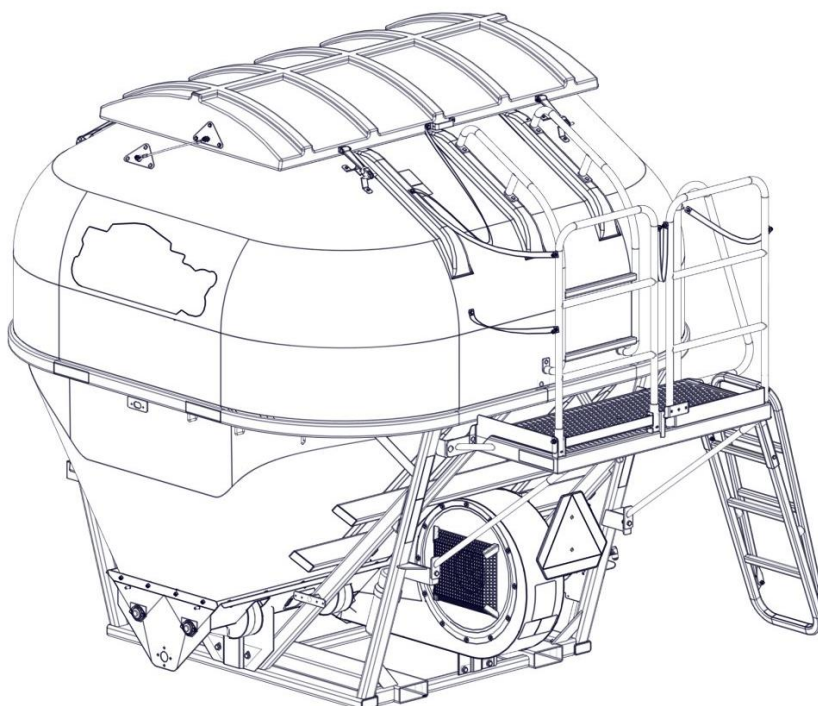
**GEN I 2017**

GEN I AVAILABLE CONFIGURATIONS.....	04-05
GEN I OVERVIEW.....	06-07
6 And 9 Ton Cradles.....	08-09
<b>METERS</b>	
Meter Options.....	10-11
Single Auger Drive .....	12-13
Twin Auger Drive.....	14-15
Replaceable Meter Parts.....	16-17
Two Section Meter – Center Bearings.....	18-19
Two Section Meter – Motor And Hydraulic Block.....	20-21
Fan Assembly and Hardware.....	22-23
Meter And Fan Supports.....	24-25
Auger Variations.....	26-27
<b>TANKS</b>	
Tanks – 6 and 9 Ton Tanks.....	28-29
Lid – Deck Side.....	30-31
Lid – Non-Deck Side.....	32-33
Inside Tank.....	34-35
Tank to Meter.....	36-37
Handrails – 6 and 9 Ton.....	38-39
<b>HYDRAULICS</b>	
Hydraulic Block – Fitting and Hardware.....	40-41
Hydraulic Block – Components.....	42-43
Two Section Secondary Block.....	44-45
Fan Motor.....	46-47
Hydraulic Hoses and Motors.....	48-49
Two Section Hydraulic Hoses and Motors.....	50-51
<b>ACCESSORIES</b>	
Manual Holder.....	52-53
Air Gauge.....	52-53
Slow Moving Vehicle Sign.....	54-55
Deck – 6 Ton Folding Complete.....	56-57
Deck – 9 Ton Folding Complete.....	58-59
Deck – Upper Section.....	60-61
Deck – Lower Section.....	62-63
Deck Ladder – 6 Ton.....	64-65
Deck Ladder – 9 Ton.....	66-67
Decals – Left Side.....	68-69
Decals – Right Side.....	70-71
<b>SCALES</b>	
Scale Kit and Safety Bolt Mounting.....	72-73
Scale Kit – GT400 Indicator (4 Load Cell).....	74-75
Scale Kit – Digistar ISO (4 Load Cell).....	76-77
<b>ELECTRICAL HARNESSSES</b>	
Rate Controller Harnesses.....	78-79
1 Section Gen I Raven Encoder Add-on Kit.....	80-81
2 Section Gen I Raven Encoder Add-on Kit.....	82-83

## LIST OF AVAILABLE GEN I CONFIGURATIONS



**6 Ton Unit - 8 Row High Output 1 Section Meter Assembly**



**9 Ton Unit - 16 Row Standard 1 Section Meter Assembly**

## LIST OF AVAILABLE GEN I CONFIGURATIONS

### 6 TON UNITS

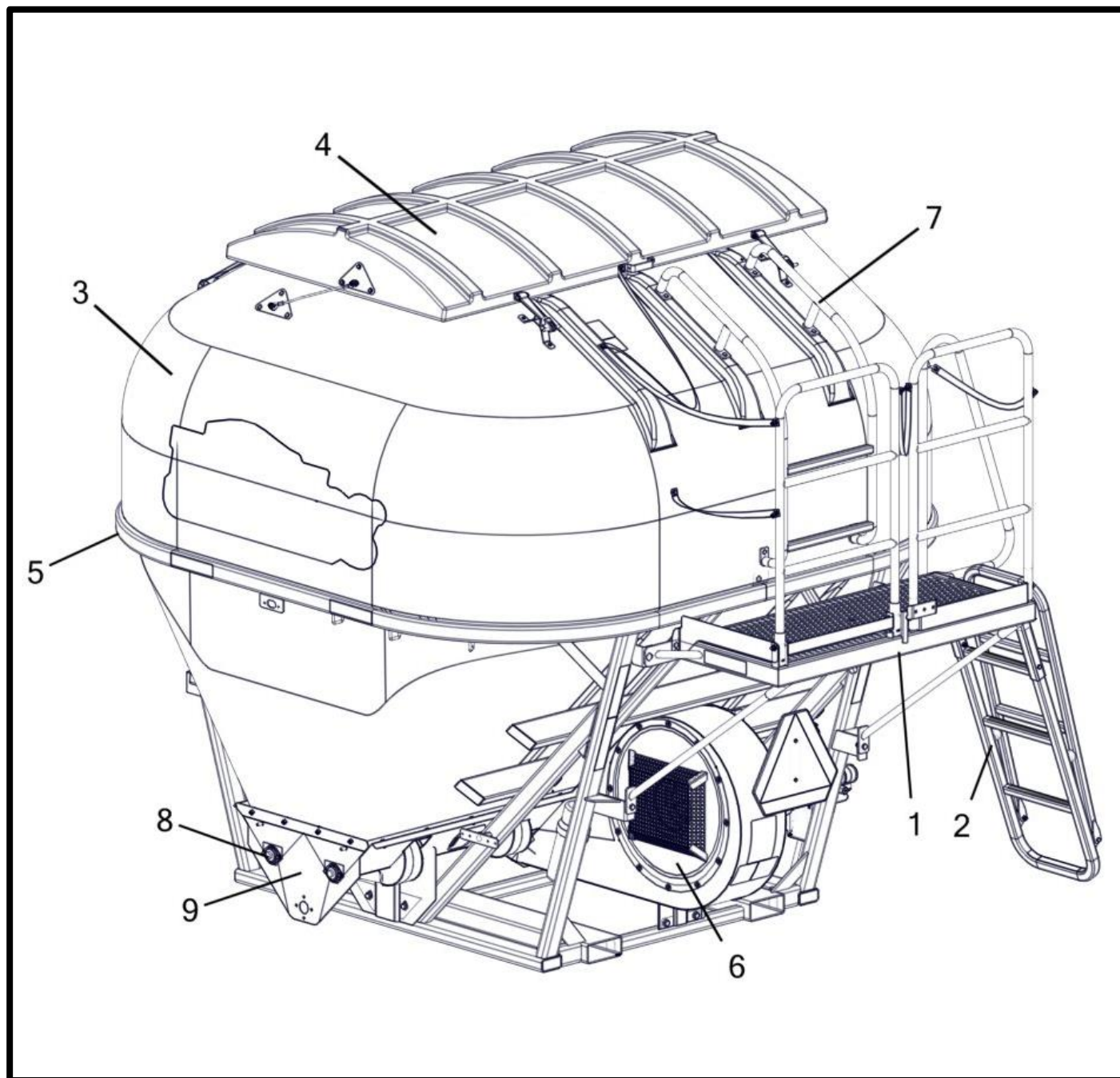
S08A611	6 Ton Unit - 8 Row Standard 1 Section Meter Assembly
S08B611	6 Ton Unit - 8 Row High Output 1 Section Meter Assembly
S08B621	6 Ton Unit - 8 Row High Output Twin Bin Meter Assembly
S12A611	6 Ton Unit - 12 Row Standard 1 Section Meter Assembly
S12B611	6 Ton Unit - 12 Row High Output 1 Section Meter Assembly
S12B621	6 Ton Unit - 12 Row High Output Twin Bin Meter Assembly
S16A611	6 Ton Unit - 16 Row Standard 1 Section Meter Assembly
S16B611	6 Ton Unit - 16 Row High Output 1 Section Meter Assembly
S16A612	6 Ton Unit - 16 Row Standard 2 Section Meter Assembly
S16B612	6 Ton Unit - 16 Row High Output 2 Section Meter Assembly
S18A611	6 Ton Unit - 18 Row Standard 1 Section Meter Assembly
S18A612	6 Ton Unit - 18 Row Standard 2 Section Meter Assembly
S18B611	6 Ton Unit - 18 Row High Output 1 Section Meter Assembly
S18B612	6 Ton Unit - 18 Row High Output 2 Section Meter Assembly
S24A611	6 Ton Unit - 24 Row Standard 1 Section Meter Assembly
S24B611	6 Ton Unit - 24 Row High Output 1 Section Meter Assembly
S24A612	6 Ton Unit - 24 Row Standard 2 Section Meter Assembly
S24B612	6 Ton Unit - 24 Row High Output 2 Section Meter Assembly

### 9 TON UNITS

S08A911	9 Ton Unit - 8 Row Standard 1 Section Meter Assembly
S08B911	9 Ton Unit - 8 Row High Output 1 Section Meter Assembly
S08B921	9 Ton Unit - 8 Row High Output Twin Bin Meter Assembly
S12A911	9 Ton Unit - 12 Row Standard 1 Section Meter Assembly
S12B911	9 Ton Unit - 12 Row High Output 1 Section Meter Assembly
S12B921	9 Ton Unit - 12 Row High Output Twin Bin Meter Assembly
S16A911	9 Ton Unit - 16 Row Standard 1 Section Meter Assembly
S16B911	9 Ton Unit - 16 Row High Output 1 Section Meter Assembly
S16A912	9 Ton Unit - 16 Row Standard 2 Section Meter Assembly
S16B912	9 Ton Unit - 16 Row High Output 2 Section Meter Assembly
S18A911	9 Ton Unit - 18 Row Standard 1 Section Meter Assembly
S18A912	9 Ton Unit - 18 Row High Output 2 Section Meter Assembly
S18B911	9 Ton Unit - 18 Row High Output 1 Section Meter Assembly
S18B912	9 Ton Unit - 18 Row High Output 2 Section Meter Assembly
S24A911	9 Ton Unit - 24 Row Standard 1 Section Meter Assembly
S24A912	9 Ton Unit - 24 Row Standard 2 Section Meter Assembly
S24B911	9 Ton Unit - 24 Row High Output 1 Section Meter Assembly
S24B912	9 Ton Unit - 24 Row High Output 2 Section Meter Assembly



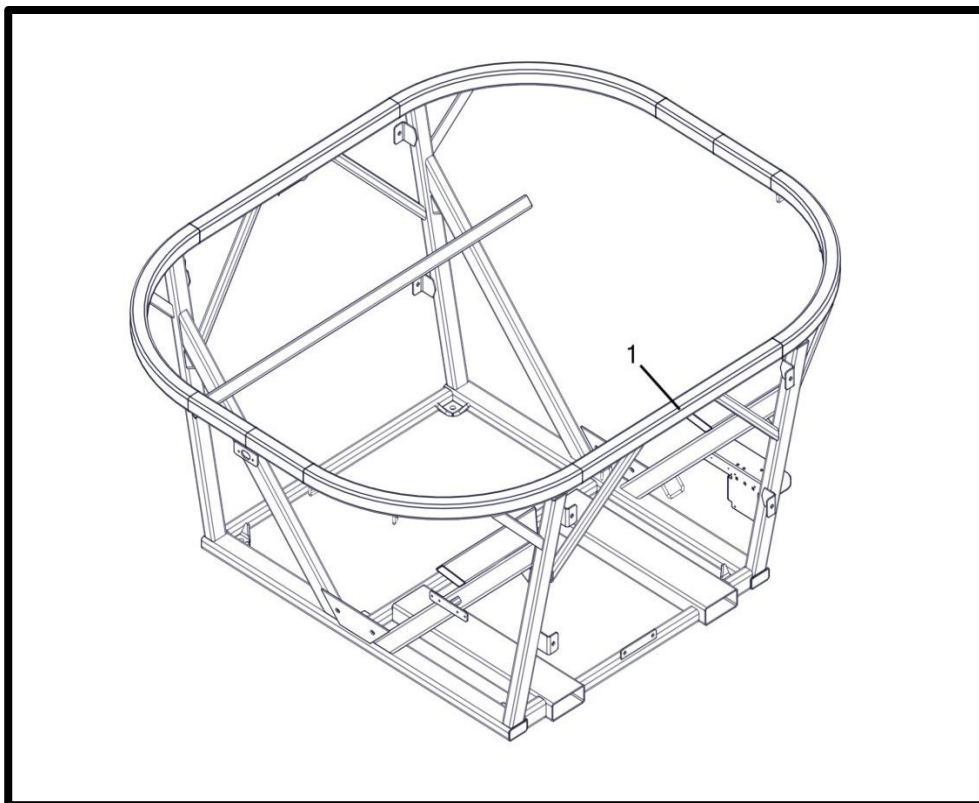
**GEN I TOP LEVEL  
(MODEL SHOWN IS S16A911 -  
9 TON UNIT - 16 ROW STANDARD 1 SECTION)**



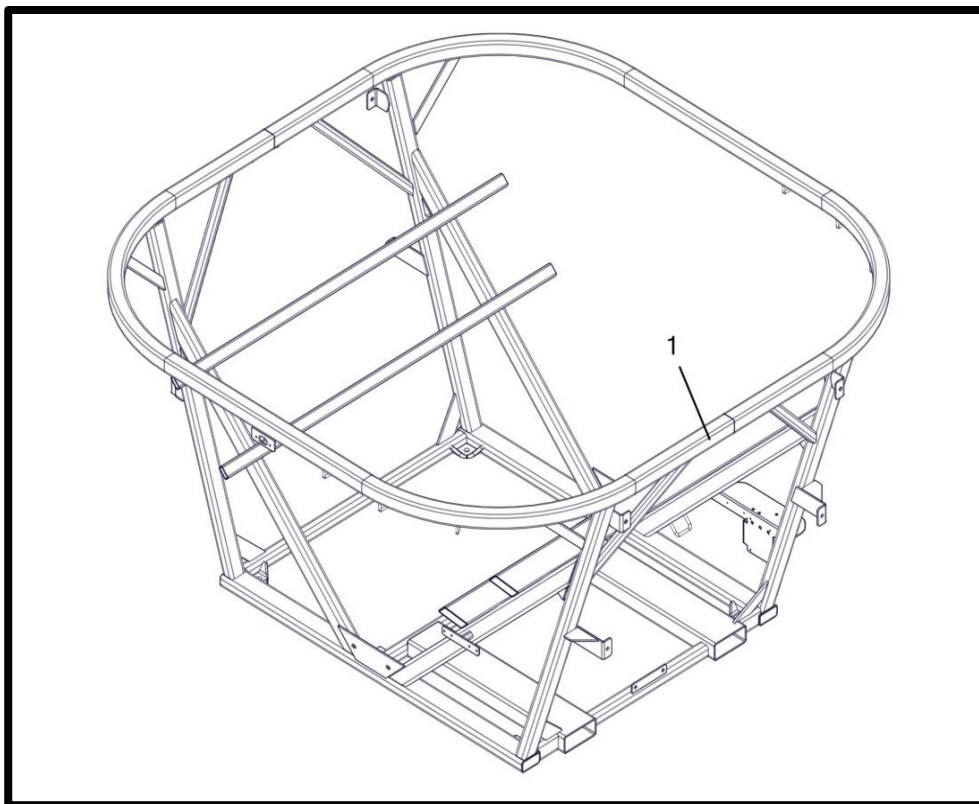
## GEN I OVERVIEW

ITEM NO.	Qty	Description
1	1	Deck - Universal Assembled
2	1	Ladder - Folding
3	1	Tank - Poly
4	1	Tank Lid - Poly
5	1	Cradle - Dry Tank
6	1	Cover - Fan Inlet
7	1	Rail - Tank Hand
8	2	Auger - Standard Hex
9	1	Meter

## 6 TON CRADLE



## 9 TON CRADLE





---

## 6 TON CRADLE

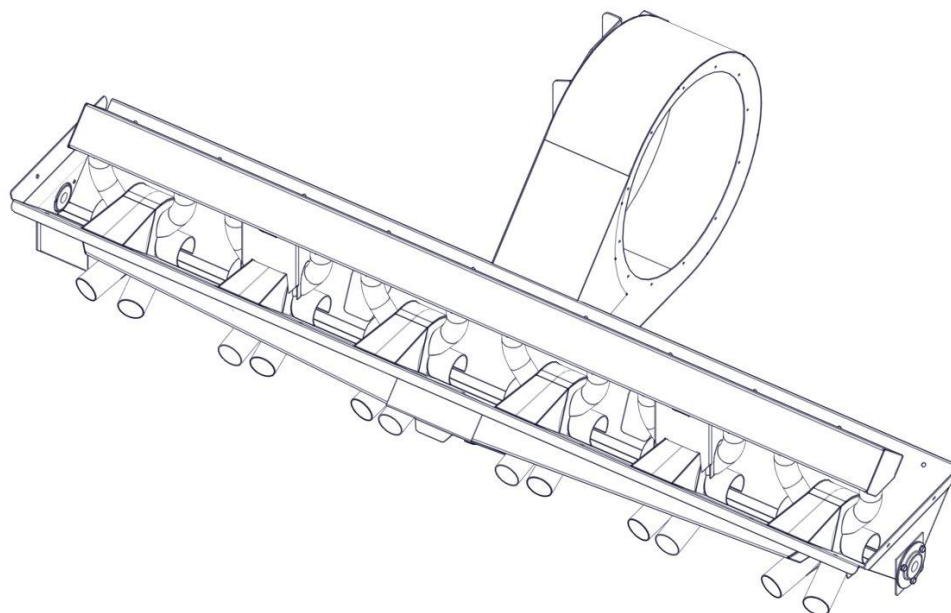
ITEM NO.	Qty.	Part Number	Description
1	1	W000031__	Cradle - 6Ton Dry Tank

---

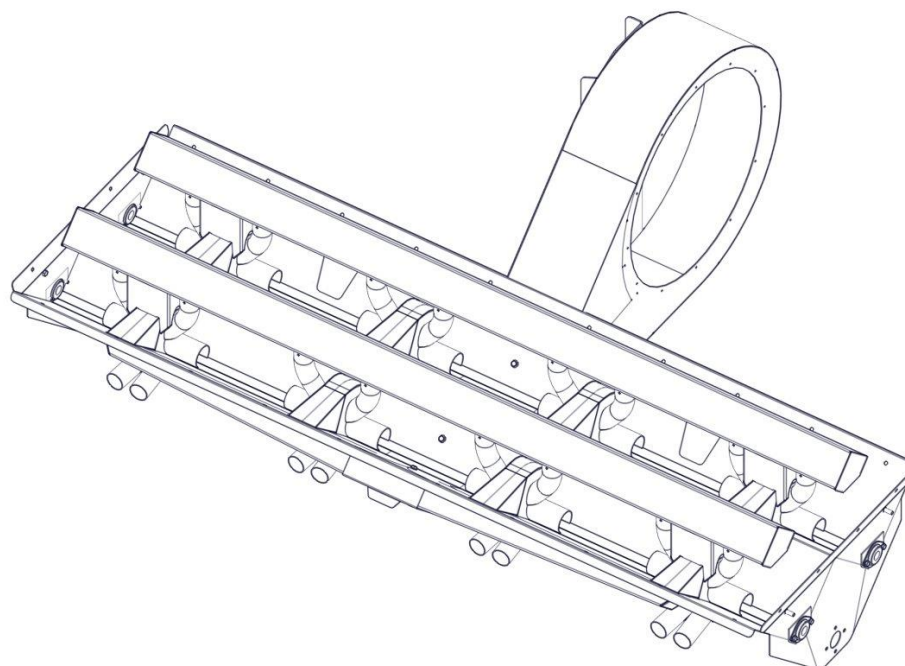
## 9 TON CRADLE

ITEM NO.	Qty.	Part Number	Description
1	1	W000032__	Cradle - 9Ton Dry Tank

## METER OPTIONS



**W000060 - Meter - 12 Row HO**

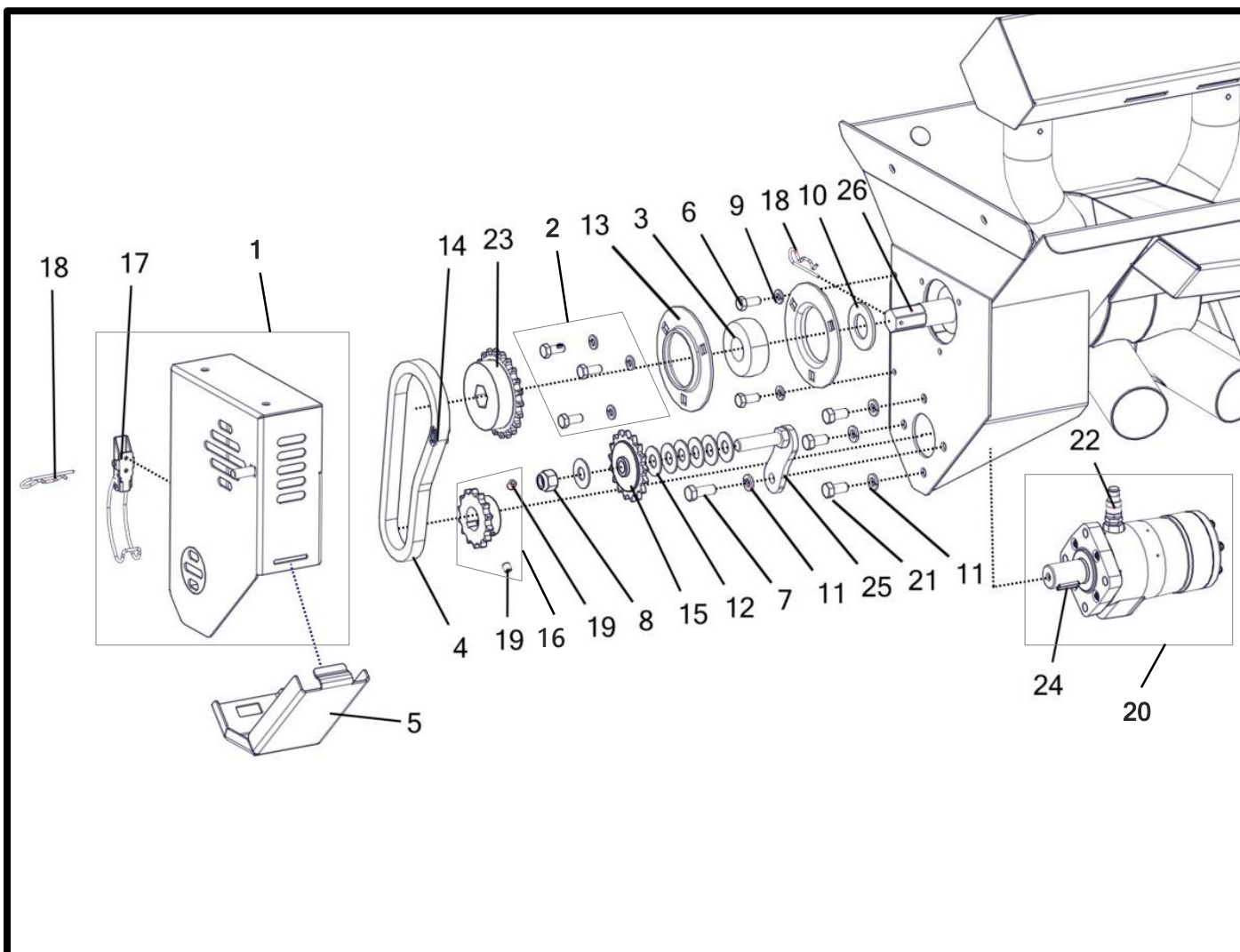


**W002431 - 16 Row STD Section Control Ready**

## METER OPTIONS

W000059	Meter - 12 Row STD
W000060	Meter - 12 Row HO
W000061	Meter - 8 Row STD
W000062	Meter - 8 Row HO
W002427	Meter - 16 Row HO Section Control Ready
W002429	Meter - 18 Row HO Section Control Ready
W002430	Meter - 24 Row HO Section Control Ready
W002431	Meter - 16 Row STD Section Control Ready
W002432	Meter - 18 Row STD Section Control Ready
W002433	Meter - 24 Row STD Section Control Ready
W002434	Meter - 8 Row HO Twin Bin
W002435	Meter - 12 Row HO Twin Bin

## SINGLE AUGER DRIVE (HIGH OUTPUT SHOWN)



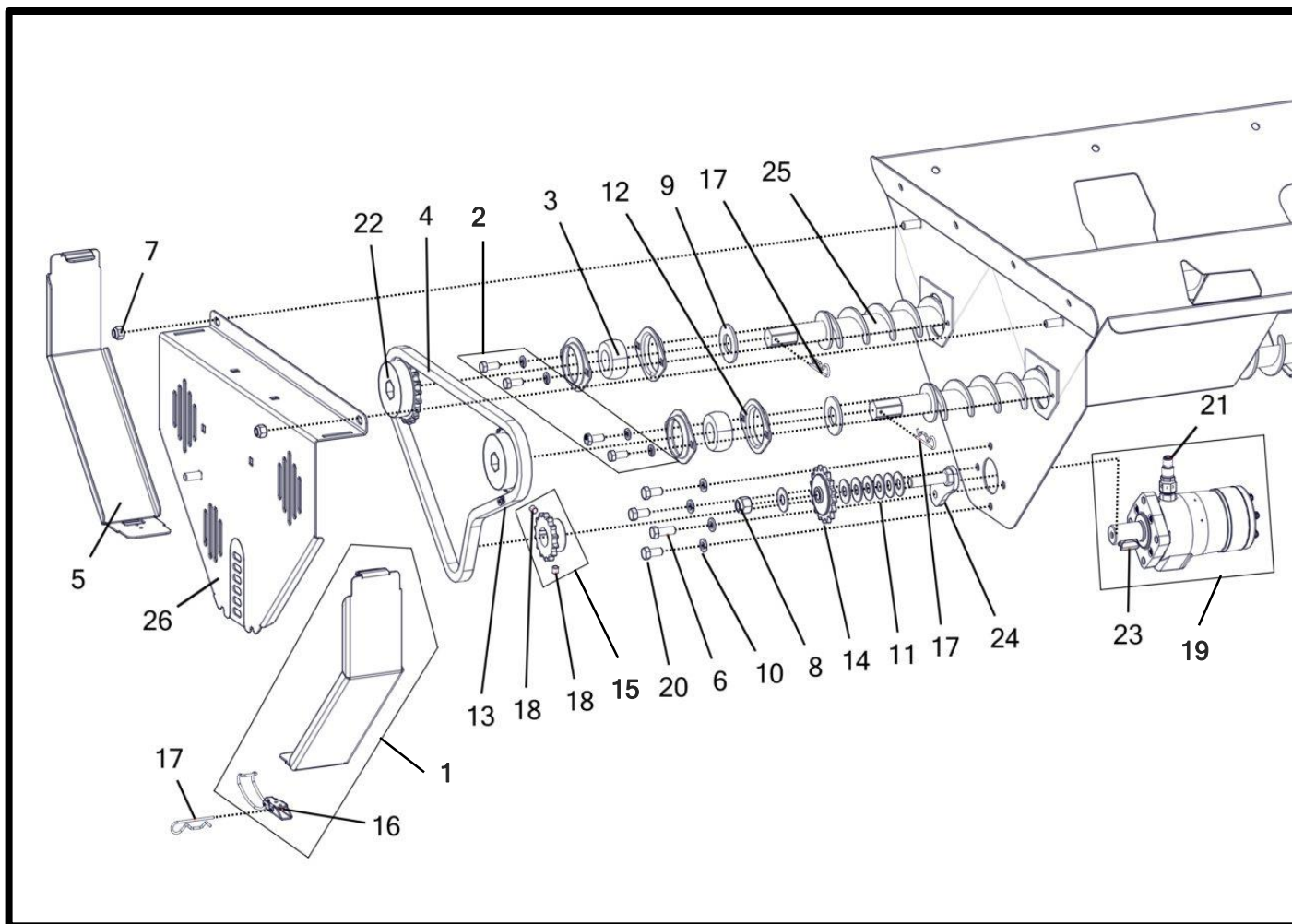
## SINGLE AUGER DRIVE (HIGH OUTPUT SHOWN)

ITEM NO.	Qty	Part Number	Description
1	1	A002353	Shield - Single Auger Gen I Main
2	1	K000008	Kit - 62mm Meter Hardware (HO) (SHOWN)
	1	K000007	Kit - 52mm Meter Hardware (STD)
3	2	M000184	Bushing - 62 mm Auger Nylon (HO) (SHOWN)
	2	M000185	Bushing - 52 mm Auger Nylon (STD)
4	1	M000602	Chain - Single Auger Drive
5	1	M001154	Shield - Single Auger Door
6	2	P000093	Bolt - 5/16-18 x 0.75 x 0.75 Hex (F593 304 S/S FB) *
7	1	P000097	Bolt - 3/8-16 x 1 x 1 Hex (F593 304 S/S FB) *
8	1	P000106	Nut - 1/2-13 Hex Nylon Lock (F594 316 S/S FB) *
9	2	P000110	Washer - 5/16" Split Lock (0.583" OD) (18-8 S/S FB) *
10	-	P000112	Washer - 1" Flat (2" OD) (18-8 S/S FB) (Shim if Required)
11	4	P000113	Washer - 3/8" Split Lock (0.68" OD) (18-8 S/S FB) *
12	7	P000114	Washer - 1/2" Flat (1.25" OD) (18-8 S/S FB) (Shims) *
13	4	P000215	Bearing Flange - 62 mm (HO) (SHOWN)
	4	P000214	Bearing Flange - 52 mm (STD)
14	1	P000217	Chain Link- #40 S/S Connecting
15	1	P000219	Sprocket - #40 17 Tooth Idler 1/2" Bore
16	1	P000220	Sprocket - #40 14 Tooth 1" Bore
17	1	P000566	Catch - Safety Shield
18	2	P000567	Pin - Safety Shield Catch
19	2	P000785	Set Screw - 5/16-18 x 5/16" UNC
20	1	P000806	Motor - Hyd. Motor Auger (Gen I) w/ Speed Sensor (w/KEY) (101-3931-009)
21	3	P000852	Bolt - 3/8-16 x 0.75 x 0.75 Hex (F593 304 S/S FB) *
22	1	P000926	Sensor - Char-Lynn Motor Speed Sensor (60 Pulse)
23	1	P002081	Sprocket - #40 22 Tooth 7/8" Hex Bore
24	1	P002694	Key - Woodruff .25" x 1" #15
25	1	W000098	Bracket - Chain Tensioner Weldment
26	1	W00_ _ _ _	Auger (See Page 29 for P/N)

**HARDWARE SHOWN INCLUDED IN K002128 (\*)**



## TWIN AUGER DRIVE (STANDARD OUTPUT SHOWN)

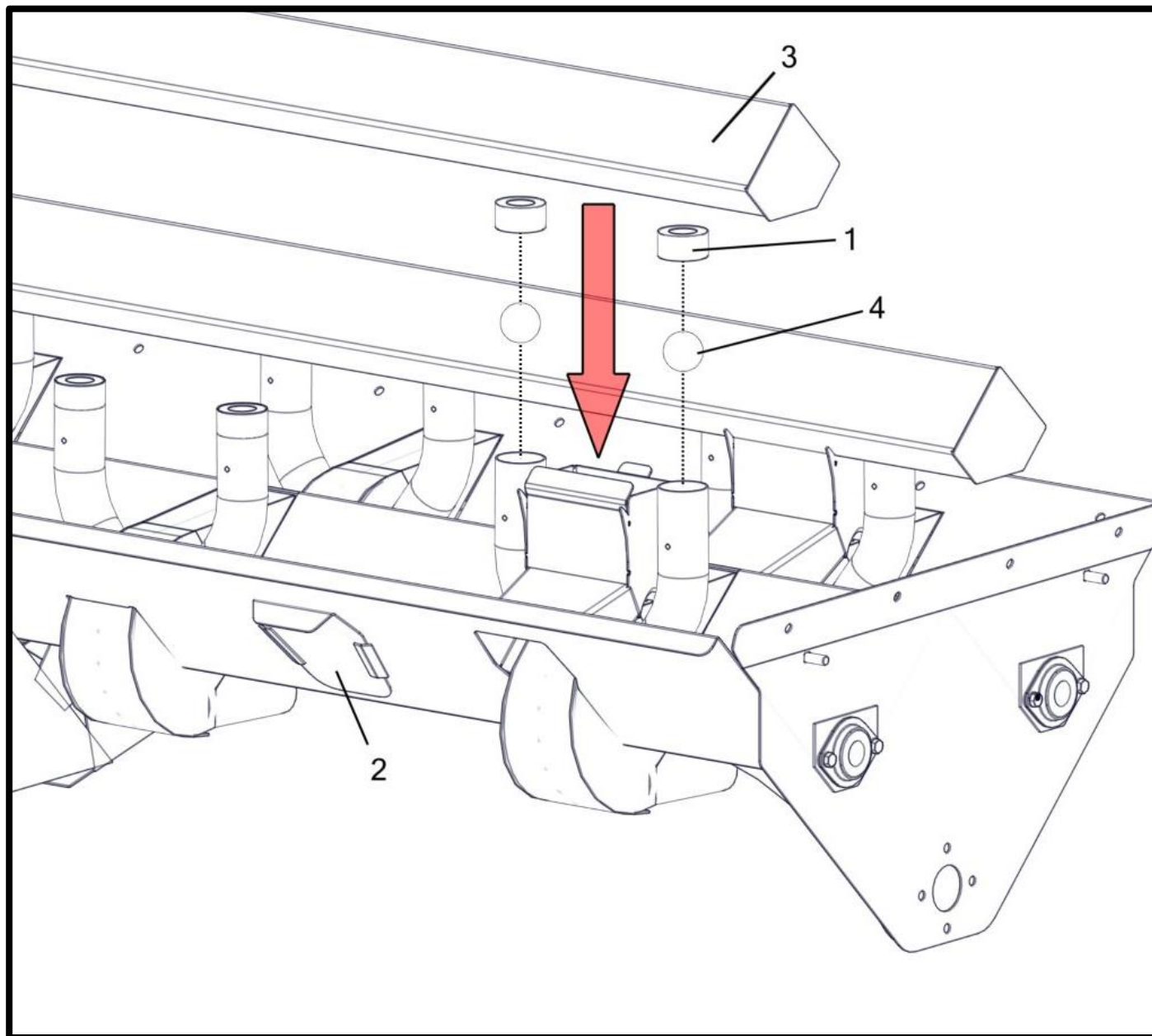


## TWIN AUGER DRIVE (STANDARD OUTPUT SHOWN)

ITEM NO.	Qty	Part Number	Description
1	1	A000162	Shield - Twin Auger Side Door
2	2	K000007	Kit - 52mm Meter Hardware (STD) (SHOWN)
	2	K000008	Kit - 62mm Meter Hardware (HO)
3	4	M000185	Bushing - 52 mm Auger Nylon (STD) (SHOWN)
	4	M000184	Bushing - 62 mm Auger Nylon (HO)
4	1	M000603	Chain - Twin Auger Drive
5	1	M001155	Shield - Twin Auger Safety Door (LH)
6	1	P000097	Bolt - 3/8-16 x 1 x 1 Hex (F593 304 S/S FB) *
7	2	P000105	Nut - 3/8-16 Hex Nylon Lock (F594 316 S/S FB) *
8	1	P000106	Nut - 1/2-13 Hex Nylon Lock (F594 316 S/S FB) *
9	-	P000112	Washer - 1" x 2" Flat S/S (Shim if Required)
10	4	P000113	Washer - 3/8" Split Lock (0.68" OD) (18-8 S/S FB) *
11	7	P000114	Washer - 1/2" Flat (1.25" OD) (18-8 S/S FB) (Shims) *
12	8	P000214	Bearing Flange - 52 mm (STD) (SHOWN)
	8	P000215	Bearing Flange - 62 mm (HO)
13	1	P000217	Chain Link- #40 S/S Connecting
14	1	P000219	Sprocket - #40 17 Tooth Idler 1/2" Bore
15	1	P000220	Sprocket - #40 14 Tooth 1" Bore
16	1	P000566	Catch - Safety Shield
17	3	P000567	Pin - Safety Shield Catch
18	2	P000785	Set Screw - 5/16-18 x 5/16" UNC
19	1	P000806	Motor - Hyd. Motor Auger (Gen I) w/ Speed Sensor (w/Key) (101-3931-009)
20	3	P000852	Bolt - 3/8-16 x 0.75 x 0.75 Hex (F593 304 S/S FB) *
21	1	P000926	Sensor - Char-Lynn Motor Speed Sensor (60 Pulse)
22	2	P002081	Sprocket - #40 22 Tooth 7/8" Hex Bore
23	1	P002694	Key - Woodruff .25" x 1" #15
24	1	W000098	Bracket - Chain Tensioner Weldment
25	2	W00_ _ _ _	Auger (See Page 29 For P/N)
26	1	W002454	Shield - Twin Auger Gen I Main Shield

### HARDWARE SHOWN INCLUDED IN K002081 (\*)

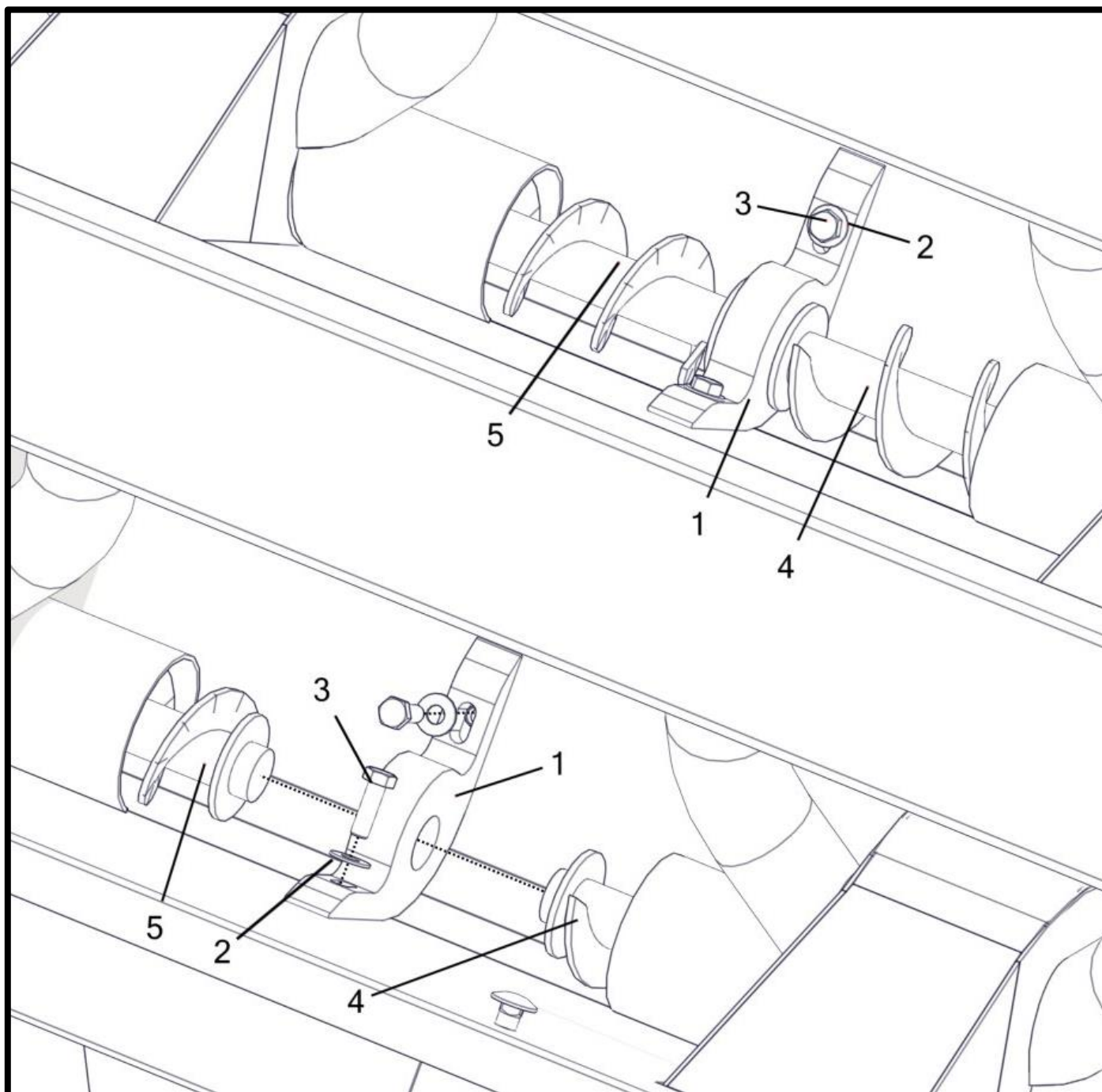
## REPLACEABLE METER PARTS



## REPLACEABLE METER PARTS

ITEM NO.	Part Number	Description
1	M000178	Cap - 2" Orange w/Hole
2	M000220	Door - Meter Clean Out
3	M000290	Housing - Tent
	M000940	Housing - Twin Bin Tent (Left) (Not Shown)
	M001171	Housing - Twin Bin Tent (Right) (Not Shown)
4	P000161	Ball - Air Check

## TWO SECTION METER – CENTER BEARINGS



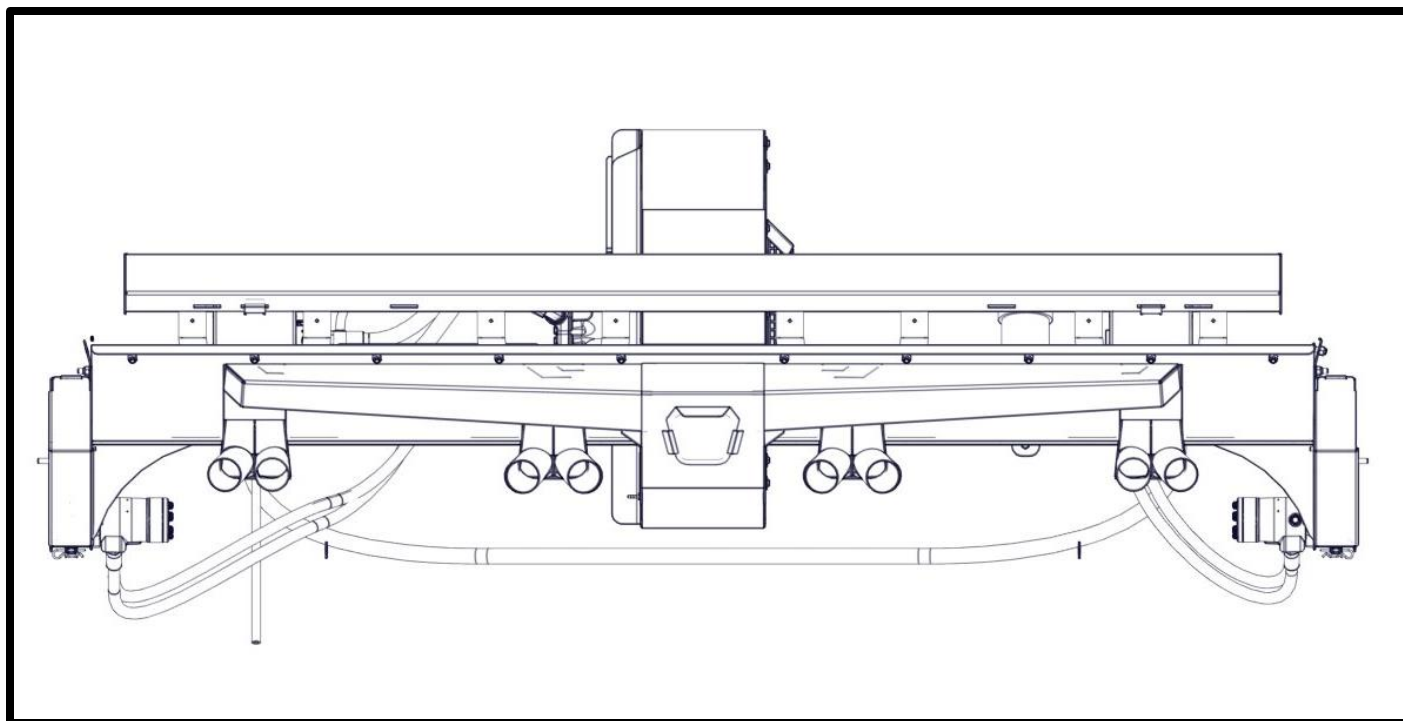


## TWO SECTION METER – CENTER BEARINGS

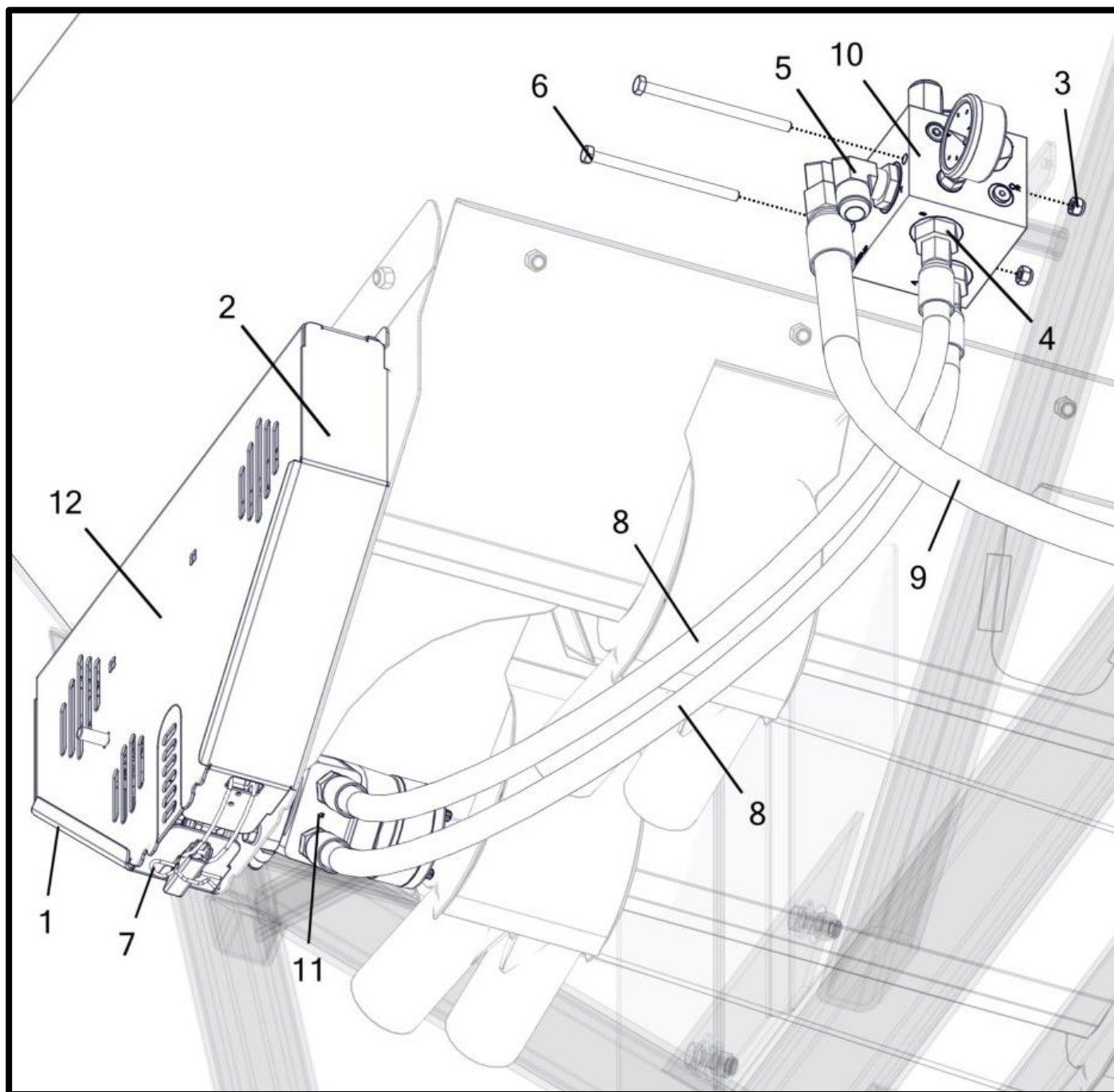
ITEM NO.	Qty	Part Number	Description
1	2	M002753	Bearing - Section Control Block 2-12" (HO) (Shown)
	2	M003089	Bearing - Section Control Block 2" (STD)
2	4	P000109	Washer - 5/16" Flat (0.75" OD) (18-8 S/S FB)
3	4	P000711	Bolt - 5/16-18 x 1 x 0.875 Hex (F593 304 S/S FB)
4	2	W00_ _ _ _	Auger (See Page 29 for Auger P/N)
5	2	W00_ _ _ _	Auger (See Page 29 for Auger P/N)

## GEN I TWO SECTION UPGRADE KITS

Part Number	Description
K002121	Kit - Gen I 16 Row 2 Section Upgrade (2-1/2" STD) *Check Harness Compatibility
K002122	Kit - Gen I 24 Row 2 Section Upgrade (2-1/2" STD) *Check Harness Compatibility



## TWO SECTION METER – MOTOR AND HYDRAULIC BLOCK

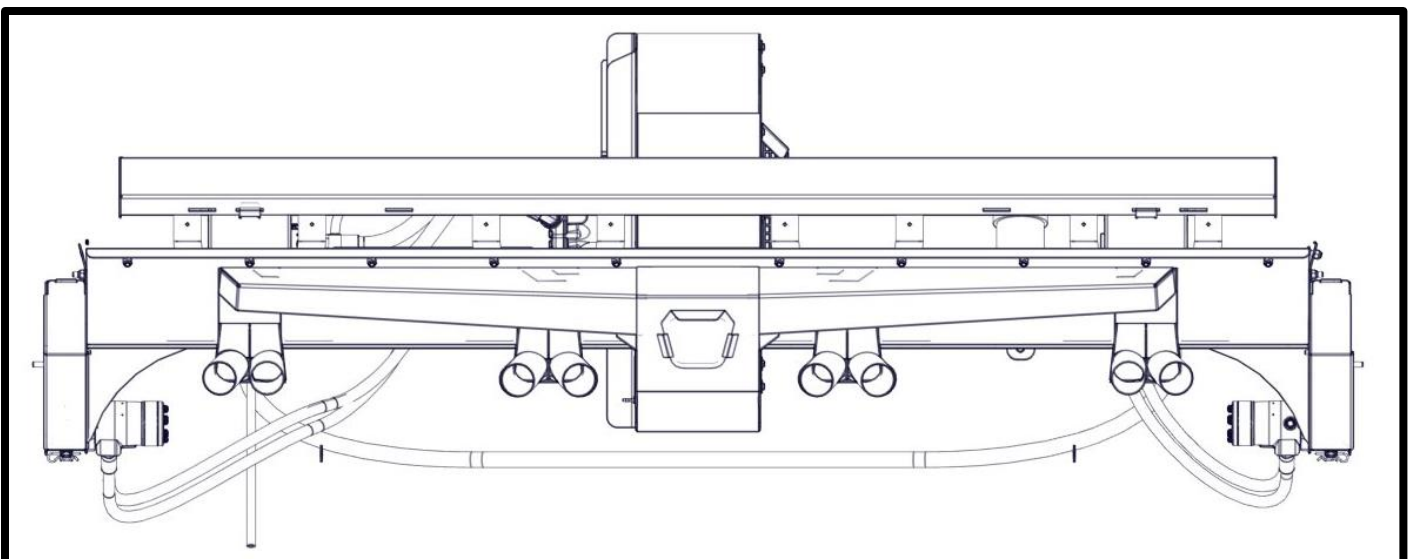


## TWO SECTION METER – MOTOR AND HYDRAULIC BLOCK

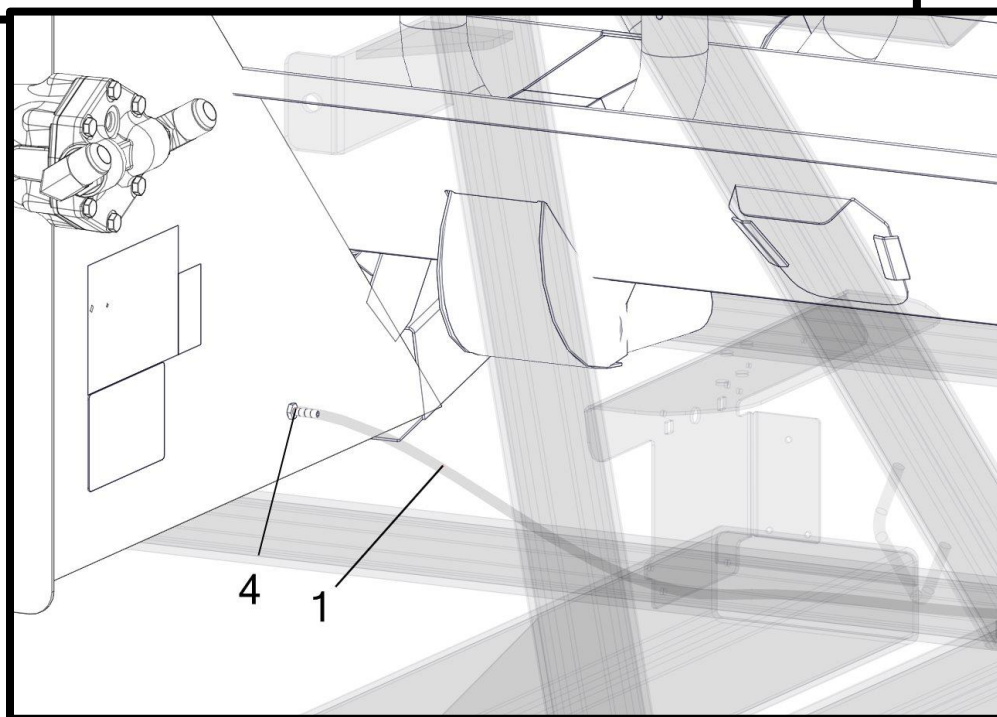
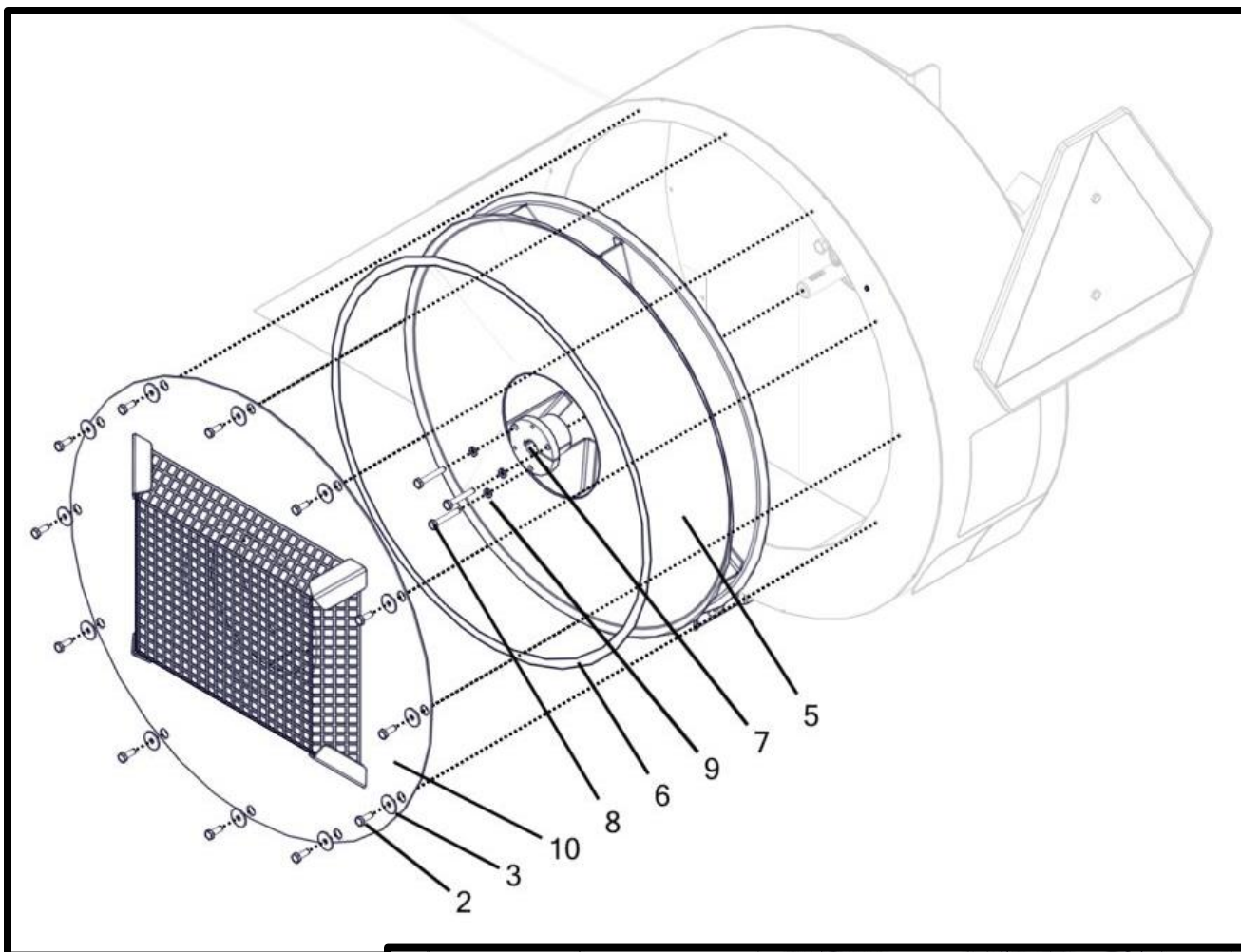
ITEM NO.	Qty	Part Number	Description
1	1	A000162	Shield - Twin Auger Side Door
2	1	M001155	Shield - Twin Auger Safety Door (LH)
3	2	P000104	Nut - 5/16-18 Hex Nylon Lock (F594 316 S/S FB)
4	2	P000384	Fitting - Hyd - #12 M O-Ring x #8 M JIC Straight
		P002585	O-Ring - #12 Buna (4000-12)
5	2	P000385	Fitting - Hyd - #12 M JIC x #12 M O-Ring Elbow 90
		P002585	O-Ring - #12 Buna (4000-12)
6	2	P000505	Bolt - 5/16-18 x 5 x 0.875 Hex (F593 304 S/S FB)
7	1	P000567	Pin - Safety Shield Catch
8	2	P000714	Hose - Hydraulic 1/2" x 36" (#10 M O-ring x #8 F JIC Swivel)
		P002584	O-Ring - #10 Buna (4000-10)
9	1	P000715	Hose - Hydraulic 3/4" x 92" (#12 F JIC Swivel x #12 F JIC Swivel)
10	1	P000718	Valve - Electric Hydraulic Block Manifold (PWM Closed)
11	1	P000806	Motor - Hyd. Motor Auger (Gen I) w/ Speed Sensor w/ Key (101-3931-009)
12	1	W002454	Shield - Twin Auger Gen I Main Shield

## GEN I TWO SECTION UPGRADE KITS

Part Number	Description
K002121	Kit - Gen I 16 Row 2 Section Upgrade (2-1/2" STD) *Check Harness Compatibility
K002122	Kit - Gen I 24 Row 2 Section Upgrade (2-1/2" STD) *Check Harness Compatibility



## FAN ASSEMBLY AND HARDWARE



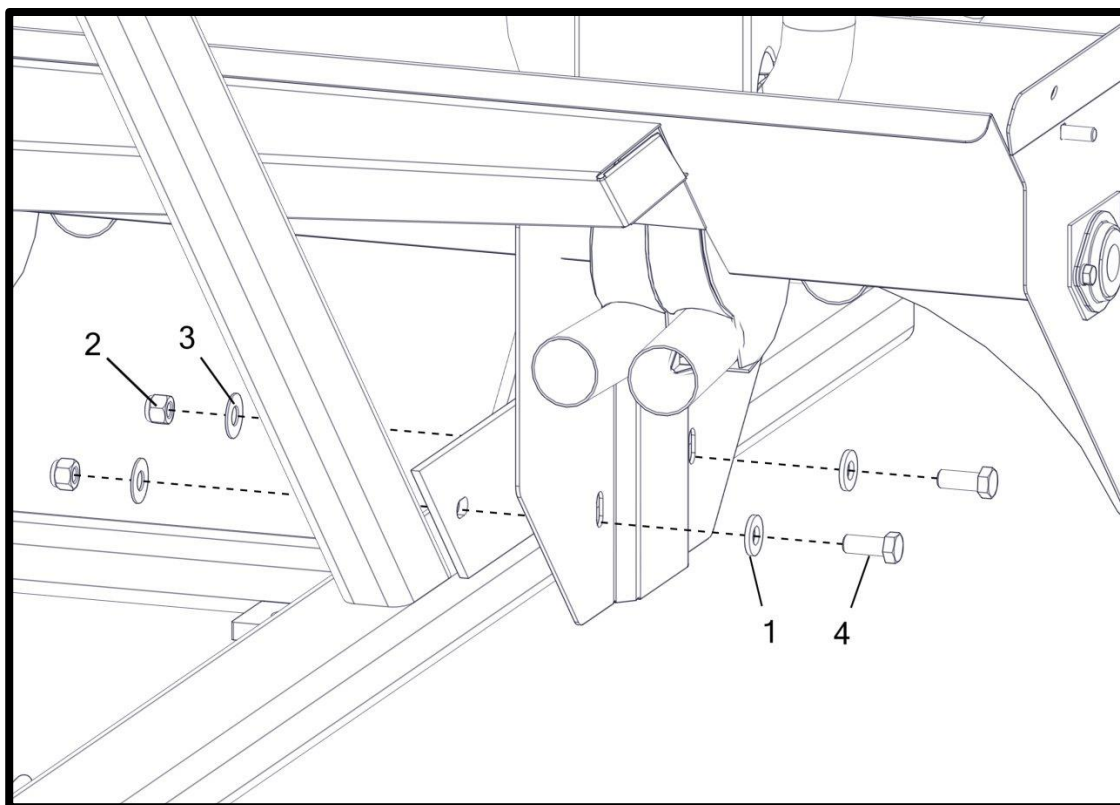
## FAN ASSEMBLY AND HARDWARE

ITEM NO.	Qty	Part Number	Description
1	1	M001043	Hose - Air Gauge Fan Tube (126")
2	12	P000092	Bolt - 1/4-28 x 0.75 x 0.75 Hex (F593 304 S/S FB) *
3	12	P000108	Washer - 1/4" Fender (1" OD) (18-8 S/S FB) *
4	1	P000125	Fitting - Air - 3/16" Hose Barb x 1/8 NPT
5	1	P000148	Fan Wheel - 2210A (16-24 Row) (Shown)
	1	P000147	Fan Wheel - 1808A (8-12 Row)
6	6.25'	P000241	Fan Seal - Vinyl Foam Tape
7	1	P000364	Bushing - QD Taper Lock SD x .875" Bore x .25" Keyway
8	3	P002552	Bolt - 1/4-20 x 1.75 x 1.75 Hex (GR 5 M/S FG) †
9	3	P002554	Washer - 1/4" Split Lock (0.487" OD) (GR 5 M/S FG) †
10	1	W000055	Cover - Fan Inlet (2210) (16-24 Row) (Shown)
	1	W000056	Cover - Fan Inlet (1808) (8-12 Row)

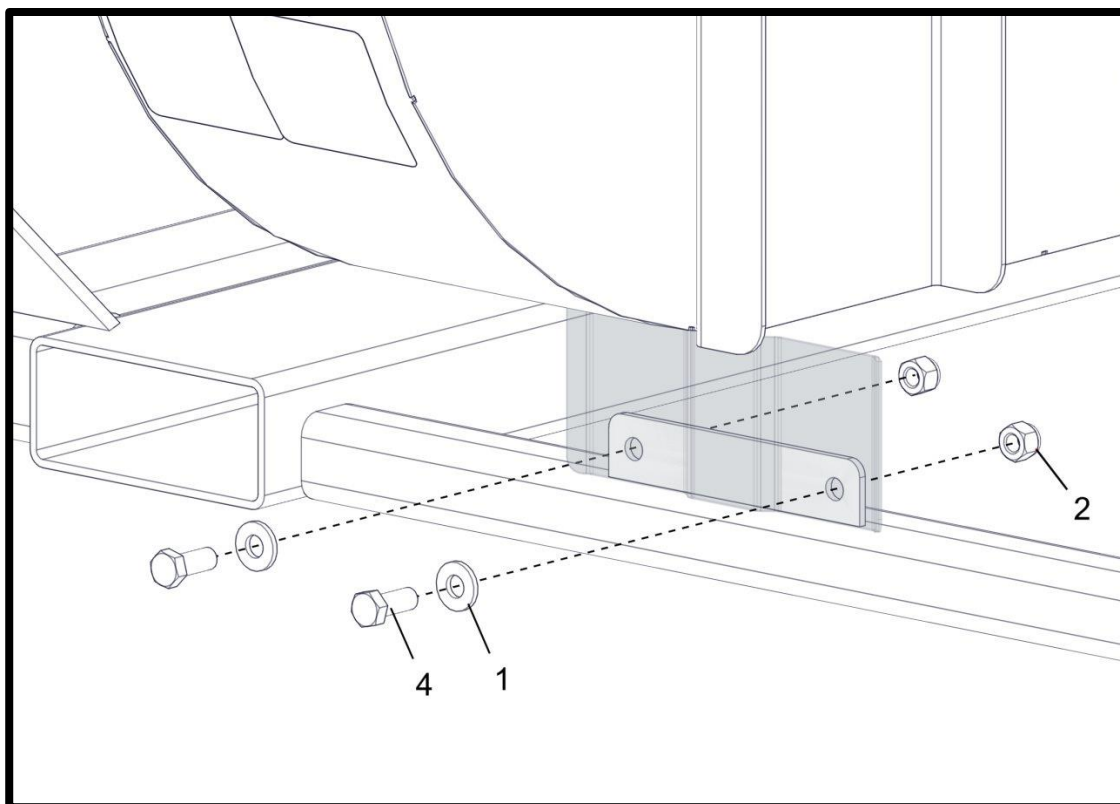
HARDWARE SHOWN INCLUDED IN K000005 (\*)  
AND K002095 (†)



## METER SUPPORTS



## FAN SUPPORT


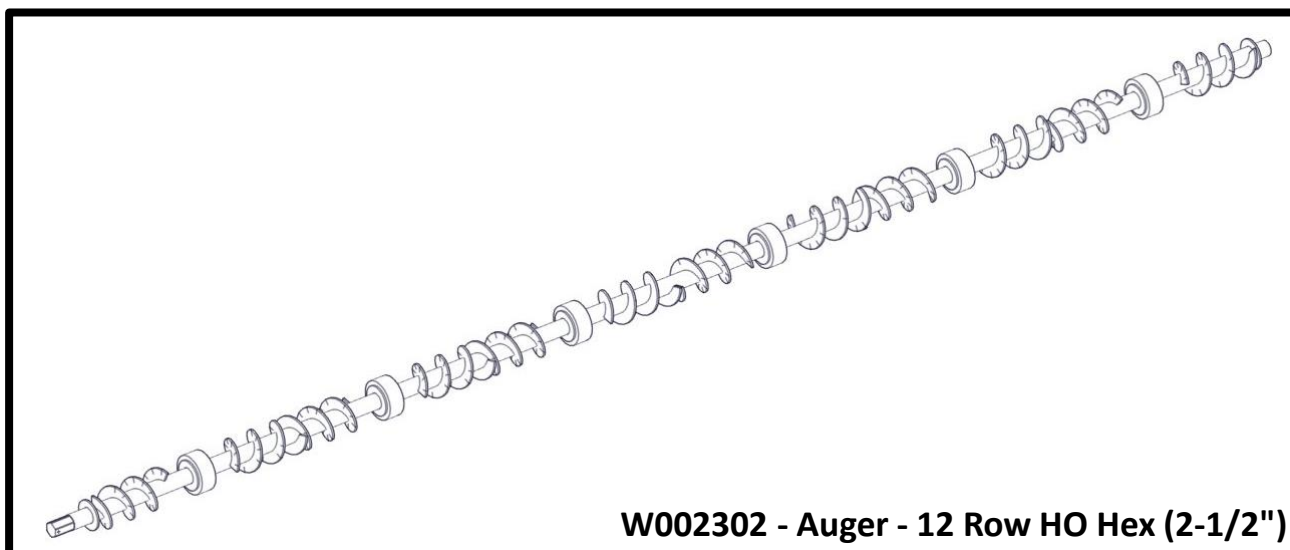



## METER AND FAN SUPPORTS

ITEM NO.	Qty	Part Number	Description
1	6	M002343	Washer - .53" I.D. x 1.25 O.D. x .135 Flat (304 S/S)
2	6	P000106	Nut - 1/2-13 Hex Nylon Lock (F594 316 S/S FB) *
3	4	P000114	Washer - 1/2" Flat (1.25" OD) (18-8 S/S FB) *
4	6	P002477	Bolt - 1/2-13 x 1.25 x 1.25 Hex (F593 304 S/S FB) *

HARDWARE SHOWN INCLUDED IN K002080 (\*)

## AUGER VARIATIONS



## AUGER VARIATIONS\*

### STANDARD RATE AUGERS

W002314	Auger - 4 Row STD Hex (2")(Left Hand Half Auger)
W002322	Auger - 4 Row STD Hex (2") (Right Hand Half Auger)
W002315	Auger - 6 Row STD Hex (2") (Left Hand Half Auger)
W002323	Auger - 6 Row STD Hex (2") (Right Hand Half Auger)
W002303	Auger - 8 Row STD Hex (2")
W002300	Auger - 12 Row STD Hex (2")
W002309	Auger - 18 Row Front STD Hex (2")

### HIGH OUTPUT RATE AUGERS

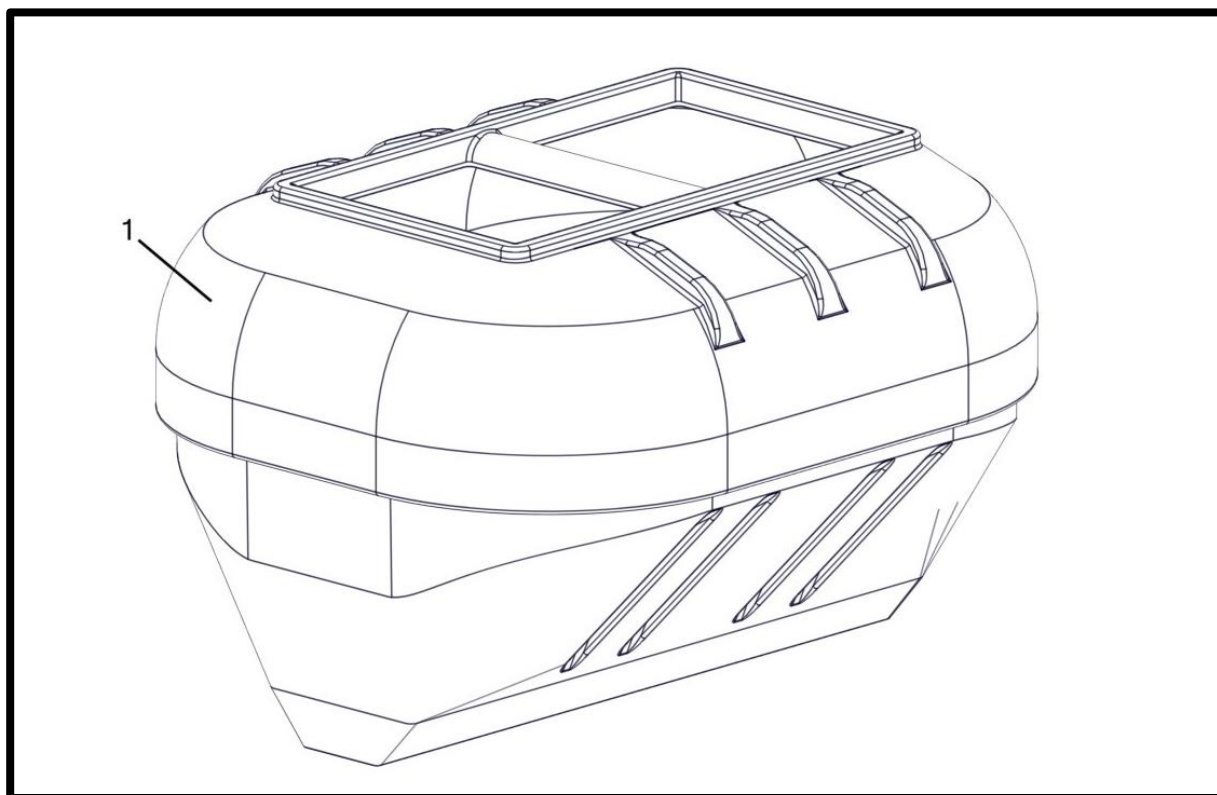
W002312	Auger - 4 Row HO Hex (2-1/2") (Left Hand Half Auger)
W002319	Auger - 4 Row HO Hex (2-1/2") (Right Hand Half Auger)
W002311	Auger - 6 Row HO Hex (2-1/2") (Left Hand Half Auger)
W002318	Auger - 6 Row HO Hex (2-1/2") (Right Hand Half Auger)
W002304	Auger - 8 Row HO Hex (2-1/2")
W002302	Auger - 12 Row HO Hex (2-1/2")
W002308	Auger - 18 Row Front HO Hex (2-1/2")

### LOW RATE AUGERS

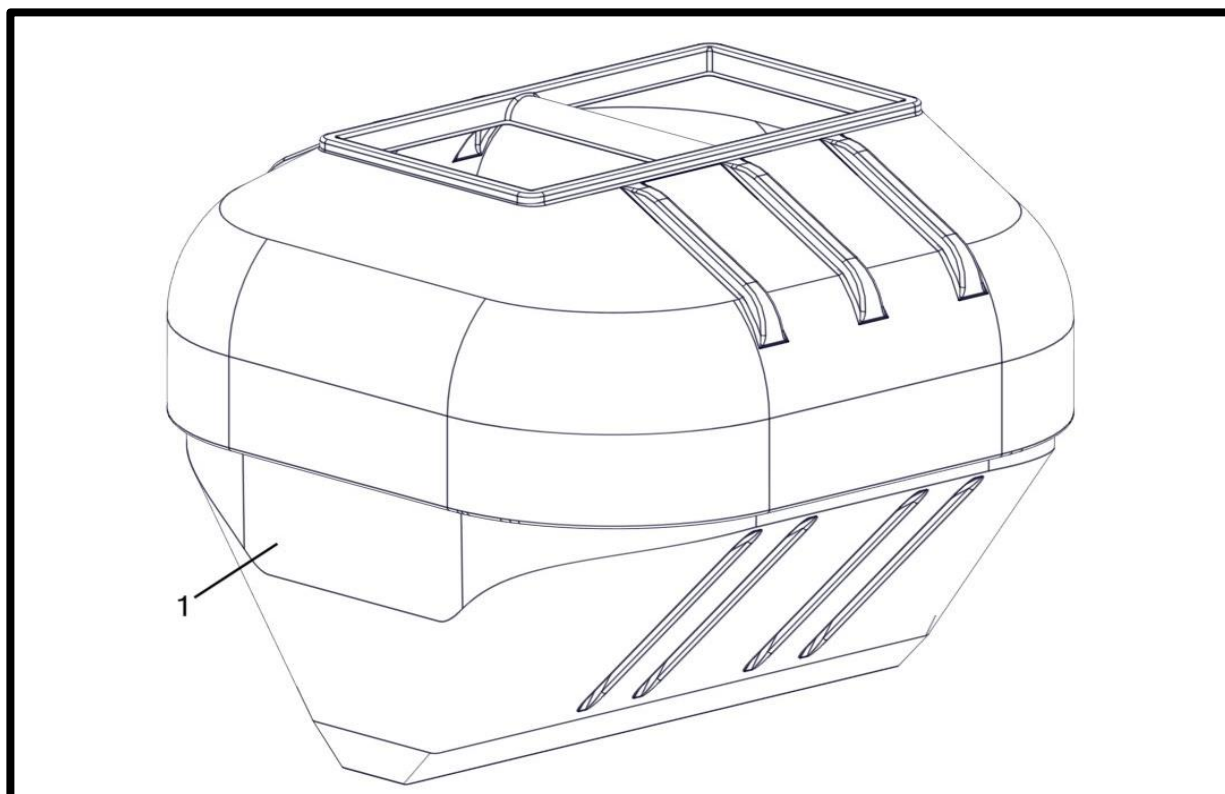
W002317	Auger - 4 Row Low Rate Hex (2")(Left Hand Half Auger)
W002325	Auger - 4 Row Low Rate Hex (2")(Right Hand Half Auger)
W002313	Auger - 4 Row Low Rate Hex (2-1/2") (Left Hand Half Auger)
W002321	Auger - 4 Row Low Rate Hex (2-1/2") (Right Hand Half Auger)
W002316	Auger - 6 Row Low Rate Hex (2")(Left Hand Half Auger)
W002324	Auger - 6 Row Low Rate Hex (2")(Right Hand Half Auger)
W002310	Auger - 6 Row Low Rate Hex (2-1/2")(Left Hand Half Auger)
W002320	Auger - 6 Row Low Rate Hex (2-1/2")(Right Hand Half Auger)
W002306	Auger - 8 Row Low Rate Hex (2")
W002301	Auger - 8 Row Low Rate Hex (2-1/2")
W002307	Auger - 12 Row Low Rate Hex (2")
W002305	Auger - 12 Row Low Rate Hex (2-1/2")

**\*AUGERS LISTED HERE ARE FOR MODEL YEAR 2017  
SERIAL NUMBERS (20576 - 20874)  
AUGERS COMPATIBLE WITH OLDER MODELS MAY BE AVAILABLE,  
CONTACT CUSTOMER SERVICE FOR DETAILS**

## 6 TON TANK



## 9 TON TANK



---

## 6 TON TANK

ITEM NO.	Qty.	Part Number	Description
1	1	P000185__	Tank - Poly 6 Ton (White)

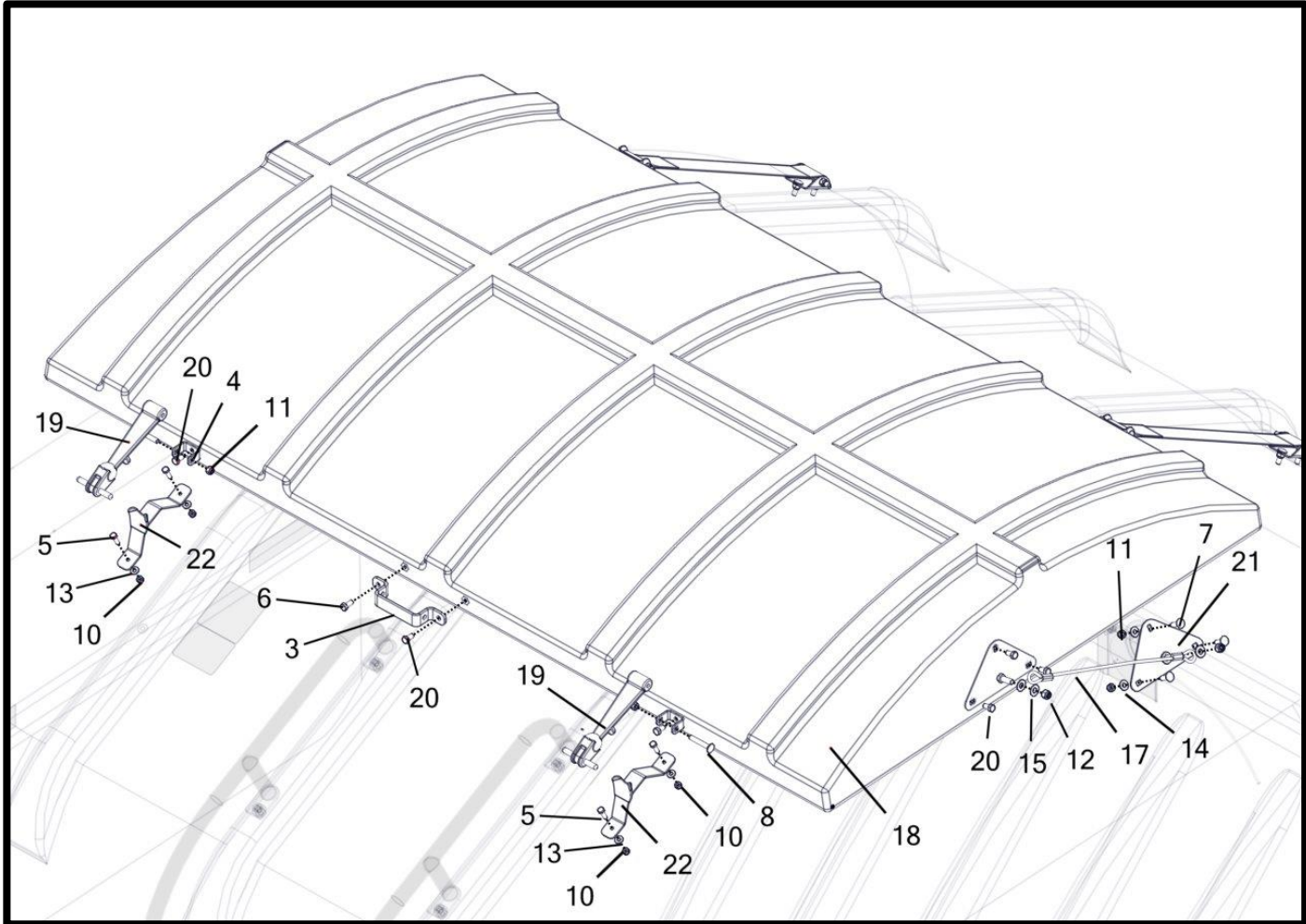
---

## 9 TON TANK

ITEM NO.	Qty.	Part Number	Description
1	1	P000186__	Tank - Poly 9Ton (White)



## LID – DECK SIDE

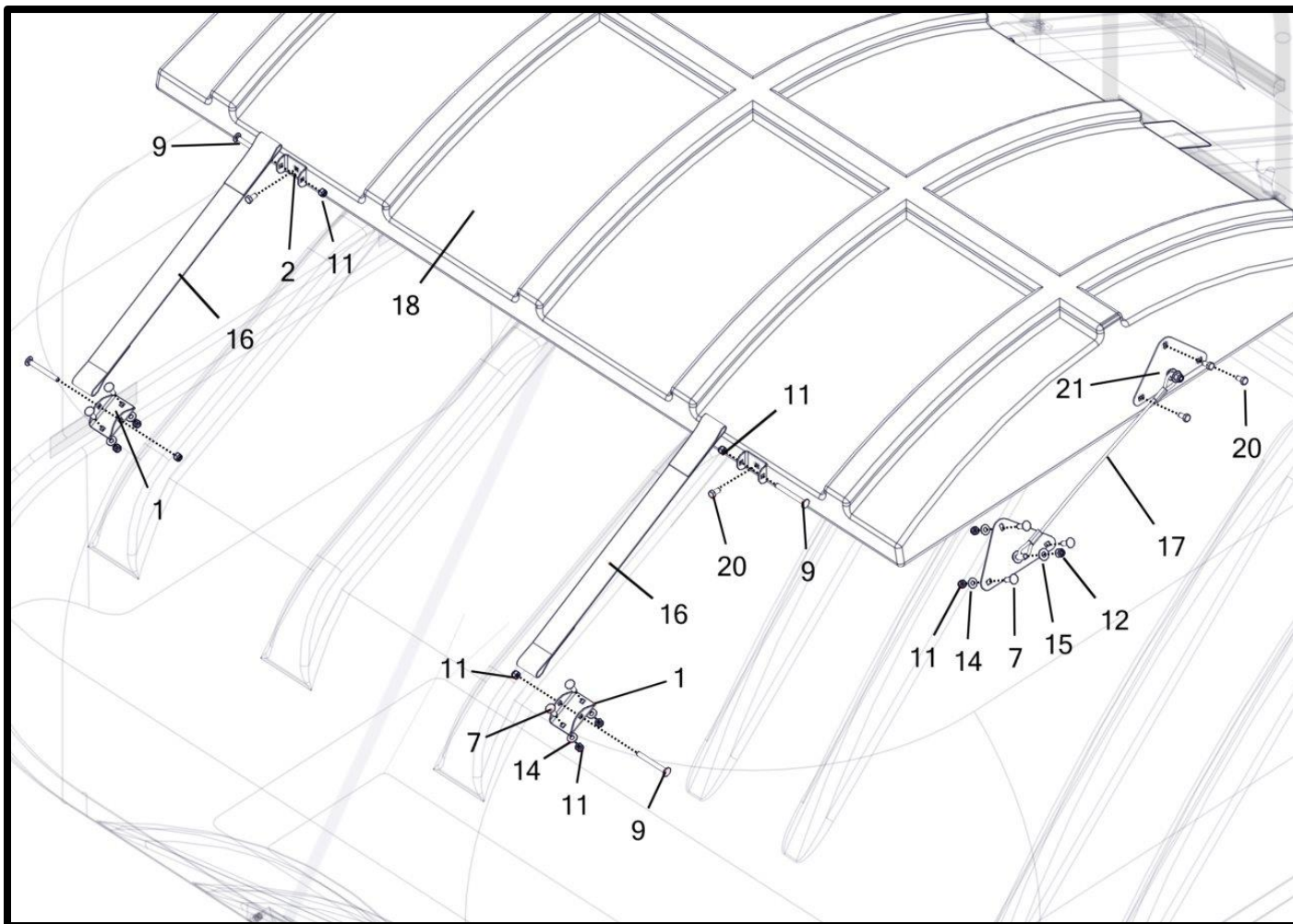


## LID – DECK SIDE

ITEM NO.	Qty	Part Number	Description
1	2	M000010	Bracket - Tank Strap
2	2	M000011	Bracket - Lid Strap
3	1	M000016	Handle - Poly Lid
4	2	M000619	Bracket - Lid Latch Swivel
5	4	P000091	Bolt - 1/4-20 x 1 x 0.75 Hex (F593 304 S/S FB) †
6	1	P000093	Bolt - 5/16-18 x 0.75 x 0.75 Hex (F593 304 S/S FB) *
7	10	P000094	Bolt - 5/16-18 x 1 x 1 Carriage (F593 304 S/S FB) †
8	2	P000095	Bolt - 5/16-18 x 2 x 0.875 Carriage (F593 304 S/S FB) *
9	4	P000096	Bolt - 5/16-18 x 3 x 3 Carriage (F593 304 S/S FB) * †
10	4	P000103	Nut - 1/4-20 Hex Nylon Lock (F594 316 S/S FB) †
11	14	P000104	Nut - 5/16-18 Hex Nylon Lock (F594 316 S/S FB) * †
12	4	P000105	Nut - 3/8-16 Hex Nylon Lock (F594 316 S/S FB) * †
13	4	P000107	Washer - 1/4" Flat (0.625" OD) (18-8 S/S FB) †
14	9	P000109	Washer - 5/16" Flat (0.75" OD) (18-8 S/S FB) †
15	8	P000111	Washer - 3/8" Flat (0.875" OD) (18-8 S/S FB) *
16	2	P000129	Strap - Lid
17	2	P000130	Cable - Lid
18	1	P000187__	Tank Lid - Poly
19	2	P000553	Latch - Lid Components (2011-Present)
20	11	P000610	Bolt - 5/16-18 x 0.625 x 0.625 Hex (F593 304 S/S FB) *
21	4	W000100	Bracket - Lid Cable
22	2	W000167	Bracket - Lid Latch Weldment

HARDWARE SHOWN INCLUDED IN K000016 (\*)  
AND K000019 (†)

## LID – NON-DECK SIDE



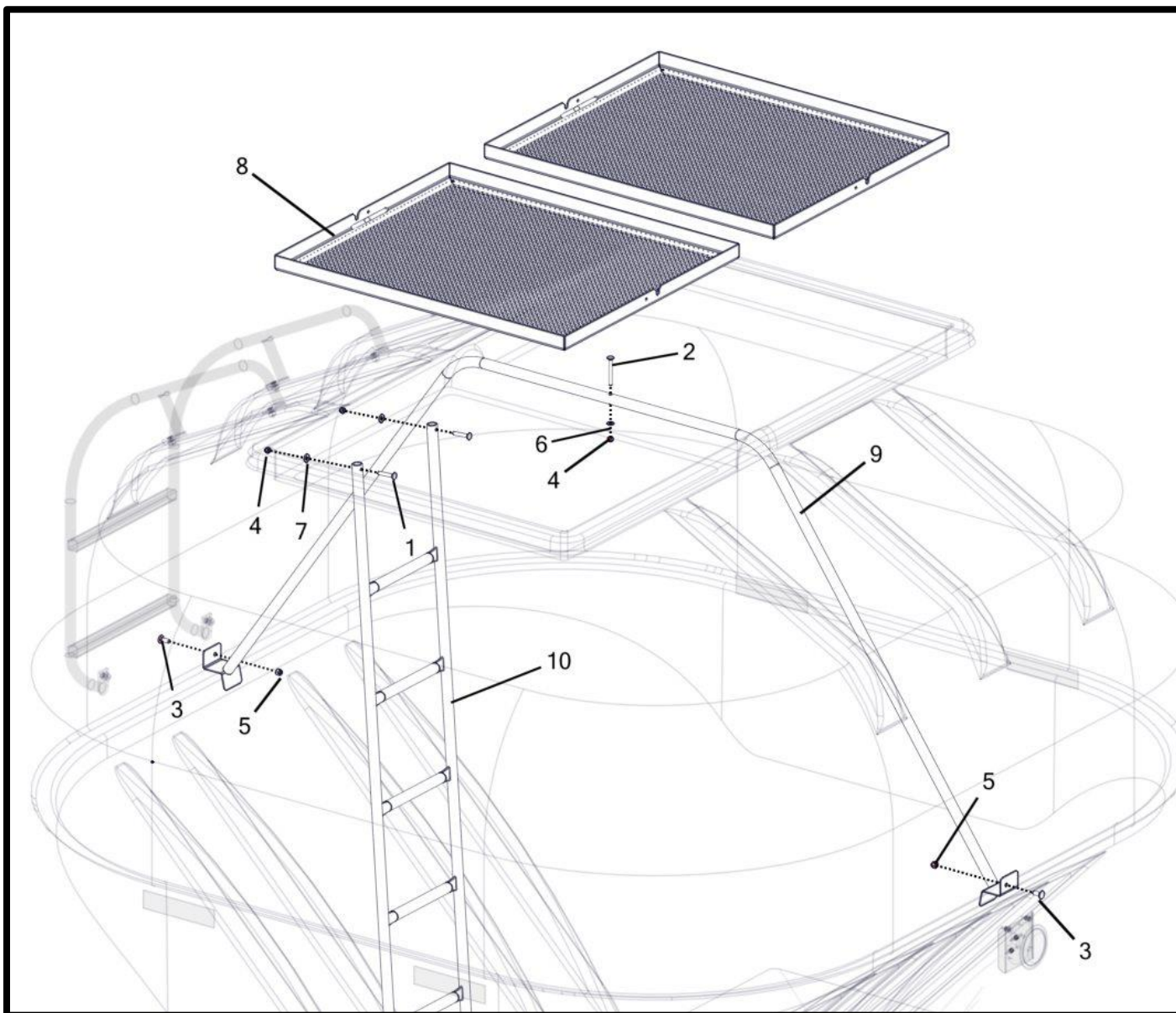
## LID – NON-DECK SIDE

ITEM NO.	Qty	Part Number	Description
1	2	M000010	Bracket - Tank Strap
2	2	M000011	Bracket - Lid Strap
3	1	M000016	Handle - Poly Lid
4	2	M000619	Bracket - Lid Latch Swivel
5	4	P000091	Bolt - 1/4-20 x 1 x 0.75 Hex (F593 304 S/S FB) †
6	1	P000093	Bolt - 5/16-18 x 0.75 x 0.75 Hex (F593 304 S/S FB) *
7	10	P000094	Bolt - 5/16-18 x 1 x 1 Carriage (F593 304 S/S FB) †
8	2	P000095	Bolt - 5/16-18 x 2 x 0.875 Carriage (F593 304 S/S FB) *
9	4	P000096	Bolt - 5/16-18 x 3 x 3 Carriage (F593 304 S/S FB) * †
10	4	P000103	Nut - 1/4-20 Hex Nylon Lock (F594 316 S/S FB) †
11	14	P000104	Nut - 5/16-18 Hex Nylon Lock (F594 316 S/S FB) * †
12	4	P000105	Nut - 3/8-16 Hex Nylon Lock (F594 316 S/S FB) * †
13	4	P000107	Washer - 1/4" Flat (0.625" OD) (18-8 S/S FB) †
14	9	P000109	Washer - 5/16" Flat (0.75" OD) (18-8 S/S FB) †
15	8	P000111	Washer - 3/8" Flat (0.875" OD) (18-8 S/S FB) *
16	2	P000129	Strap - Lid
17	2	P000130	Cable - Lid
18	1	P000187_ _	Tank Lid - Poly
19	2	P000553	Latch - Lid Components (2011-Present)
20	11	P000610	Bolt - 5/16-18 x 0.625 x 0.625 Hex (F593 304 S/S FB) *
21	4	W000100	Bracket - Lid Cable
22	2	W000167	Bracket - Lid Latch Weldment

HARDWARE SHOWN INCLUDED IN K000016 (\*)  
AND K000019 (†)



## INSIDE TANK



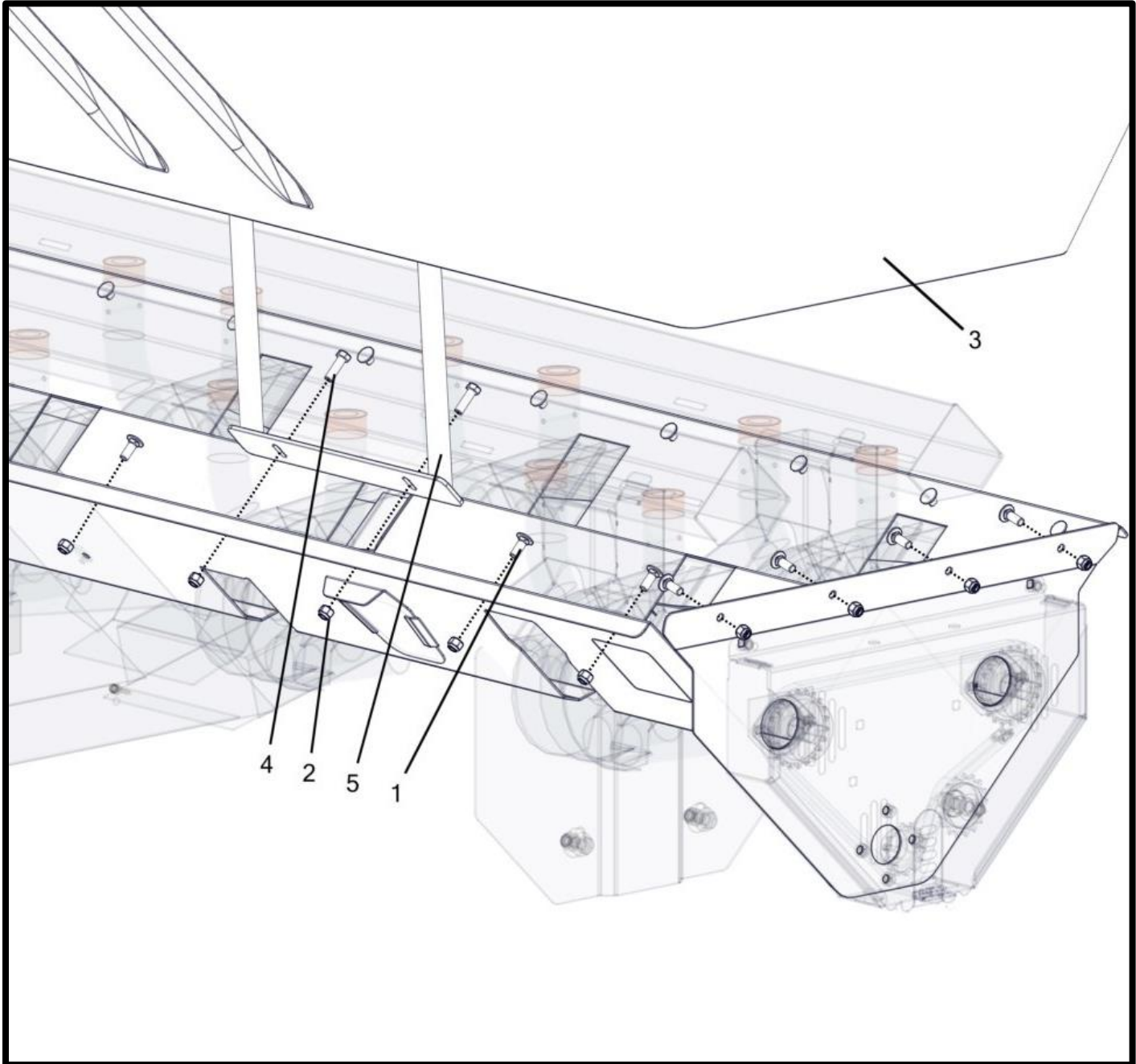
## INSIDE TANK

ITEM NO.	Qty.	Part Number	Description
1	2	P000095	Bolt - 5/16-18 x 2 x 0.875 Carriage (F593 304 S/S FB) *
2	1	P000096	Bolt - 5/16-18 x 3 x 3 Carriage (F593 304 S/S FB) †
3	2	P000098	Bolt - 3/8-16 x 1 x 1 Carriage (F593 304 S/S FB) * †
4	3	P000104	Nut - 5/16-18 Hex Nylon Lock (F594 316 S/S FB) * †
5	2	P000105	Nut - 3/8-16 Hex Nylon Lock (F594 316 S/S FB) * †
6	1	P000109	Washer - 5/16" Flat (0.75" OD) (18-8 S/S FB) †
7	2	P000111	Washer - 3/8" Flat (0.875" OD) (18-8 S/S FB) *
8	2	W000071	Screen - Tank Top (1/2" C/C) (Shown)
		W000160	Screen - Tank Top (3/4" C/C)
9	1	W000093	Brace - Tank (9 Ton) (Shown)
		W000092	Brace - Tank (6 Ton)
10	1	W000095	Ladder - Twin Auger (9Ton) (16-24 Row) (Shown)
		W000094	Ladder - Single Auger (9Ton) (8-12 Row)
		W000096	Ladder - Single Auger (6Ton) (8-12 Row)
		W000097	Ladder - Twin Auger (6Ton) (16-24 Row)

HARDWARE SHOWN INCLUDED IN K000003 (\*)  
AND K000019 (†)



## TANK TO METER

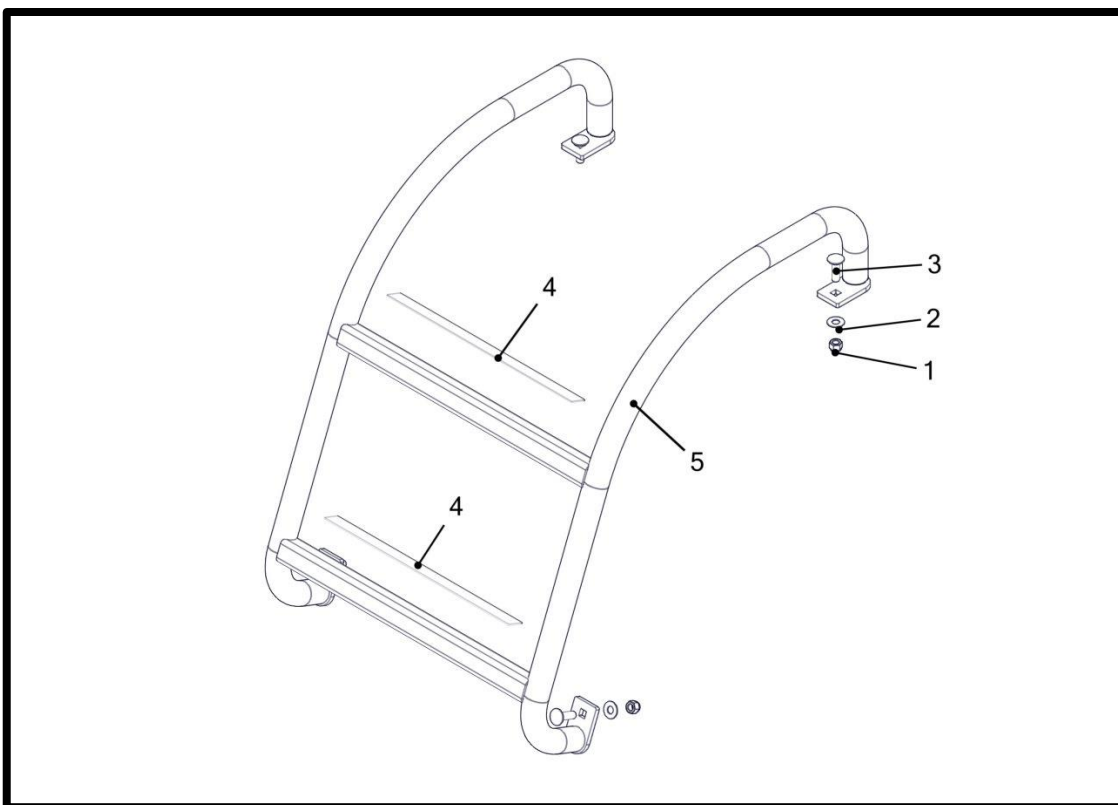


## TANK TO METER

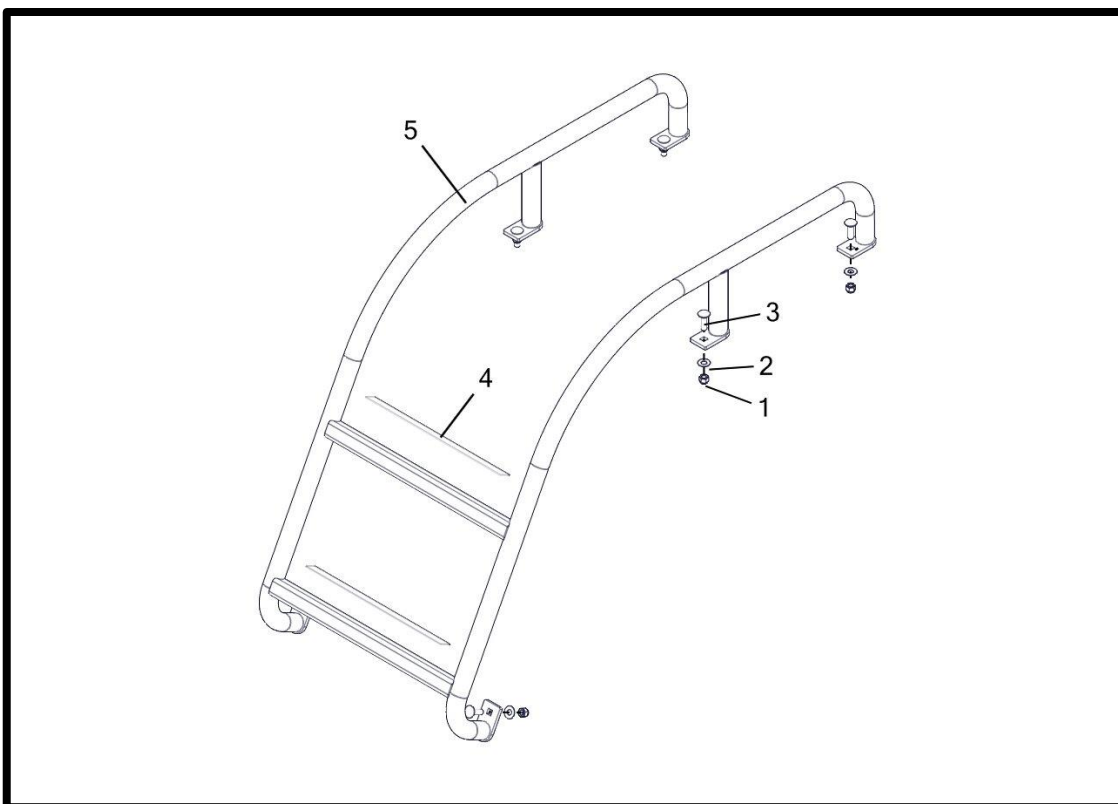
ITEM NO.	Qty	Part Number	Description
1	26	P000098	Bolt - 3/8-16 x 1 x 1 Carriage (F593 304 S/S FB) * †
2	28	P000105	Nut - 3/8-16 Hex Nylon Lock (F594 316 S/S FB) * †
3	1	P000186__	Tank - Poly 9 Ton (Shown)
	1	P000185__	Tank - Poly 6 Ton
4	2	P000416	Bolt - 3/8-16 x 1.25 x 1 Hex (F593 304 S/S FB) * †
5	1	W000095	Ladder - Twin Auger (9Ton) (16-24 Row) (Shown)
		W000094	Ladder - Single Auger (9Ton) (8-12 Row)
		W000096	Ladder - Single Auger (6Ton) (8-12 Row)
		W000097	Ladder - Twin Auger (6Ton) (16-24 Row)

HARDWARE SHOWN INCLUDED IN K000002 (SINGLE AUGER) (\*)  
OR K000003 (TWIN AUGER) (†)

## A000314 - HANDRAIL – 6 TON



## A000313 - HANDRAIL – 9 TON



**A000314 - HANDRAIL – 6 TON**

ITEM NO.	Qty.	Part Number	Description
1	4	P000105	Nut - 3/8-16 Hex Nylon Lock (F594 316 S/S FB) *
2	4	P000111	Washer - 3/8" Flat (0.875" OD) (18-8 S/S FB) *
3	4	P000303	Bolt - 3/8-16 x 1.25 x 1 Carriage (F593 304 S/S FB) *
4	2	P000473	Decal - Anti-Slip Safety Tape (1" x 13") Black 36g
5	1	W000326__	Rail - 6 Ton Tank Hand

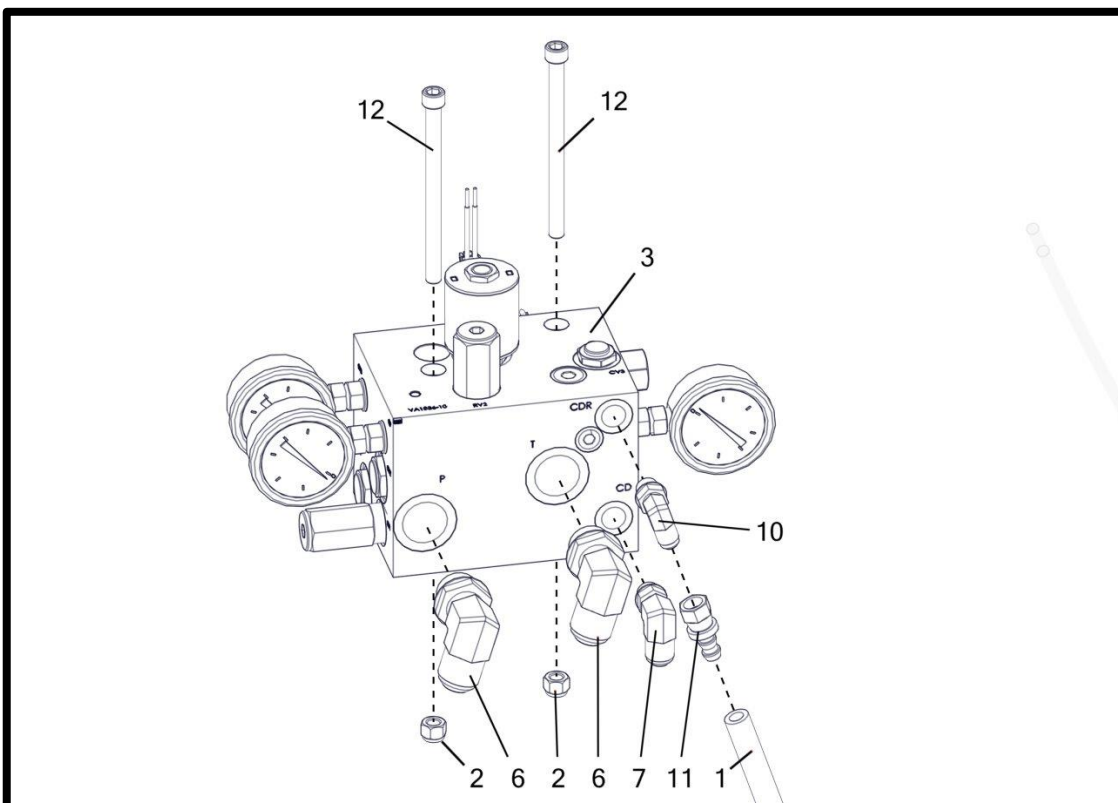
HARDWARE SHOWN INCLUDED IN K000056 (\*)

**A000313 - HANDRAIL – 9 TON**

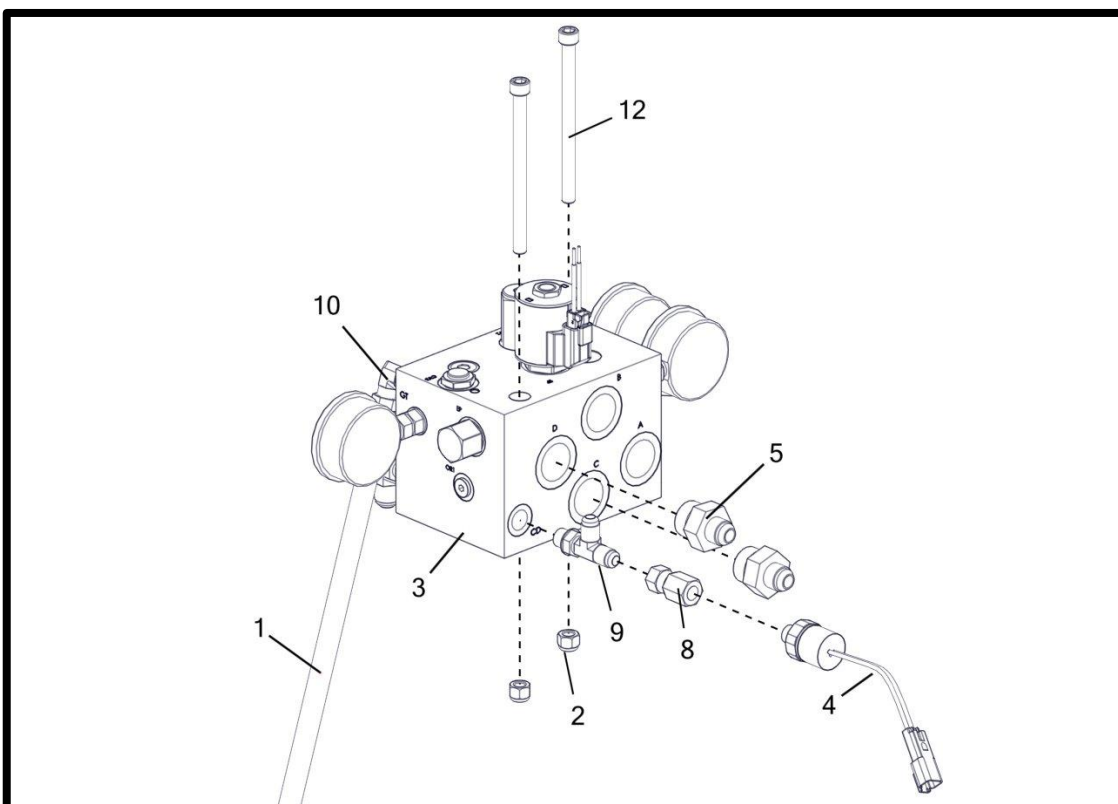
ITEM NO.	Qty.	Part Number	Description
1	6	P000105	Nut - 3/8-16 Hex Nylon Lock (F594 316 S/S FB) *
2	6	P000111	Washer - 3/8" Flat (0.875" OD) (18-8 S/S FB) *
3	6	P000303	Bolt - 3/8-16 x 1.25 x 1 Carriage (F593 304 S/S FB) *
4	2	P000473	Decal - Anti-Slip Safety Tape (1" x 13") Black 36g
5	1	W000325__	Rail - 9 Ton Tank Hand

HARDWARE SHOWN INCLUDED IN K000059 (\*)

## HYDRAULIC BLOCK FRONT



## HYDRAULIC BLOCK REAR



## HYDRAULIC BLOCK FITTINGS AND HARDWARE

ITEM NO.	Qty.	Part Number	Description
1	1	M001042	Hose - Manifold Case Drain Bypass
2	2	P000105	Nut - 3/8-16 Hex Nylon Lock (F594 316 S/S FB) * †
3	1	P000352	Manifold - Hydraulic Control
4	1	P000378	Switch - Hyd Pressure Sensor (15-35 PSI) (Case Drain)
5	2	P000384	Fitting - Hyd - #12 M O-Ring x M #8 JIC Straight ‡
		P002585	O-Ring - #12 Buna (4000-12)
6	2	P000385	Fitting - Hyd - #12 M JIC x #12 M O-Ring Elbow 90 ‡
		P002585	O-Ring - #12 Buna (4000-12)
7	1	P000386	Fitting - Hyd - #6 M O-Ring x #8 M JIC Elbow 90 ‡
		P002582	O-Ring - #6 Buna (4000-06)
8	1	P000388	Fitting - Hyd - #6 F JIC x 1/4" F Pipe Adapter Union ‡
9	1	P000389	Fitting - Hyd - 1&3=#6 M JIC, 2=#6 M O-Ring Tee ‡
		P002582	O-Ring - #6 Buna (4000-06)
10	1	P000390	Fitting - Hyd - #6 M O-Ring x #6 M JIC Elbow 90 ‡
		P002582	O-Ring - #6 Buna (4000-06)
11	1	P000391	Fitting - #6 F JIC Adapter to 3/8" Push-Lock Barb ‡
12	2	P000619	Bolt - 3/8-16 x 5 x 1 Socket Head (F593 316 S/S FB) * †

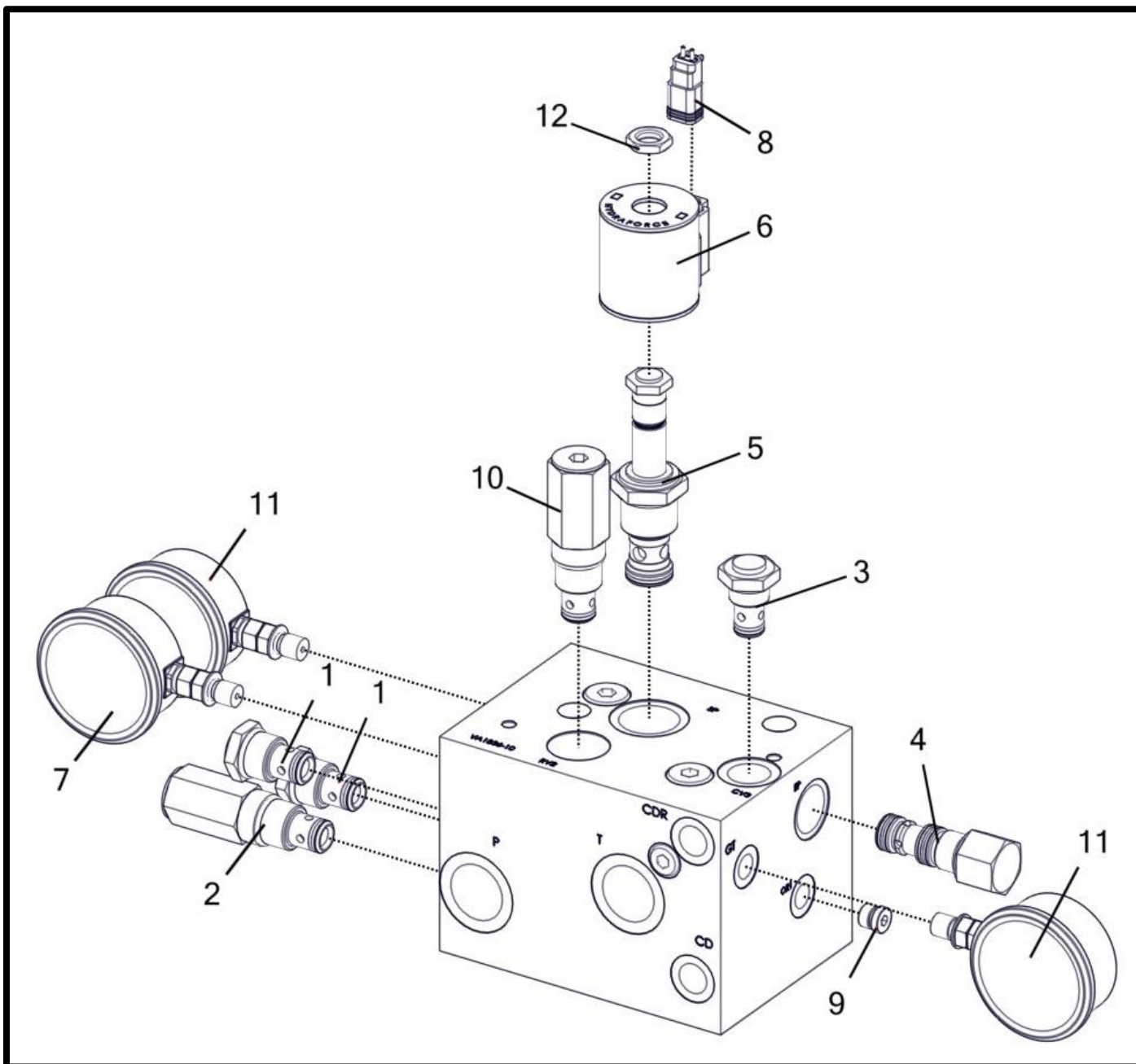
HARDWARE SHOWN INCLUDED IN K002128 (SINGLE AUGER) (\*)

OR K002081 (TWIN AUGER) (†)

FITTINGS SHOWN ARE FOUND IN K000031 (‡)



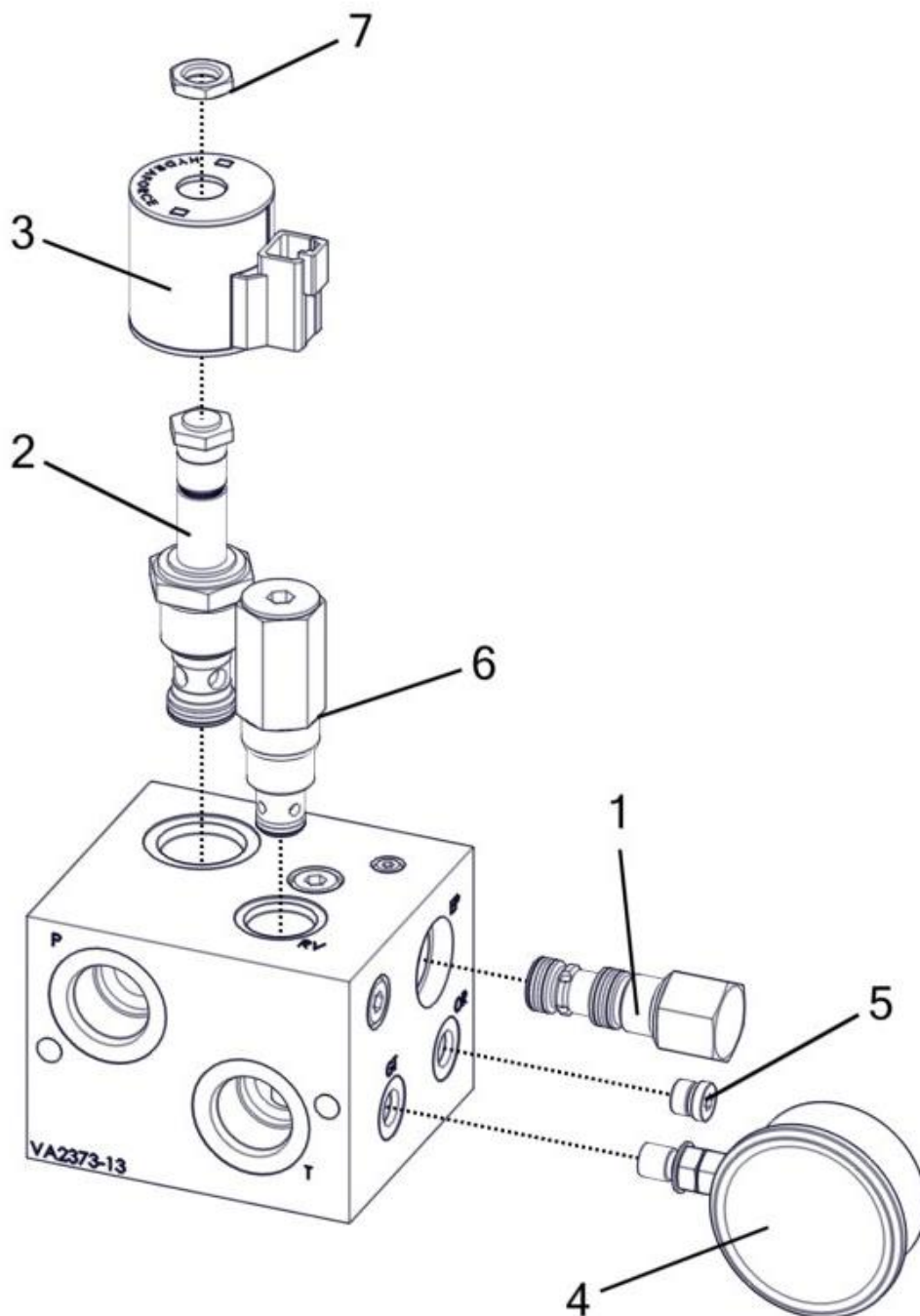
## HYDRAULIC BLOCK COMPONENTS (P000352)



## HYDRAULIC BLOCK COMPONENTS (P000352)

ITEM NO.	Qty	Part Number	Description
1	2	P000355	Valve - Hyd. - #10 Size Check, 20 GPM, 10 PSI (565845)
		P002568	Kit - 565803 Replacement Seal
2	1	P000356	Valve - Hyd. - #10 Size Relief Differential, Poppet, 20 GPM, 3000 PSI (889553)
		P002568	Kit - 565803 Replacement Seal
3	1	P000358	Valve - Hyd. - #8 Size Check, 8 GPM, 25PSI (02-171258)
		P002569	Kit - 02-165875 Replacement Seal
4	1	P000359	Valve - Hyd. - #10 Size EP Logic Element, 20 GPM, 80 PSI (EPFR50-S35-0-N-80)
		P002570	Kit - SK10-3N-MM Replacement Seal
5	1	P000360	Valve - Hyd. - #12 Size Proportional Control, 2-Way, NC, Poppet (PWM) (SP12-20-0-N-00)
		P002571	Kit - SK12-2N-T Replacement Seal
6	1	P000361	E-Coil - #10, 12 VDC, Deutsch DT04-2P (4303712)
7	1	P000362	Gauge - Hyd. - 3000 PSI #4 O-Ring (7/16"-20)
		P002581	O-Ring - #4 Buna (4000-04)
8	1	P000363	Harness - 2 Pin Deutsch w/ 9" Leads (DT06-2S)
9	1	P000787	Plug - Hyd. - #04 O-Ring 6408-HHP-04
		P002581	O-Ring - #4 Buna (4000-04)
10	1	P000947	Valve - Hyd. - 10 Size Relief Differential Poppet 20 GPM, 750 PSI RV3-10-1-0-9/7.5
		P002568	Kit - 565803 Replacement Seal
11	2	P002411	Gauge - Hyd. - 1500 PSI #4 O-Ring (7/16"-20)
		P002581	O-Ring - #4 Buna (4000-04)
12	1	P002517	Nut - Coil 7004400

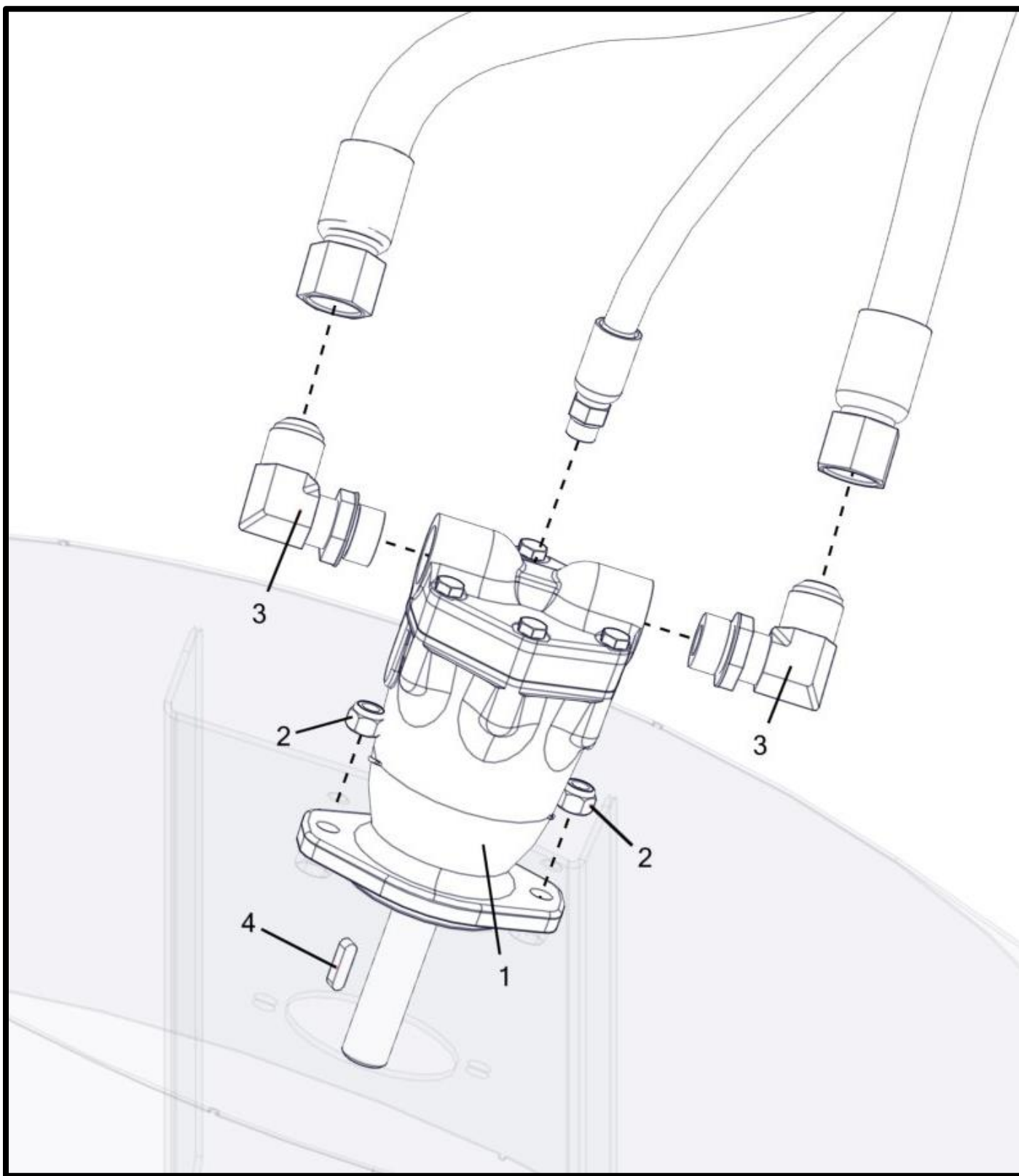
## TWO SECTION SECONDARY BLOCK (P000718)



## TWO SECTION SECONDARY BLOCK (P000718)

ITEM NO.	Qty	Part Number	Description
1	1	P000359	Valve - Hyd. - #10 Size EP Logic Element, 20 GPM, 80 PSI (EPFR50-S35-0-N-80)
		P002570	Kit - SK10-3N-MM Replacement Seal
2	1	P000360	Valve - Hyd. - #12 Size Proportional Control, 2-Way, NC, Poppet (PWM) (SP12-20-0-N-00)
		P002571	Kit - SK12-2N-T Replacement Seal
3	1	P000361	E-Coil - #10, 12 VDC, Deutsch DT04-2P (4303712)
4	1	P002411	Gauge - Hyd. - 1500 PSI #4 O-Ring (7/16"-20)
		P002581	O-Ring - #4 Buna (4000-04)
5	1	P000787	Plug - Hyd. - #04 O-Ring 6408-HHP-04
		P002581	O-Ring - #4 Buna (4000-04)
6	1	P000947	Valve - Hyd. - 10 Size Relief Differential Poppet 20 GPM, 750 PSI RV3-10-1-0-9/7.5
		P002568	Kit - 565803 Replacement Seal
7	1	P002517	Nut - Coil 7004400

## FAN MOTOR



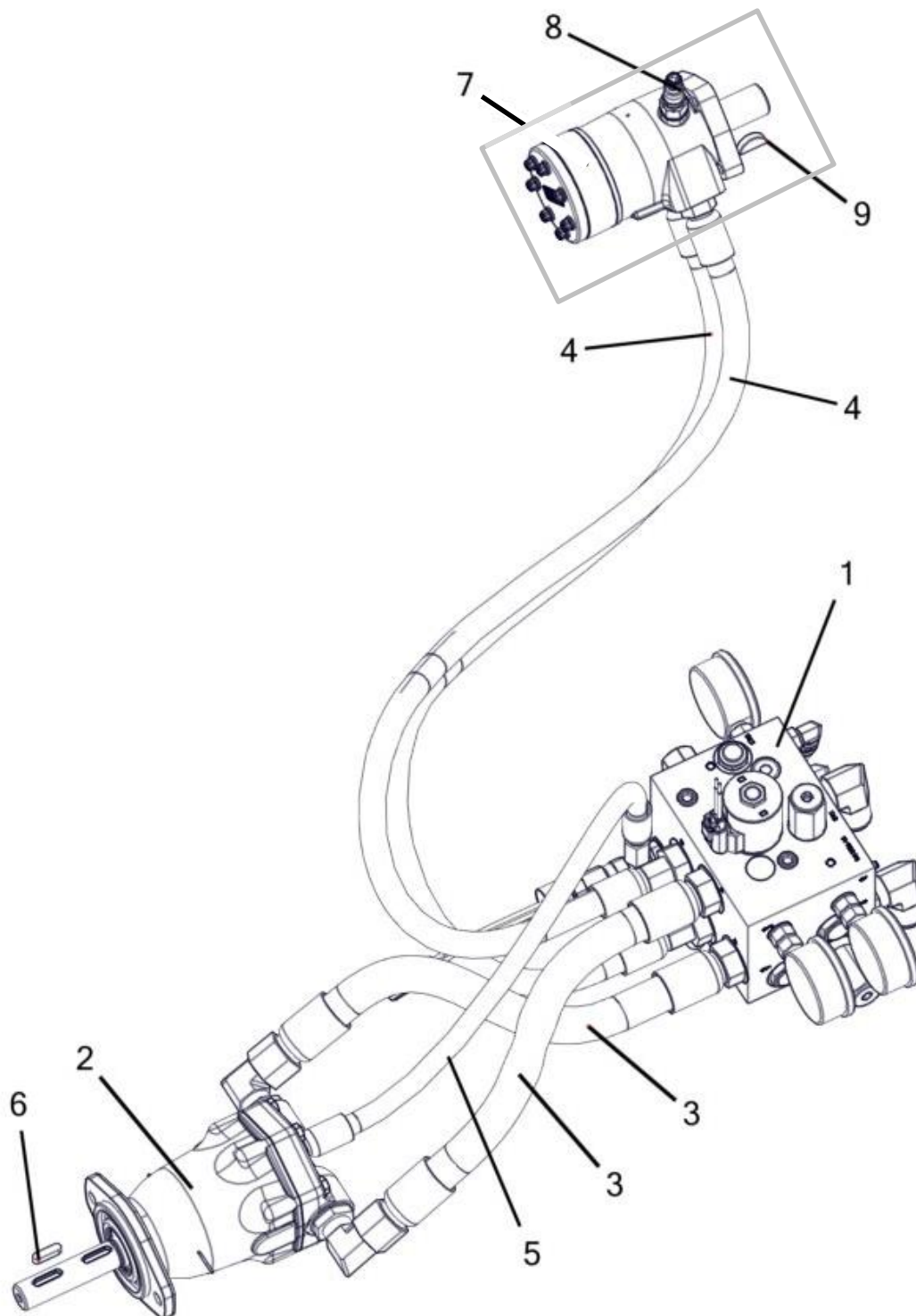
## FAN MOTOR

ITEM NO.	Qty.	Part Number	Description
1	1	P000353	Motor - Eaton 8 & 12 Row Fan (74115) w/Key (Not Shown)
	1	P000354	Motor - Eaton 16 & 24 Row Fan (74118) w/Key (Shown)
2	2	P000369	Nut - 7/16-14 Hex Nylon Lock (F594 316 S/S FB) *
3	2	P000385	Fitting - Hyd - #12 M JIC x #12 M O-Ring Elbow 90 †
		P002585	O-Ring - #12 Buna (4000-12)
4	1	P000784	Key - .25"x.25"x1"

HARDWARE SHOWN INCLUDED IN K000005 (\*)  
FITTINGS SHOWN ARE INCLUDED IN K000031 (†)



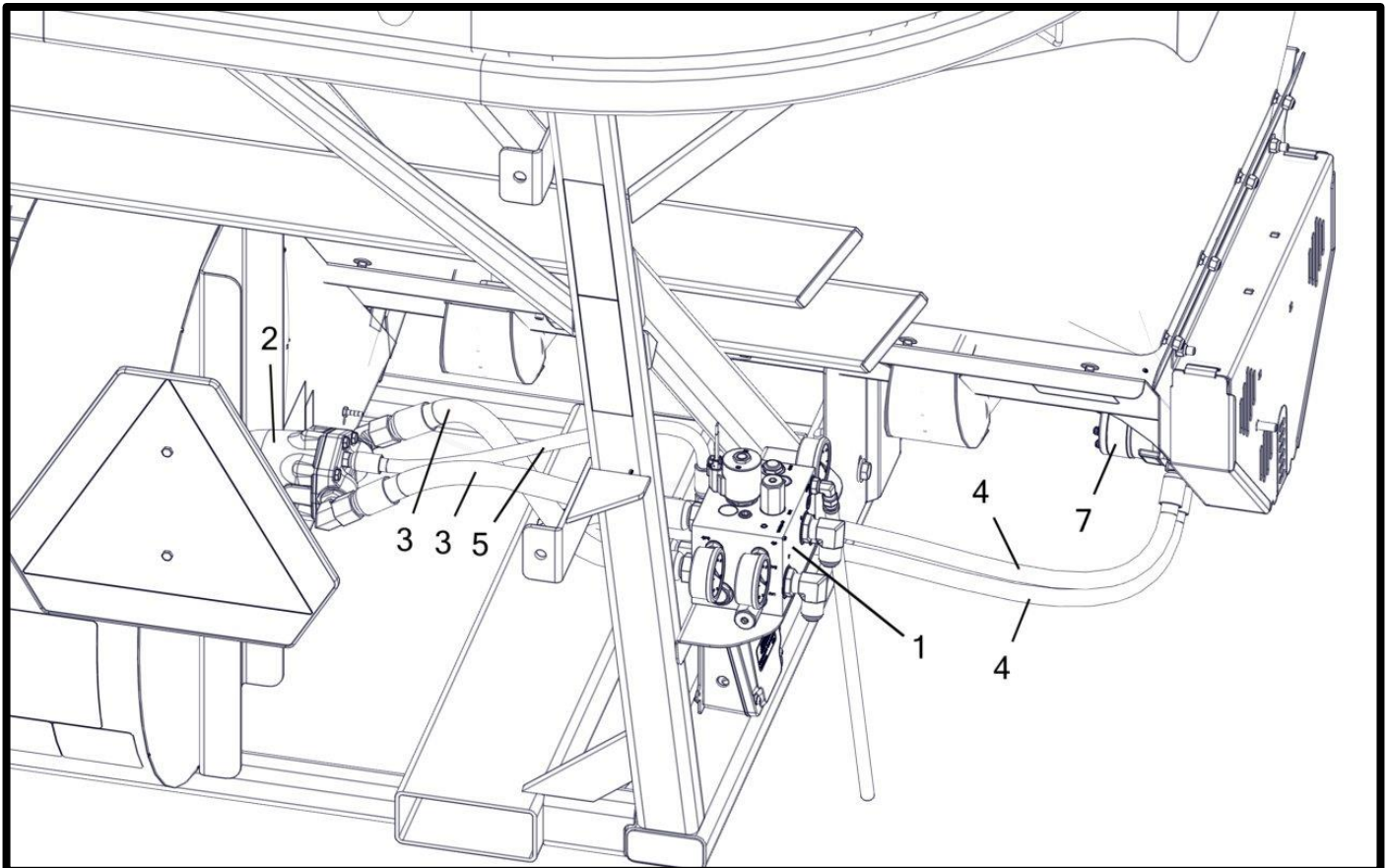
## HYDRAULIC HOSES AND MOTORS



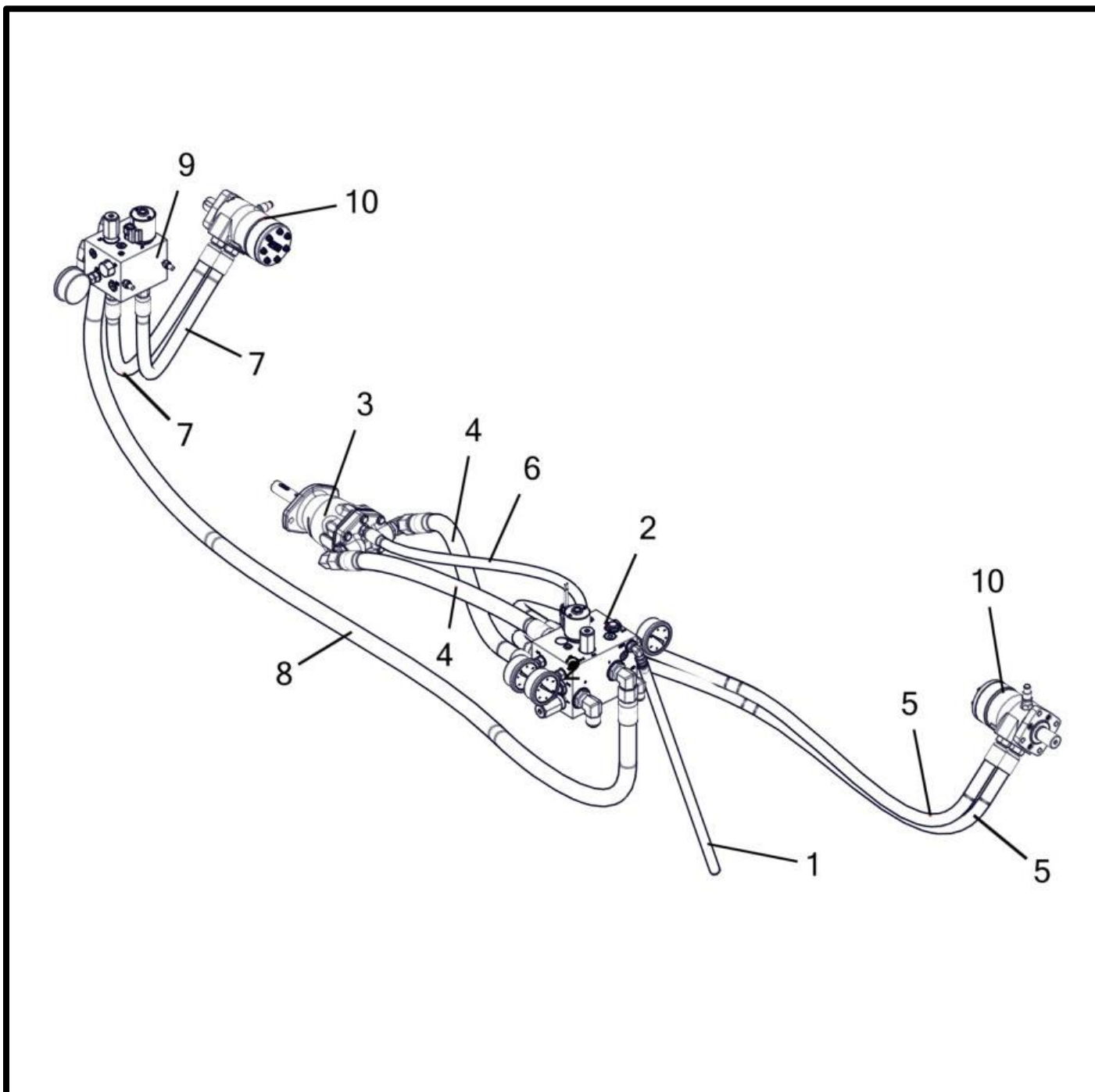
## HYDRAULIC HOSES AND MOTORS

ITEM NO.	Qty	Part Number	Description
1	1	P000352	Manifold - Hydraulic Control
2	1	P000353	Motor - Eaton 8 & 12 Row Fan (74115) w/Key (Not Shown)
	1	P000354	Motor - Eaton 16 & 24 Row Fan (74118) w/Key (Shown)
3	2	P000381	Hose - Hydraulic 3/4" x 20" (#12 M O-Ring Rigid x JIC #12 F Swivel) *
		P002585	O-Ring - #12 Buna (4000-12)
4	2	P000382	Hose - Hydraulic 1/2" x 52" (#10 M O-Ring x #8 F JIC Swivel) *
		P002584	O-Ring - #10 Buna (4000-10)
5	1	P000383	Hose - Hydraulic 3/8" x 24" (#6 M O-Ring x JIC #6 F Swivel) *
		P002582	O-Ring - #6 Buna (4000-06)
6	1	P000784	Key - .25"x.25"x1"
7	1	P000806	Motor - Hyd. Motor Auger (Gen I) w/ Speed Sensor w/Key (101-3931-009)
8	1	P000926	Sensor - Char-Lynn Motor Speed Sensor (60 Pulse)
9	1	P002694	Key - Woodruff .25" x 1" #15

### HOSES SHOWN INCLUDED IN K000031 (\*)



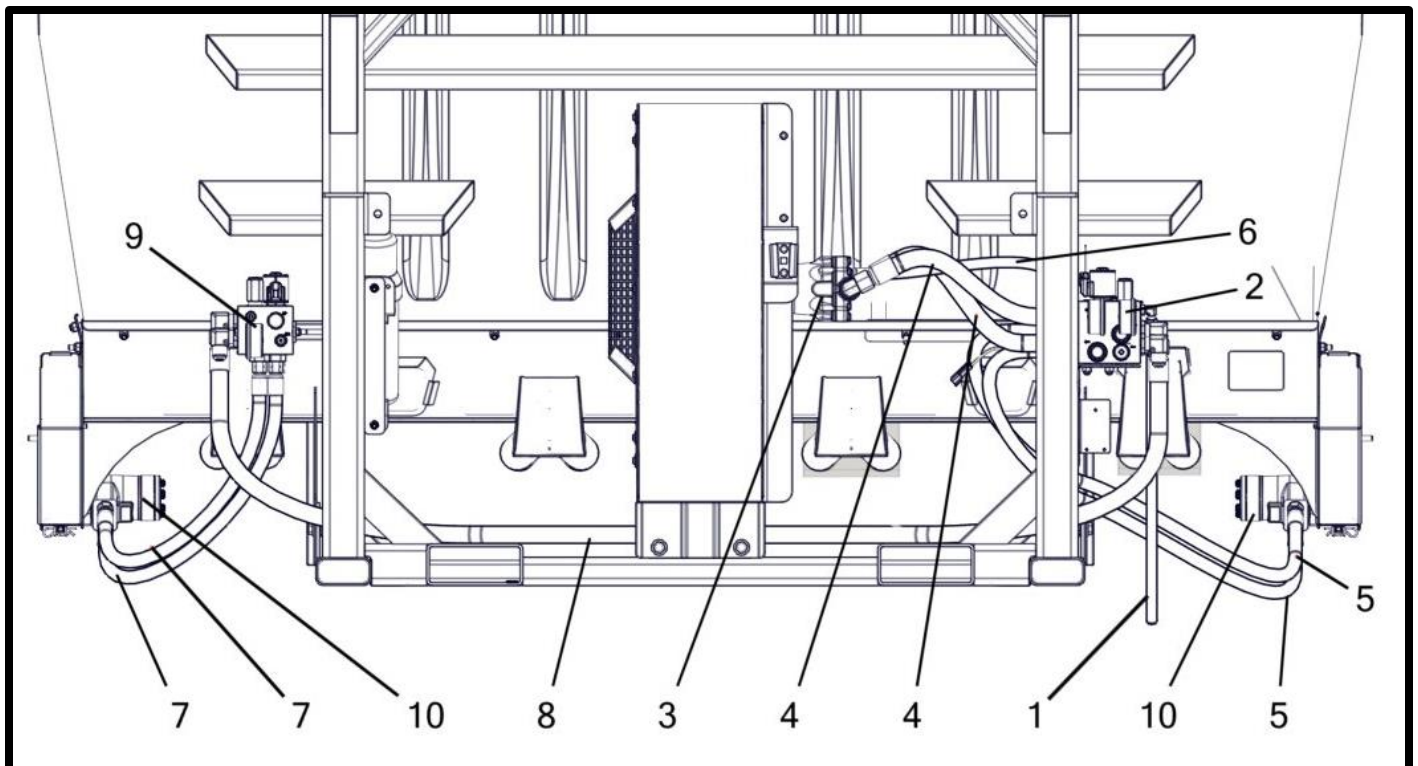
## TWO SECTION HYDRAULIC HOSES AND MOTORS



## TWO SECTION HYDRAULIC HOSES AND MOTORS

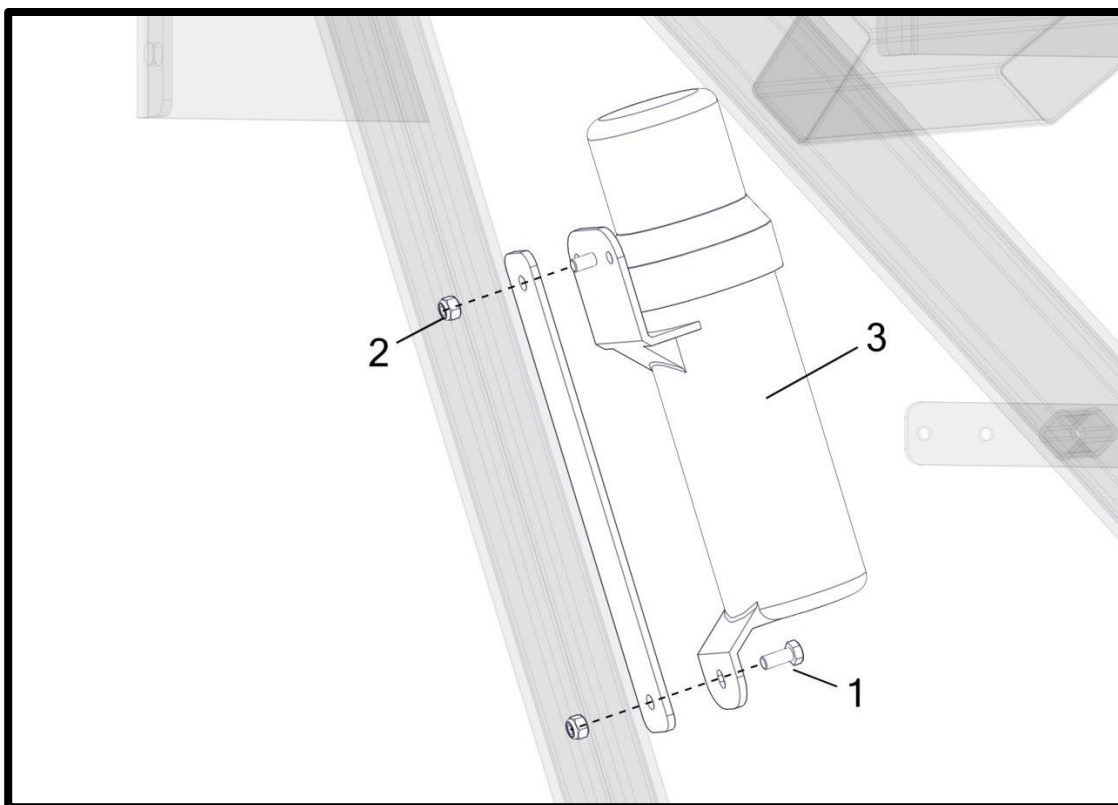
ITEM NO.	Qty	Part Number	Description
1	1	M001042	Hose - Manifold Case Drain Bypass
2	1	P000352	Manifold - Hydraulic Control
3	1	P000353	Motor - Eaton 8 & 12 Row Fan (74115) w/Key (Not Shown)
	1	P000354	Motor - Eaton 16 & 24 Row Fan (74118) w/Key (Shown)
4	2	P000381	Hose - Hydraulic 3/4" x 20" (#12 Male O-ring x #12 Female JIC Swivel) *
		P002585	O-Ring - #12 Buna (4000-12)
5	2	P000382	Hose - Hydraulic 1/2" x 52" (#10 Male O-ring x #8 Female JIC Swivel) *
		P002584	O-Ring - #10 Buna (4000-10)
6	1	P000383	Hose - Hydraulic 3/8" x 24" (#6 Male O-ring x #6 Female JIC Swivel) *
		P002582	O-Ring - #6 Buna (4000-06)
7	2	P000714	Hose - Hydraulic 1/2" x 36" (#10 Male O-ring x #8 Female JIC Swivel)
		P002584	O-Ring - #10 Buna (4000-10)
8	1	P000715	Hose - Hydraulic 3/4" x 92" (#12 Female JIC Swivel x #12 Female JIC Swivel)
9	1	P000718	Valve - Electric Hydraulic Block Manifold (PWM Closed)
10	2	P000806	Motor - Hyd. Motor Auger (Gen I) w/ Speed Sensor w/Key (101-3931-009)

### HOSES SHOWN INCLUDED IN K000031 (\*)

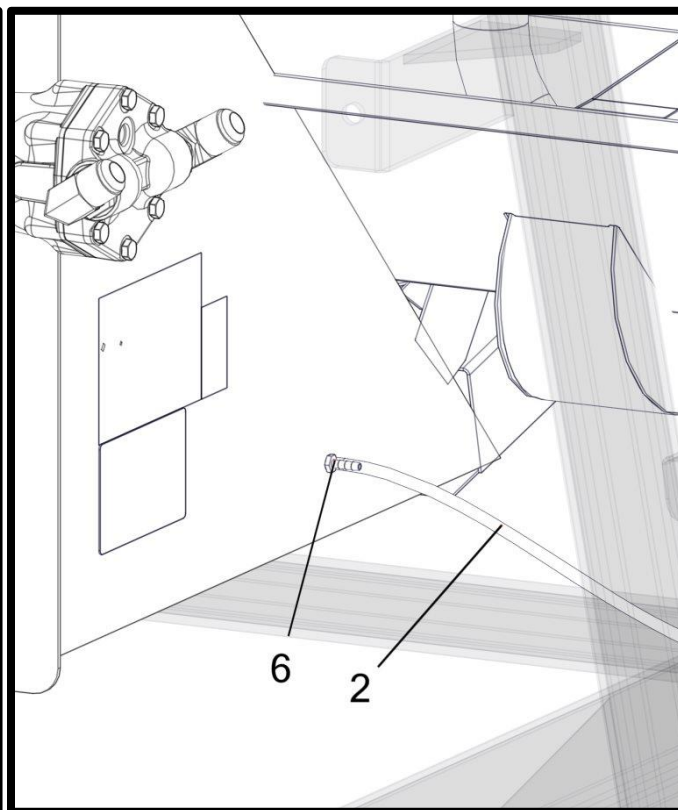
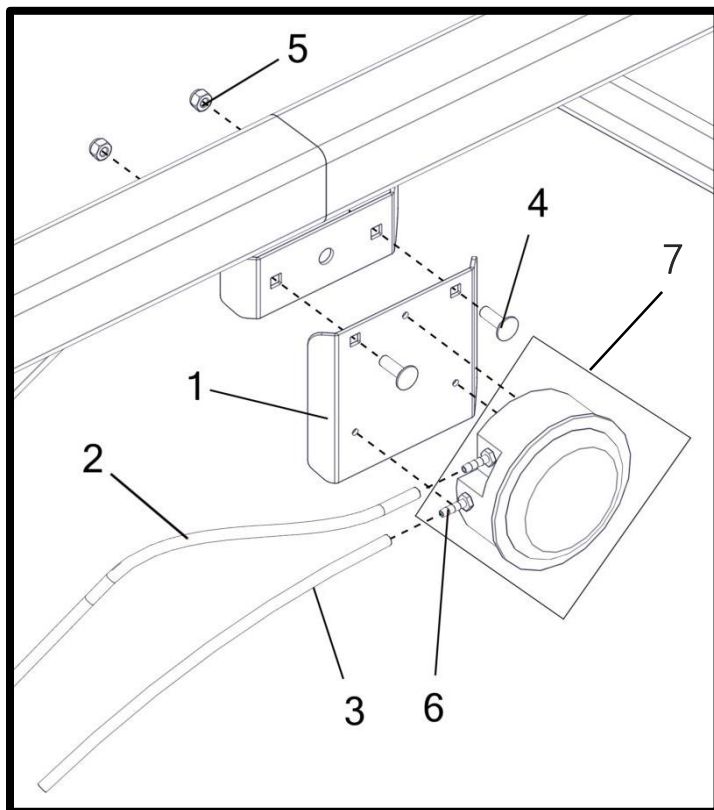




## MANUAL HOLDER



## AIR GAUGE



## MANUAL HOLDER

ITEM NO.	Qty.	Part Number	Description
1	2	P000093	Bolt - 5/16-18 x 0.75 x 0.75 Hex (F593 304 S/S FB) *
2	2	P000104	Nut - 5/16-18 Hex Nylon Lock (F594 316 S/S FB) *
3	1	P000317	Holder - Instruction Manual

HARDWARE SHOWN INCLUDED IN K000027 (\*)

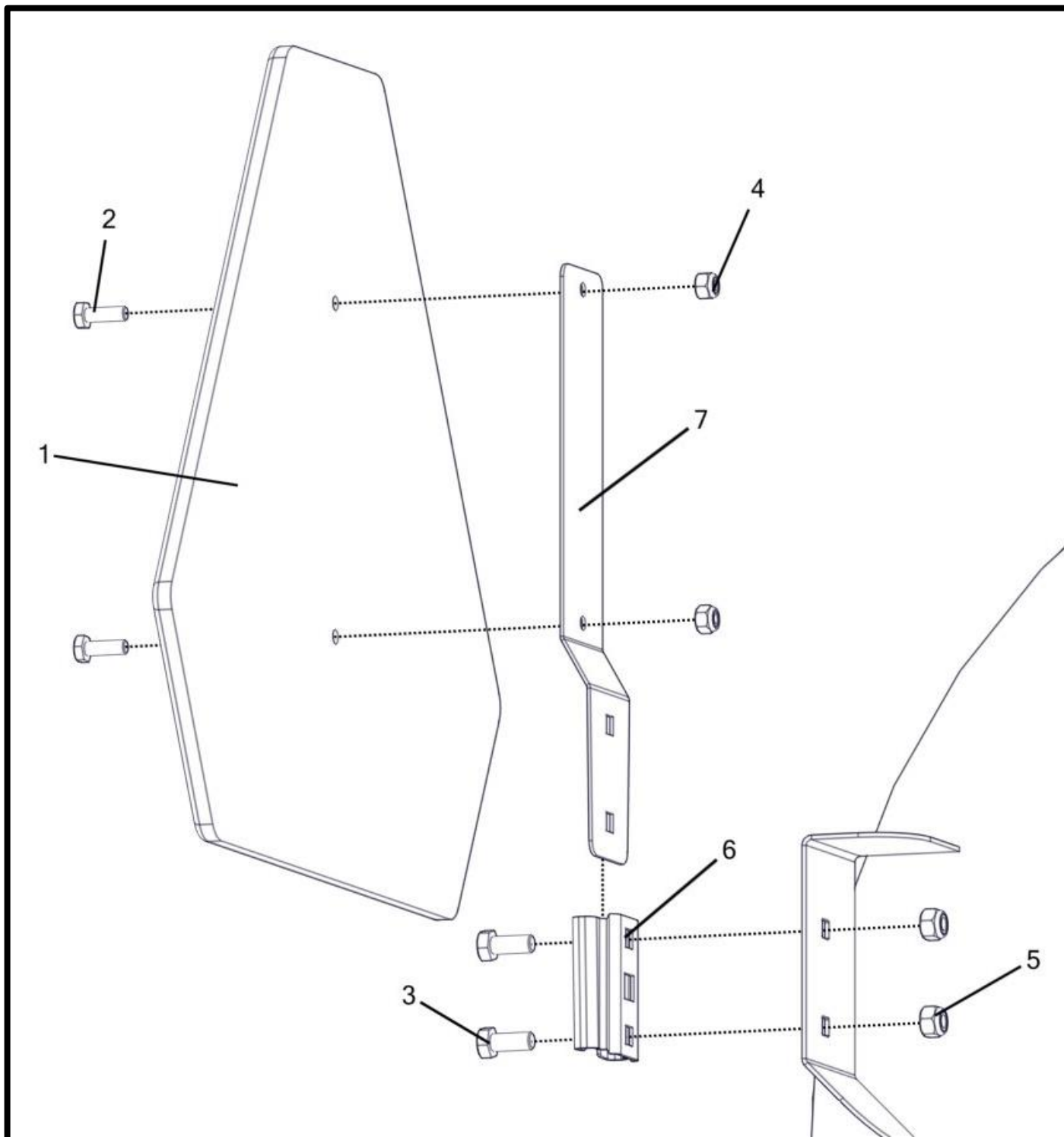
## AIR GAUGE

ITEM NO.	Qty	Part Number	Description
1	1	M000054__	Mount - Pressure Gauge
2	1	M001043	Hose - Air Gauge Fan Tube
3	1	M001044	Hose - Air Gauge Breather Tube
4	2	P000094	Bolt - 5/16-18 x 1 x 1 Carriage (F593 304 S/S FB) *
5	2	P000104	Nut - 5/16-18 Hex Nylon Lock (F594 316 S/S FB) *
6	3	P000125	Fitting - Air - 3/16" Hose Barb x 1/8 NPT
7	1	P000154	Air Gauge - Dwyer 0-30" WC

HARDWARE SHOWN INCLUDED IN K000027 (\*)



## SLOW MOVING VEHICLE (SMV) SIGN

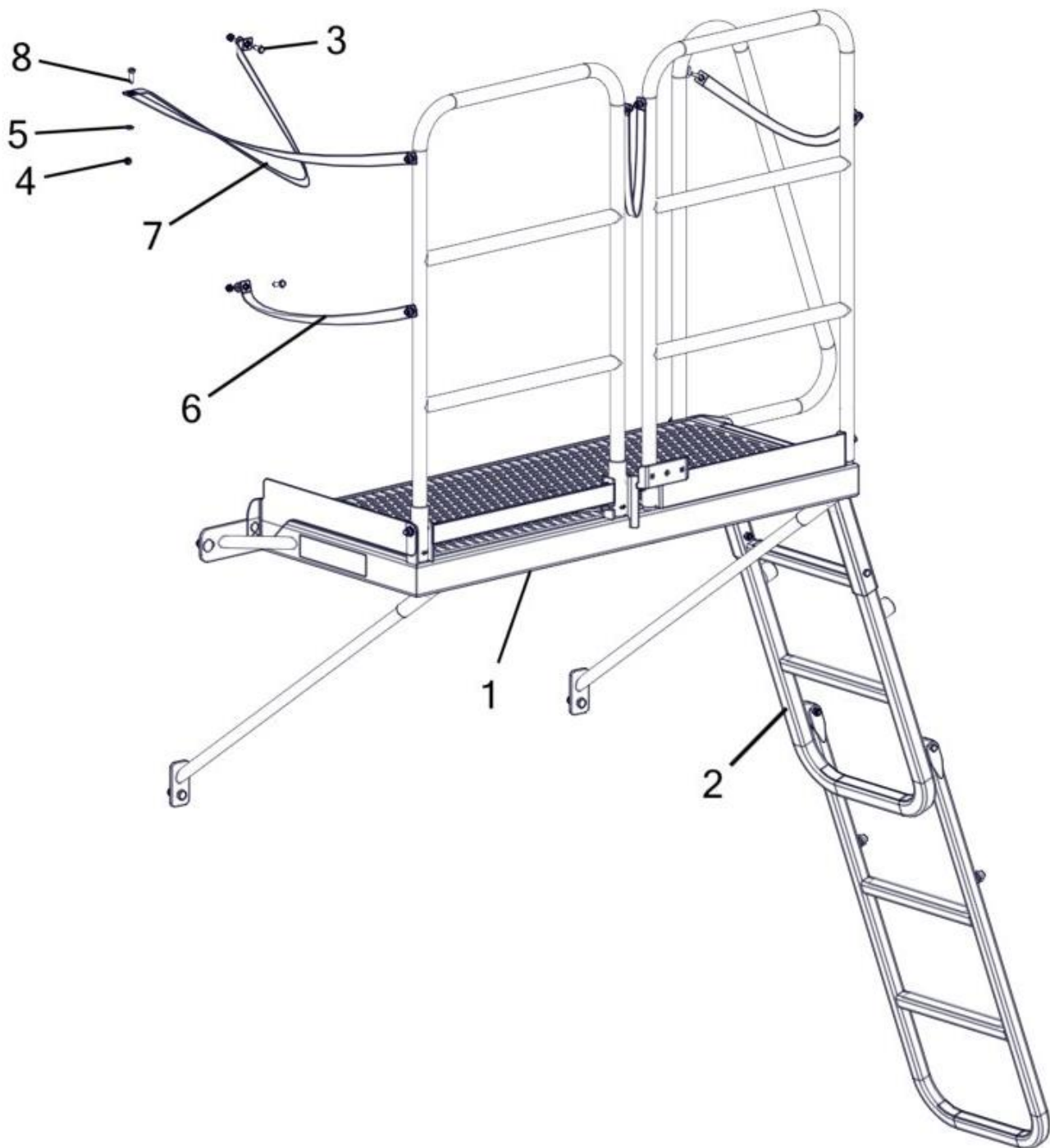


## SLOW MOVING VEHICLE (SMV) SIGN

ITEM NO.	Qty	Part Number	Description
1	1	P000023	Sign - SMV Plastic
2	2	P000090	Bolt - 1/4-20 x 0.75 x 0.75 Hex (F593 304 S/S FB) *
3	2	P000093	Bolt - 5/16-18 x 0.75 x 0.75 Hex (F593 304 S/S FB) *
4	2	P000103	Nut - 1/4-20 Hex Nylon Lock (F594 316 S/S FB) *
5	2	P000104	Nut - 5/16-18 Hex Nylon Lock (F594 316 S/S FB) *
6	1	P002480	Bracket - SMV Socket
7	1	P002589	Bracket - SMV Spade

HARDWARE SHOWN INCLUDED IN K002138 (\*)

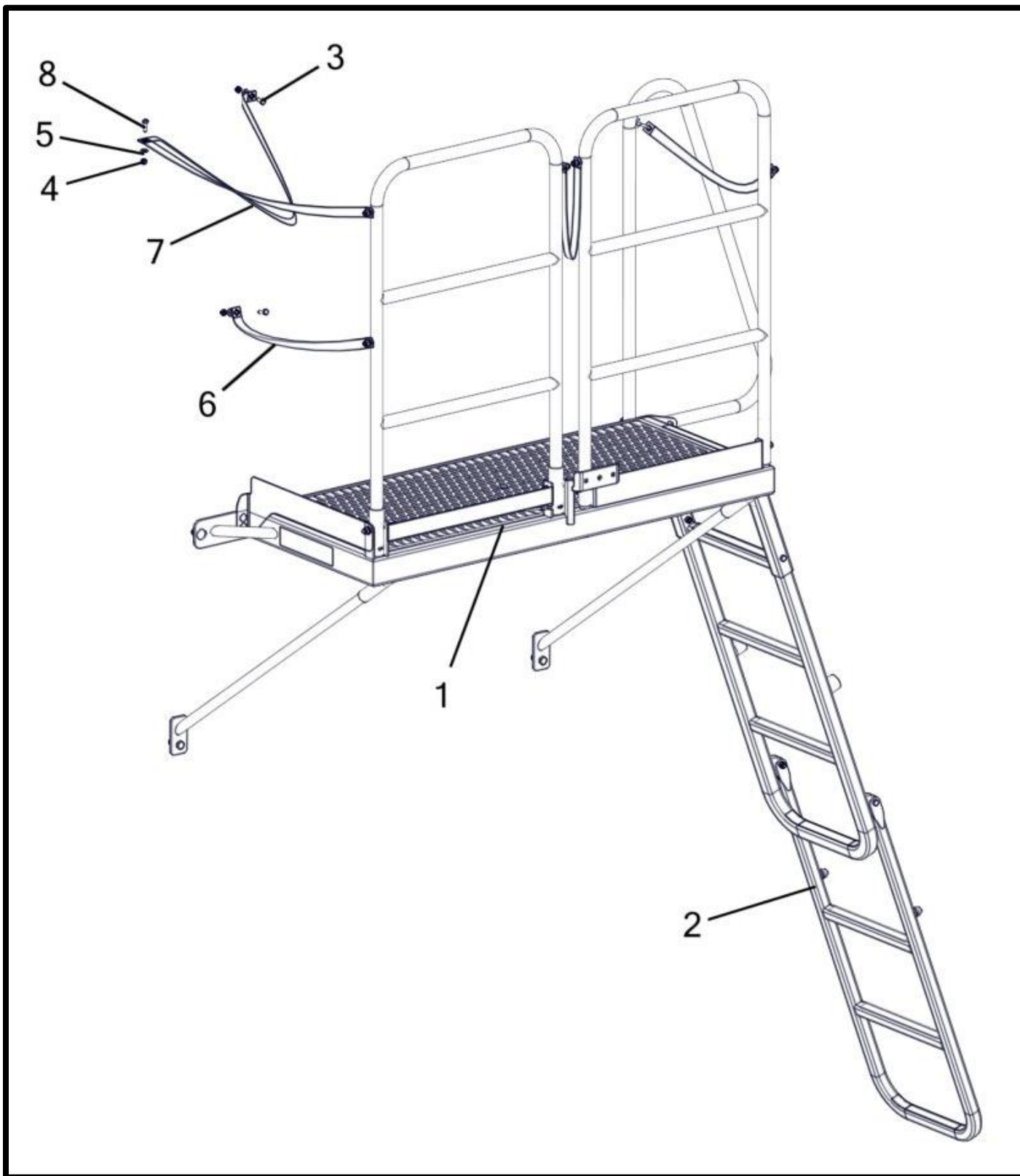
## A002399 - Deck - 6 Ton Folding Complete (S/S Hardware)



## A002399 - Deck - 6 Ton Folding Complete (S/S Hardware)

ITEM NO.	Qty	Part Number	Description
1	1	A002355__	Deck - Universal Assembled (S/S Hardware)
2	1	A002356__	Ladder - 6 Ton Folding (S/S Hardware)
3	1	P000093	Bolt - 5/16-18 x 0.75 x 0.75 Hex (F593 304 S/S FB)
4	3	P000104	Nut - 5/16-18 Hex Nylon Lock (F594 316 S/S FB)
5	3	P000109	Washer - 5/16" Flat (0.75" OD) (18-8 S/S FB)
6	1	P000444	Strap - 1" X 23" Safety
7	1	P000447	Strap - Lid/Deck Folding Top (60")
8	2	P000711	Bolt - 5/16-18 x 1 x 0.875 Hex (F593 304 S/S FB)

## A002400 - Deck - 9 Ton Folding Complete (S/S Hardware)

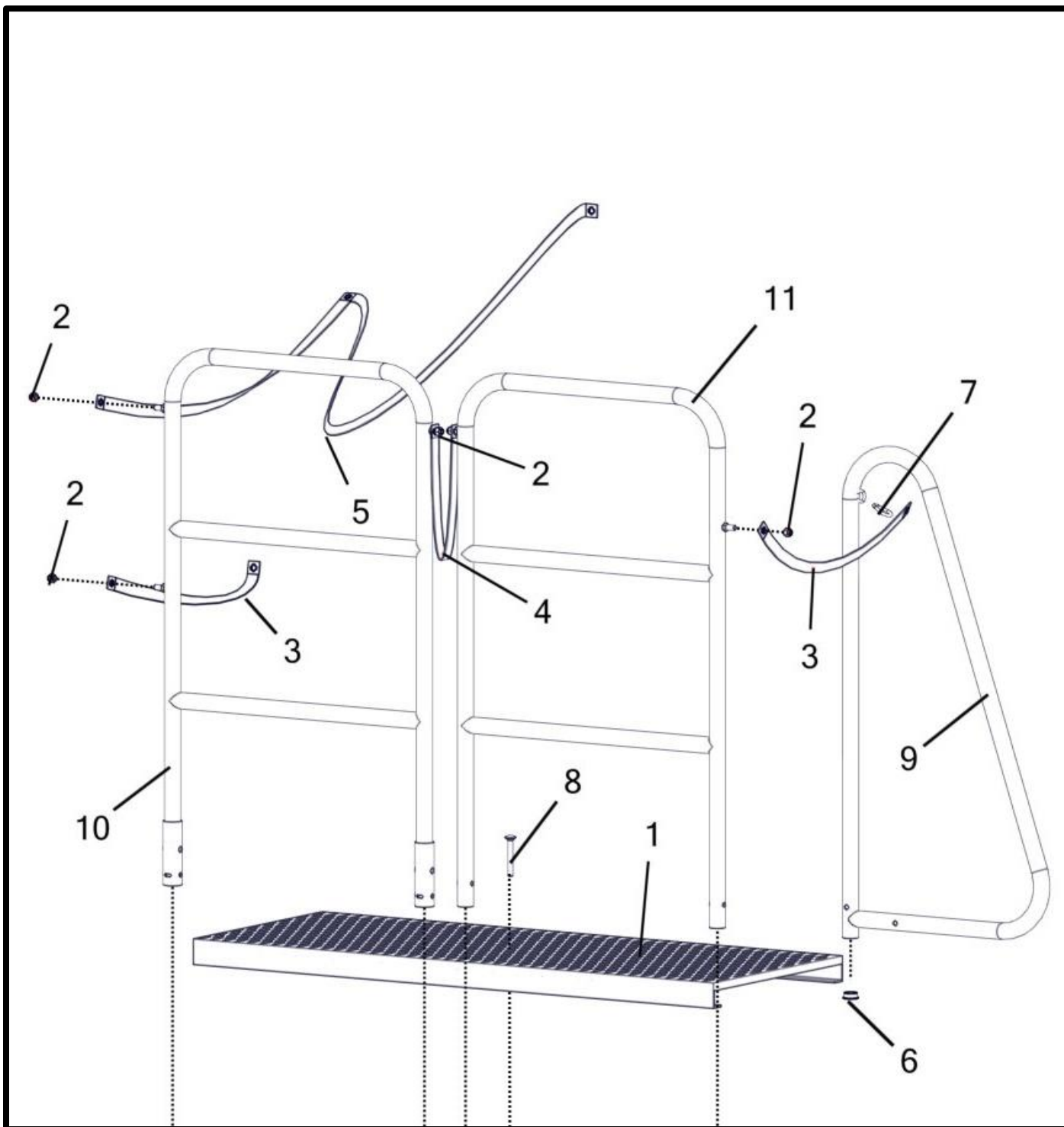


## A002400 - Deck - 9 Ton Folding Complete (S/S Hardware)

ITEM NO.	Qty	Part Number	Description
1	1	A002355__	Deck - Universal Assembled (S/S Hardware)
2	1	A002357__	Ladder - 9 Ton Folding (S/S Hardware)
3	1	P000093	Bolt - 5/16-18 x 0.75 x 0.75 Hex (F593 304 S/S FB)
4	3	P000104	Nut - 5/16-18 Hex Nylon Lock (F594 316 S/S FB)
5	3	P000109	Washer - 5/16" Flat (0.75" OD) (18-8 S/S FB)
6	1	P000444	Strap - 1" X 23" Safety
7	1	P000447	Strap - Lid/Deck Folding Top (60")
8	2	P000711	Bolt - 5/16-18 x 1 x 0.875 Hex (F593 304 S/S FB)



## DECK – UPPER SECTION

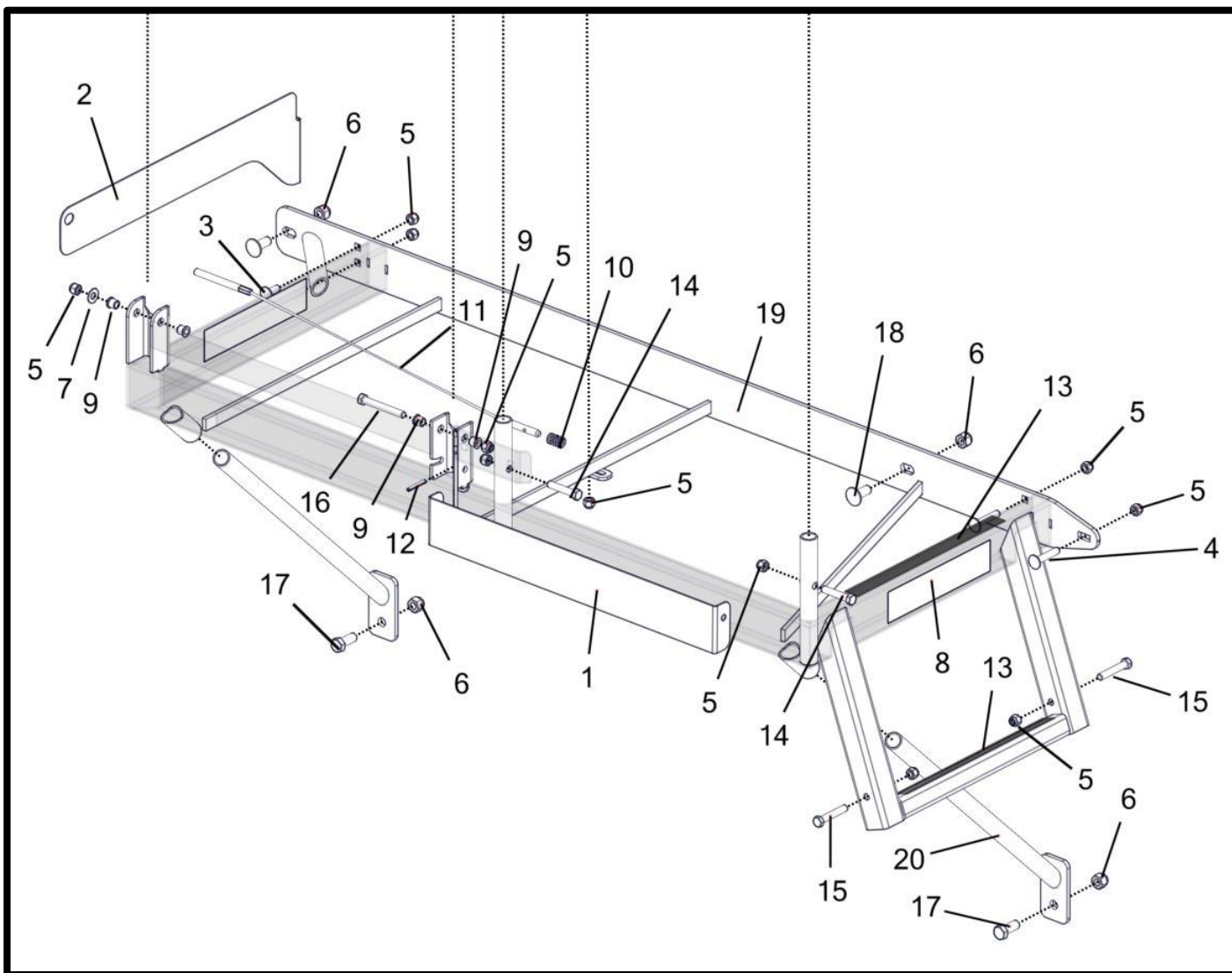


## DECK – UPPER SECTION

ITEM NO.	Qty	Part Number	Description
1	1	M000922	Grate - Deck Platform
2	5	P000105	Nut - 3/8-16 Hex Nylon Lock (F594 316 S/S FB) *
3	2	P000444	Strap - Deck Folding Center (23")
4	1	P000445	Strap - 1" X 16" Safety
5	1	P000447	Strap - Lid/Deck Folding Top (60")
6	1	P000458	Cap - Plastic Insert - 1-1/4 x 13 Gauge
7	1	P000464	Connector - Chain Spring Clip (S/S)
8	1	P000467	Bolt - 3/8-16 x 3 x 1 Carriage (F593 304 S/S FB) *
9	1	W000262	Rail - Deck/Ladder Grab__
10	1	W002490	Rail - Folding Deck__
11	1	W002491	Rail - Rigid Deck__

HARDWARE SHOWN INCLUDED IN K002078 (\*)

## DECK – LOWER SECTION

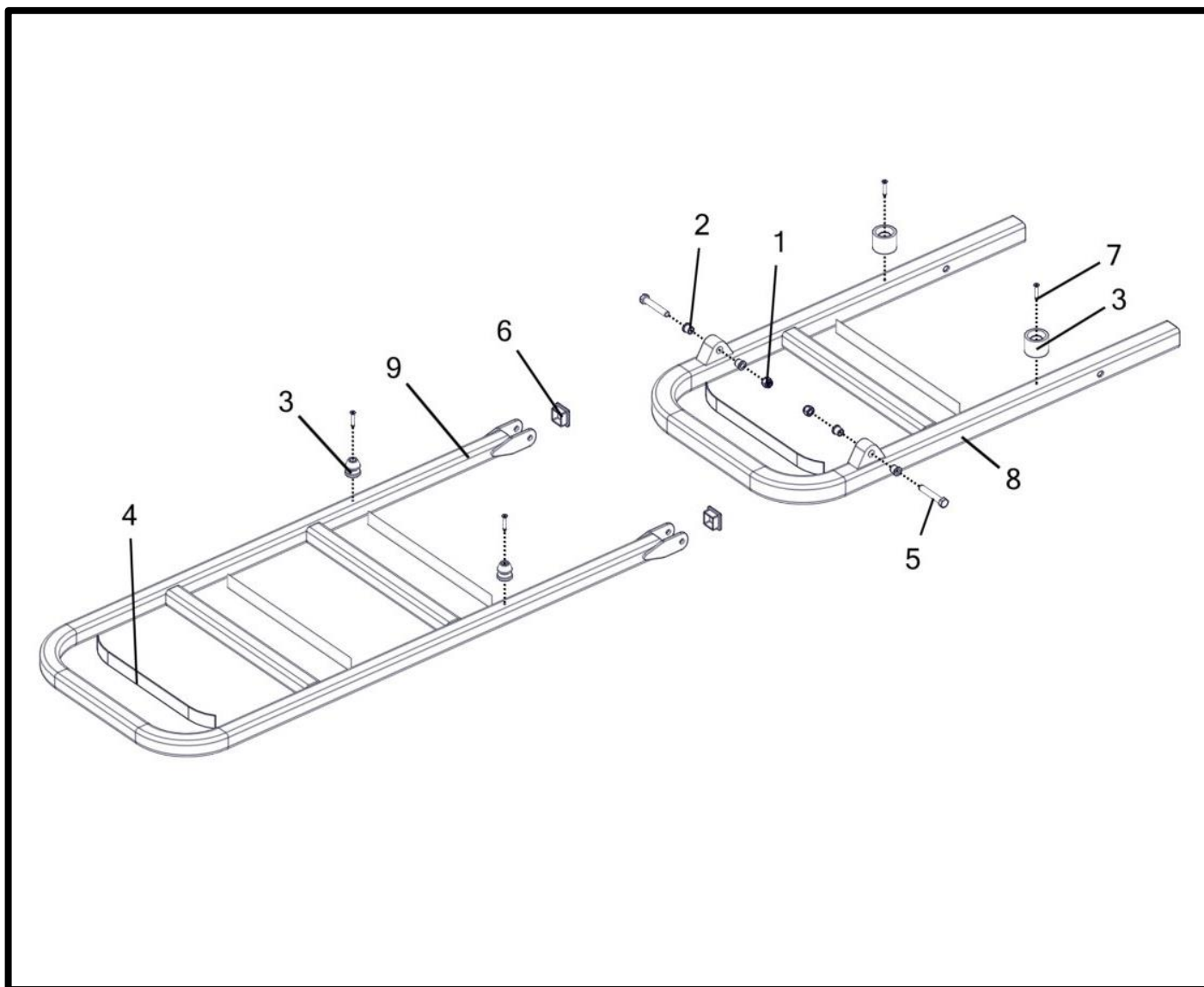


## DECK – LOWER SECTION

ITEM NO.	Qty	Part Number	Description
1	1	M001017__	Bracket - Deck Bolt-On Toe-Kick
2	1	M001018__	Bracket - Deck Bolt-On Toe-Kick
3	2	P000098	Bolt - 3/8-16 x 1 x 1 Carriage (F593 304 S/S FB) *
4	2	P000099	Bolt - 3/8-16 x 2 x 1 Carriage (F593 304 S/S FB) *
5	11	P000105	Nut - 3/8-16 Hex Nylon Lock (F594 316 S/S FB) *
6	4	P000106	Nut - 1/2-13 Hex Nylon Lock (F594 316 S/S FB) *
7	1	P000111	Washer - 3/8" Flat (0.875" OD) (18-8 S/S FB) *
8	2	P000199	Tape - Reflective Yellow
9	4	P000393	Bushing - 3/8" x 1/2" x 1/2 Plastic Flange
10	1	P000394	Spring - 1/2 ID x 1" S/S x 10 lbs.
11	1	P000457	Cable Assembly - Deck Rail Tilt
12	1	P000465	Pin - .1875 x 1.5 Roll (18-8 S/S)
13	2	P000473	Decal - Anti-Slip Safety Tape (1" x 13") Black 36g
14	2	P000880	Bolt - 3/8-16 x 2 x 1 Hex (F593 304 S/S FB) *
15	2	P000930	Bolt - 3/8-16 x 2.25 x 1 Hex (F593 304 S/S FB) *
16	1	P002476	Bolt - 3/8-16 x 3 x 1 Hex (F593 304 S/S FB) *
17	2	P002477	Bolt - 1/2-13 x 1.25 x 1.25 Hex (F593 304 S/S FB) *
18	2	P002478	Bolt - 1/2-13 x 1.25 x 1.25 Carriage (F593 304 S/S FB) *
19	1	W000260__	Platform - Universal Deck Weldment
20	2	W000261__	Support - Removable Deck Undermount

HARDWARE SHOWN INCLUDED IN K002078 (\*)

## A002356 - 6 TON DECK LADDER



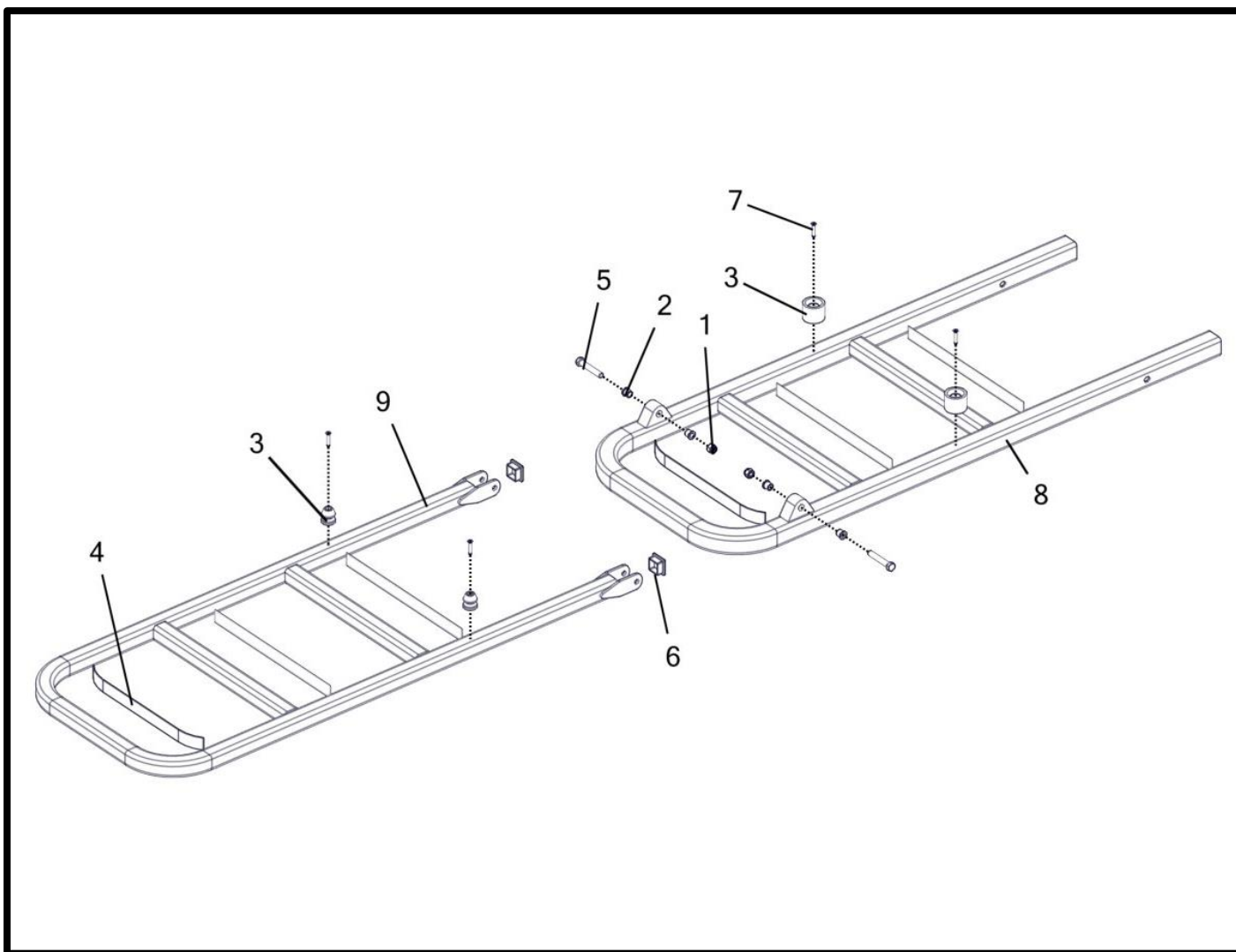
## A002356 - 6 TON DECK LADDER

ITEM NO.	Qty	Part Number	Description
1	2	P000105	Nut - 3/8-16 Hex Nylon Lock (F594 316 S/S FB) *
2	4	P000393	Bushing - 3/8" x 1/2" x 1/2 Plastic Flange
3	2	P000472	Catch - Rubber Deck Bumper Latch (Part # Is A Male/Female Set)
4	5	P000473	Decal - Anti-Slip Safety Tape (1" x 13") Black 36g
5	2	P000930	Bolt - 3/8-16 x 2.25 x 1 Hex (F593 304 S/S FB) *
6	2	P002078	Cap - 1-1/4" Square Plastic
7	4	P002708	Screw - #10-16 x 1.25 Self-Drilling Pan Head Square (18-8 S/S FB) *
8	1	W000264__	Ladder - 6 Ton Deck
9	1	W000266__	Ladder - Deck Swing

HARDWARE SHOWN IS INCLUDED IN K002079 (\*)



## A002357 - 9 TON DECK LADDER

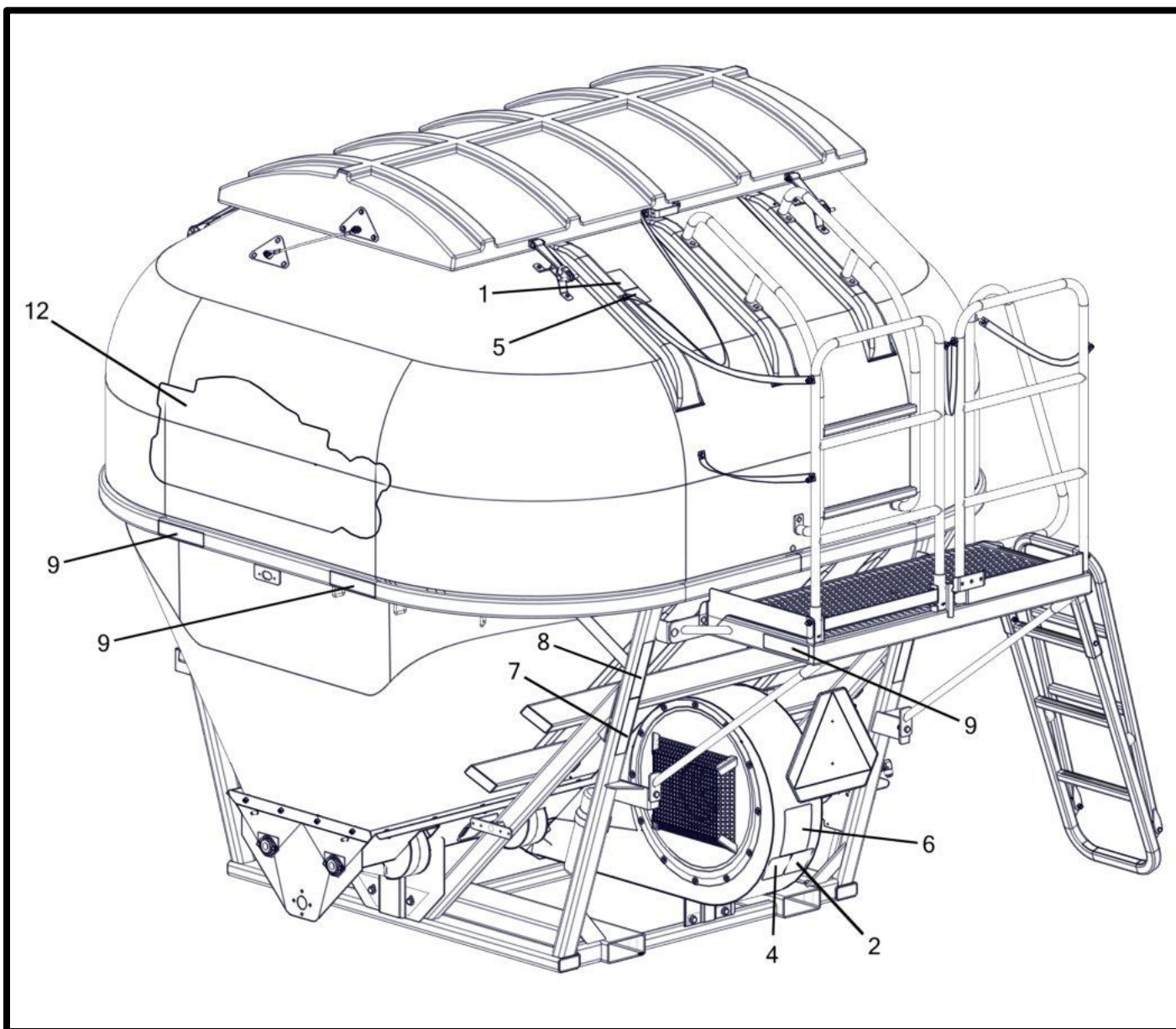


## A002357 - 9 TON DECK LADDER

ITEM NO.	Qty	Part Number	Description
1	2	P000105	Nut - 3/8-16 Hex Nylon Lock (F594 316 S/S FB) *
2	4	P000393	Bushing - 3/8" x 1/2" x 1/2 Plastic Flange
3	2	P000472	Catch - Rubber Deck Bumper Latch (Part # Is A Male/Female Set)
4	6	P000473	Decal - Anti-Slip Safety Tape (1" x 13") Black 36g
5	2	P000930	Bolt - 3/8-16 x 2.25 x 1 Hex (F593 304 S/S FB) *
6	2	P002078	Cap - 1-1/4" Square Plastic
7	4	P002708	Screw - #10-16 x 1.25 Self-Drilling Pan Head Square (18-8 S/S FB) *
8	1	W000265__	Ladder - 9 Ton Deck
9	1	W000266__	Ladder - Deck Swing

HARDWARE SHOWN IS INCLUDED IN K002079 (\*)

## DECALS – LEFT SIDE

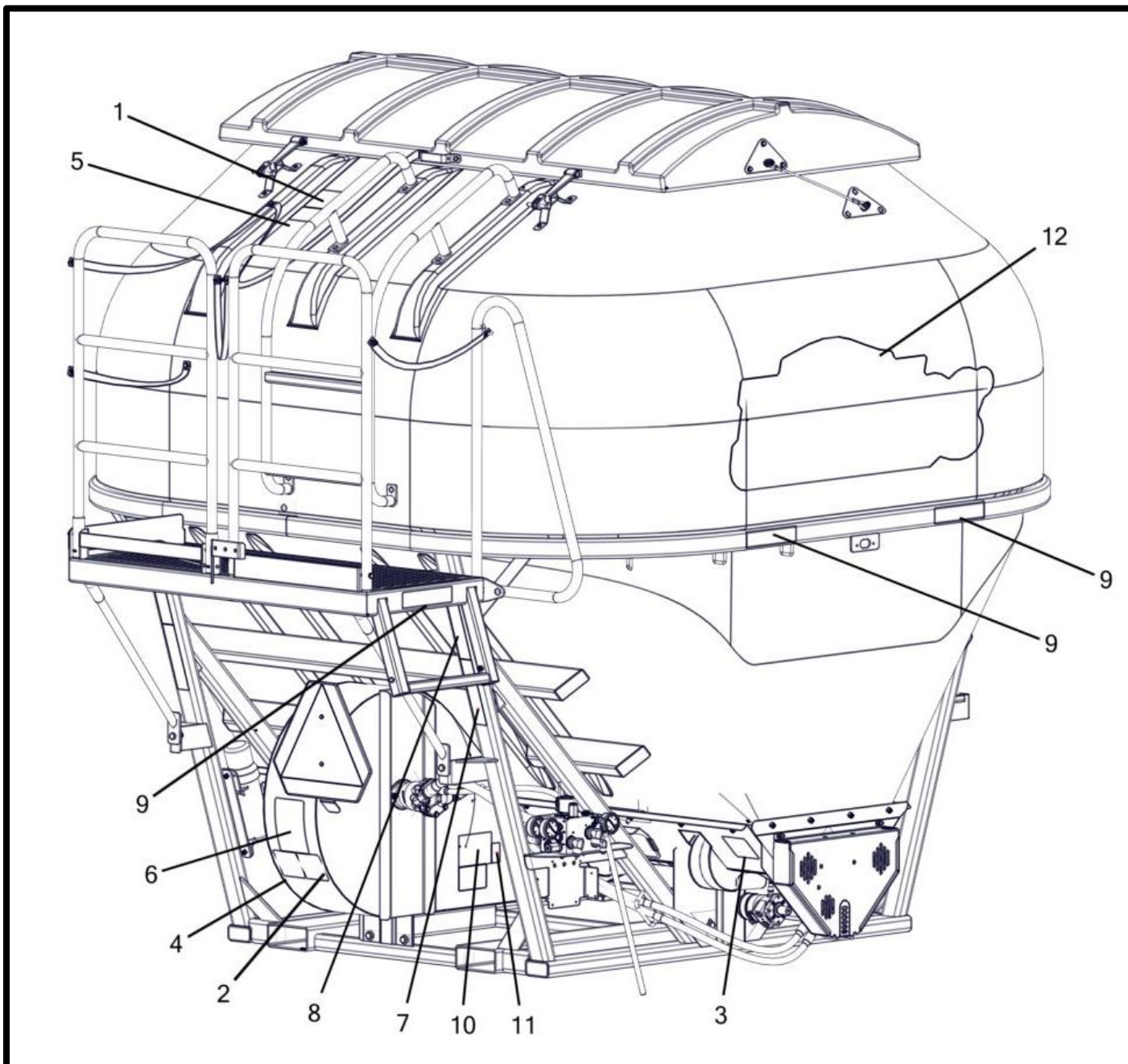


## DECALS – LEFT SIDE

ITEM NO.	Qty	Part Number	Description
1	1	P000188 *	Decal - Auger Danger *
2	1	P000190 *	Decal - Read the Manual *
3	1	P000191 *	Decal - Moving Parts Danger *
4	1	P000192 *	Decal - High Pressure Danger *
5	1	P000193 *	Decal - Ag Chemical Danger *
6	1	P000195 *	Decal - Chemical Hazard *
7	2	P000197	Tape - Reflective Orange
8	2	P000198	Tape - Reflective Red
9	6	P000199	Tape - Reflective Yellow
10	1	P000201 *	Decal - USA Flag *
11	1	P000273	Decal - Fema
12	2	P002428	Decal - 2010 Logo (48" Long) (9 Ton) (Shown)
	2	P002470	Decal - 2010 Logo (36" Long) (6 Ton)

DECALS WITH \* ARE INCLUDED IN K000034

## DECALS – RIGHT SIDE



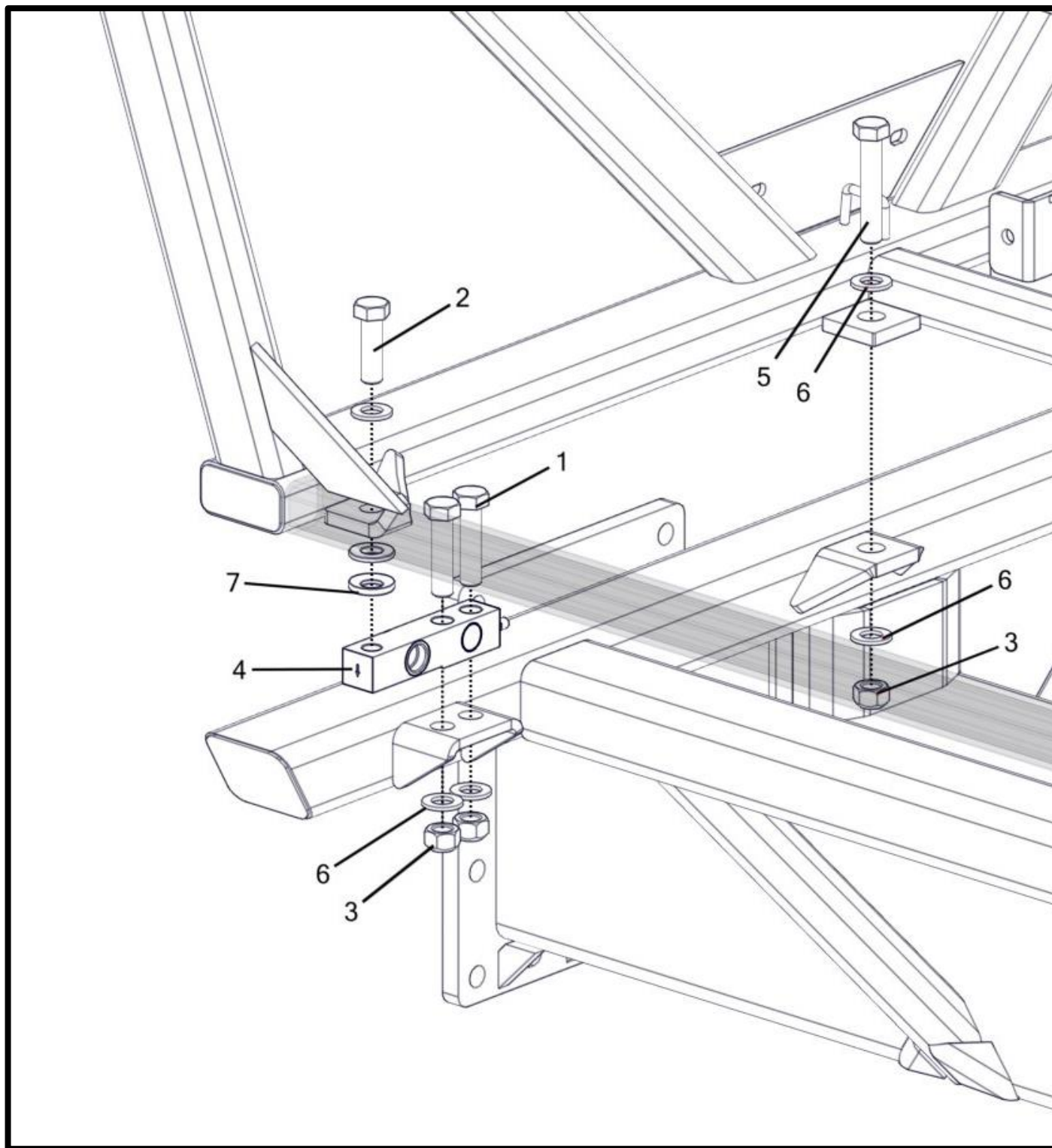
## DECALS – RIGHT SIDE

ITEM NO.	Qty.	Part Number	Description
1	1	P000188 *	Decal - Auger Danger *
2	1	P000190 *	Decal - Read the Manual *
3	1	P000191 *	Decal - Moving Parts Danger *
4	1	P000192 *	Decal - High Pressure Danger *
5	1	P000193 *	Decal - Ag Chemical Danger *
6	1	P000195 *	Decal - Chemical Hazard *
7	2	P000197	Tape - Reflective Orange
8	2	P000198	Tape - Reflective Red
9	6	P000199	Tape - Reflective Yellow
10	1	P000201 *	Decal - USA Flag *
11	1	P000273	Decal - Fema
12	2	P002428	Decal - 2010 Logo (48" Long) (9 Ton) (Shown)
	2	P002470	Decal - 2010 Logo (36" Long) (6 Ton)

DECALS WITH \* ARE INCLUDED IN K000034



## SCALE KIT AND SAFETY BOLT MOUNTING

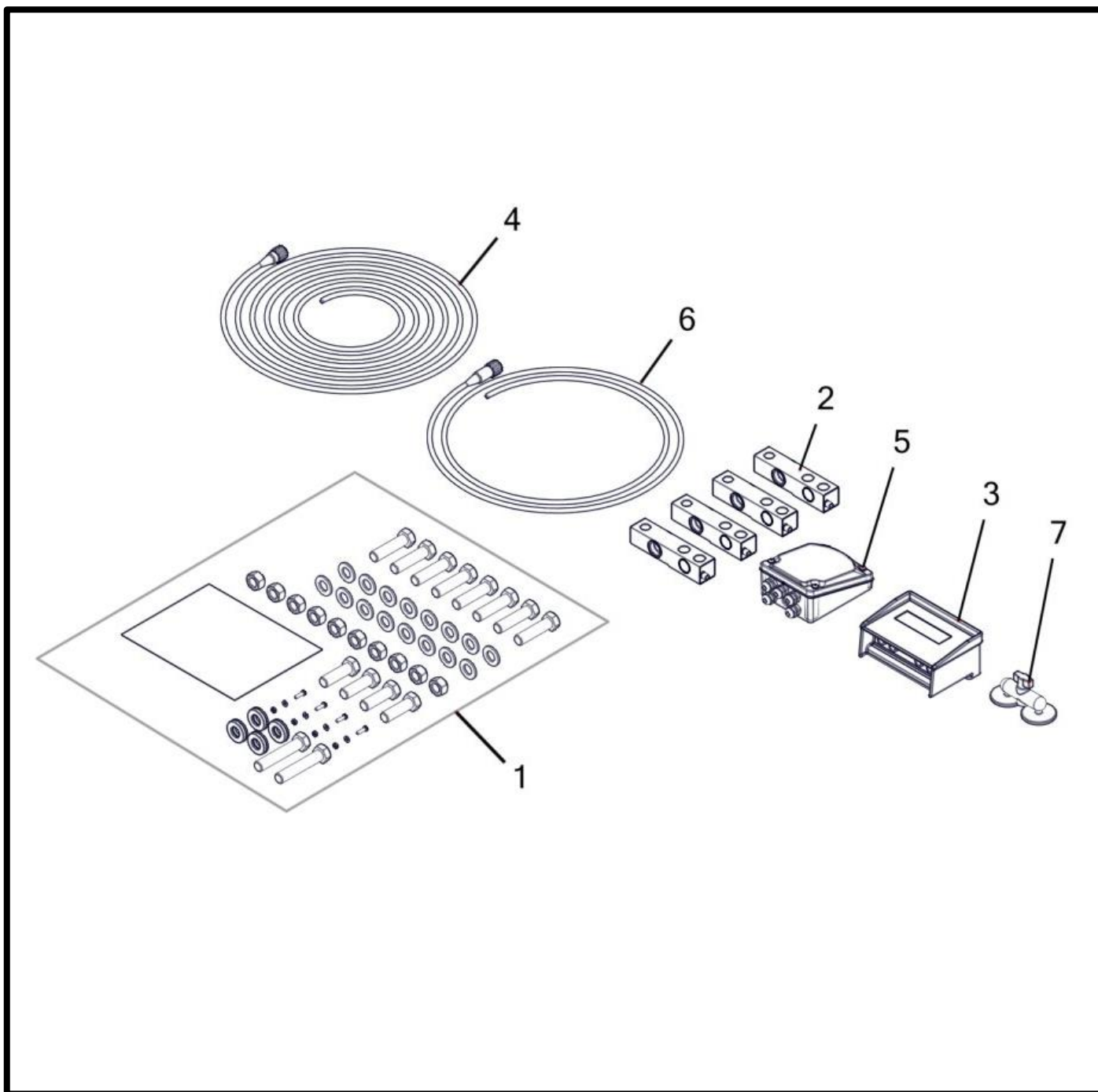


## SCALE KIT AND SAFETY BOLT MOUNTING

ITEM NO.	Qty	Part Number	Description
1	8	P000047	Bolt - 3/4-10 x 3 x 1.75 Hex (GR 5 M/S FA) * †
2	4	P000055	Bolt - 3/4-16 x 2.5 x 1.75 Hex (GR 5 M/S FA) * †
3	10	P000061	Nut - 3/4-10 Hex Metal Lock (GR 5 M/S FA) * †
4	4	P000248	Scale - Load Cell (10K)
5	2	P000481	Bolt - 3/4-10 x 4 x 1.75 Hex (GR 5 M/S FA) * †
6	14	P000766	Washer - 3/4" SAE Flat (1.469" OD) (GR 5 M/S FA) * †
7	4	P002146	Washer - 3/4" Self Aligning * †

HARDWARE SHOWN IS INCLUDED IN K000012 (\*)  
OR K002061 (ISO) (†)

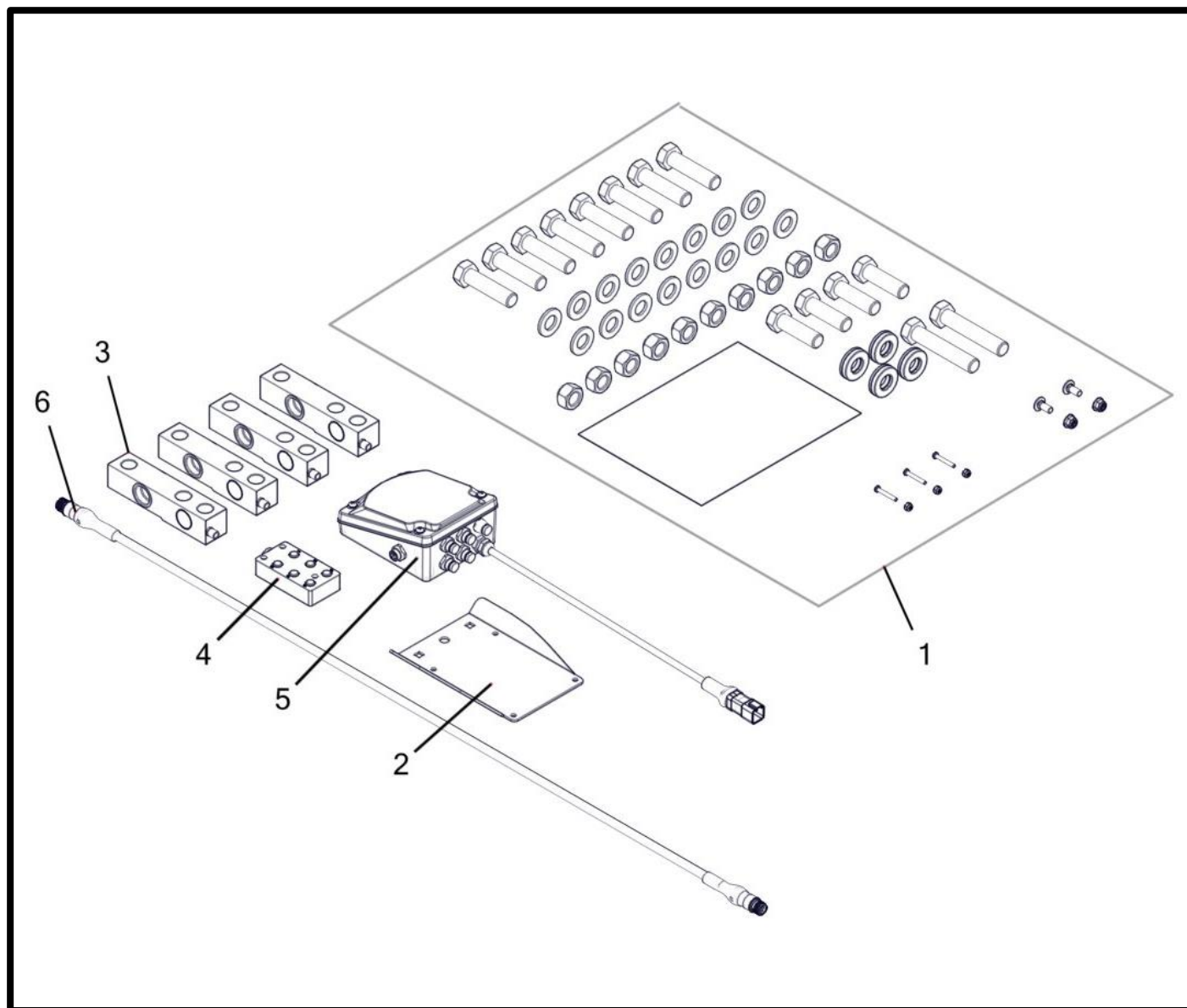
## A000009 – SCALE KIT – GT400 INDICATOR (4 LOAD CELL)



## A000009 – SCALE KIT – GT400 INDICATOR (4 LOAD CELL)

ITEM NO.	Qty	Part Number	Description
1	1	K000012	Kit - Scale Hardware (Yellow Zinc)
2	4	P000248	Scale - Load Cell (10K)
3	1	P000448	Indicator - Digi-Star Scale Serial (Display)
4	1	P000449	Cable - 45' J-box Scale (Digi-Star)
5	1	P000450	J-Box - Lever Nut Scale (Digi-Star)
6	1	P000451	Cable - 10' Scale Power (Digi-Star)
7	1	P000452	Mount - Scale Indicator Ram (Digi-Star)

## K002003 – SCALE KIT – DIGISTAR ISO (4 LOAD CELL)

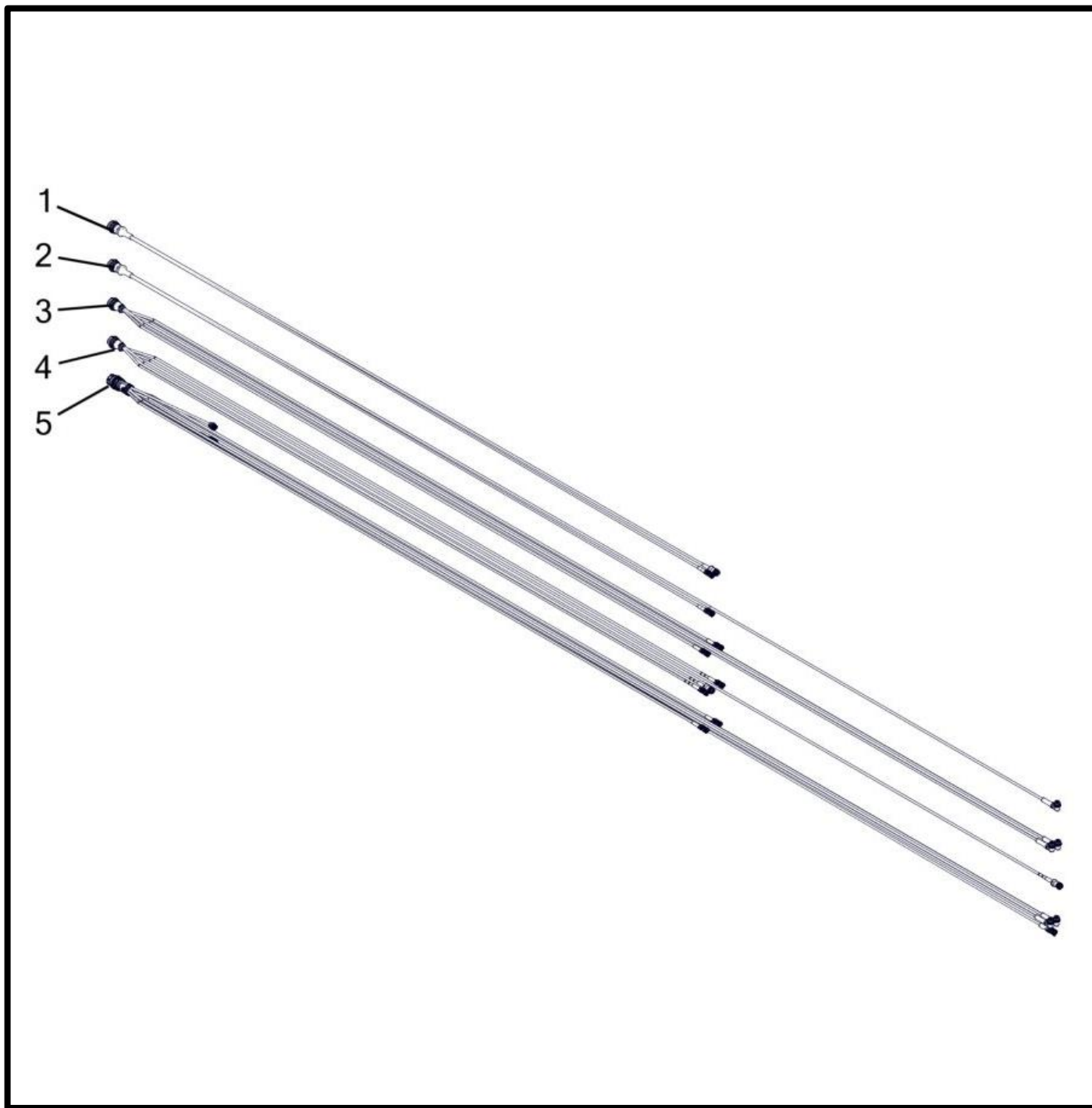


## K002003 – SCALE KIT – DIGISTAR ISO (4 LOAD CELL)

ITEM NO.	Qty	Part Number	Description
1	1	K002061	Kit - Scale Hardware (1 Bin ISO)
2	1	M002629	Mount - Bolt-On J-Box
3	4	P002244	Scale - Load Cell (10K) w/Easy Mate (Digi-Star)
4	1	P002266	J-Block - 6-Port EZ Mate
5	1	P002279	Node - Scale Link 2 140 Digi-Star ISO
6	1	P002289	Cable - Digi-Star M/M EZMate Cable 12'



## ELECTRICAL HARNESSES




## ELECTRICAL HARNESSES

ITEM NO.	Qty	Part Number	Description
1	1	P000717	Harness - 37 Pin Greenstar RC (Single Product/Section)(5V Encoder) * JDRC compatible
2	1	P002038	Harness - 37 Pin Greenstar RC (Single Product/Section)(12V Encoder) * JDRC compatible *
3	1	P002070	Harness - 37 Pin Greenstar RC (Dual Product/Section)(12V Encoder) * JDRC compatible *
4	1	P002372	Harness - 37 Pin Greenstar RC (Dual Product/Section)(5V Encoder) * JDRC compatible *
5	1	P002483	Harness – 47 Pin JDRC 2000 (2 Section)(12V Encoder) †

\* REQUIRES P002831 TO BE COMPATIBLE W/RAVEN SCS CONSOLE

† RAVEN HARNESS 115-7347-007 REQUIRED TO RUN ON A JDRC  
CONTROLLER

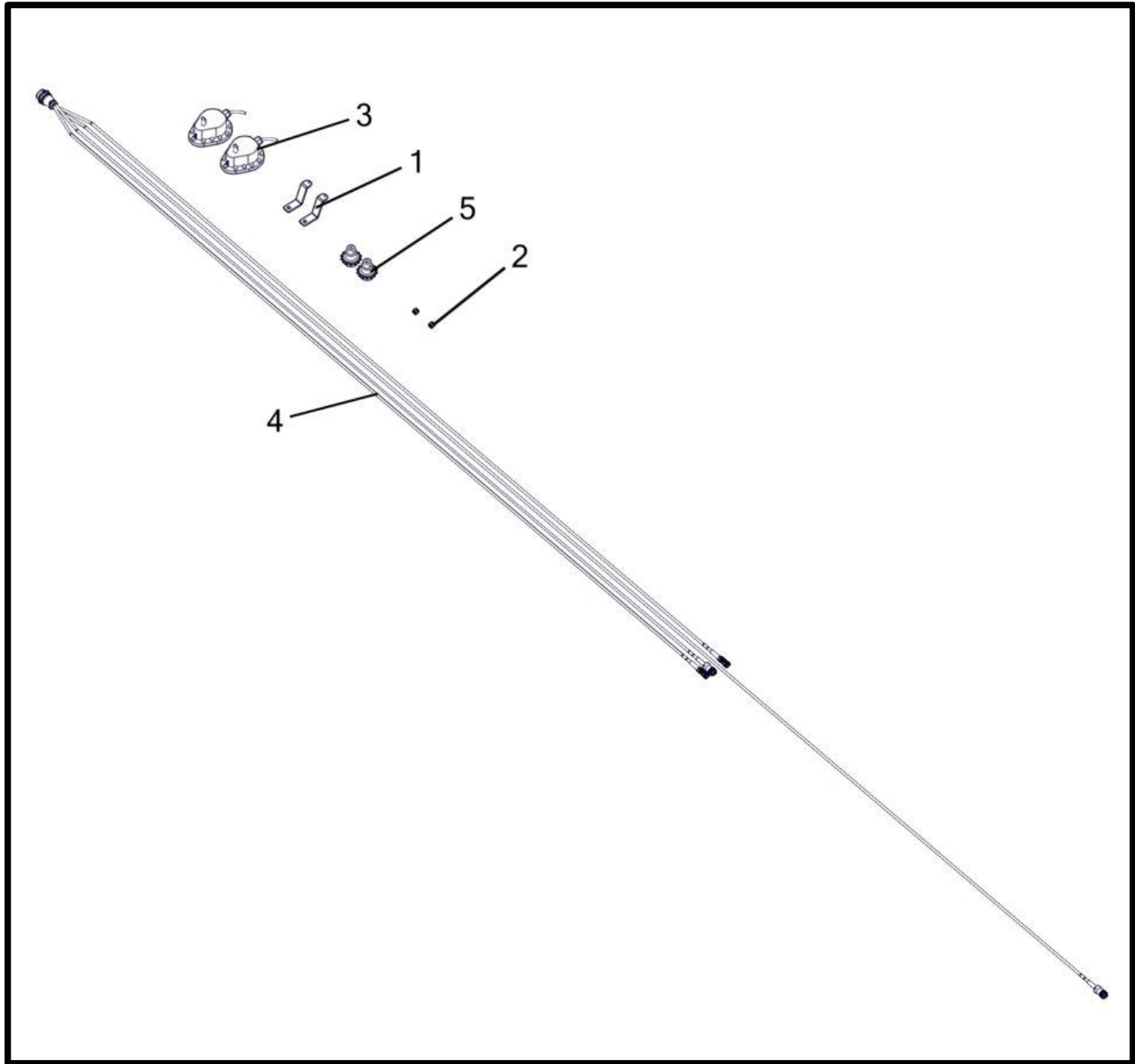
## K002006 - Kit - 1 Section Gen I Raven Encoder Add-on



## K002006 - Kit – 1 Section Gen I Raven Encoder Add-on

ITEM NO.	Qty	Part Number	Description
1	1	M000622	Bracket - Encoder
2	1	P000105	Nut - 3/8-16 Hex Nylon Lock (F594 316 S/S FB)
3	1	P000160	Encoder - Raven
4	1	P000717	Harness - Dry Rate Controller (3-Pin Molex)
5	1	W000076	Sprocket - Encoder (Raven)

## K002015 - Kit – 2 Section Gen I Raven Encoder Add-on



## K002015 - Kit – 2 Section Gen I Raven Encoder Add-on

ITEM NO.	Qty	Part Number	Description
1	2	M000622	Bracket - Encoder
2	2	P000105	Nut - 3/8-16 Hex Nylon Lock (F594 316 S/S FB)
3	2	P000160	Encoder - Raven
4	1	P002372	Harness - Dry Rate Controller (3-Pin Molex) (Twin Bin or Two Section)
5	2	W000076	Sprocket - Encoder (Raven)



## NOTES

---

---

## NOTES

---



**Montag Manufacturing, Inc.**  
**3816 461st Avenue**  
**Emmetsburg, IA 50536**  
**Phone: (712) 852-4572**  
**FAX: (712) 852-4574**

**Tech Support: (712) 852-4572**  
**or**  
**support@montagmfg.com**

**Visit us at:**  
**[www.montagmfg.com](http://www.montagmfg.com)**