



MONTAG MFG.

GEN I 2018

Serial Numbers 20874 - 21196

PARTS MANUAL



Color coded parts are denoted in this catalog by “__” following the p/n. When ordering replacement parts, color coded parts need to be ordered w/ their corresponding color suffix. The following is a list of color codes:

AA = Black Paint

ZZ = Gray Poly

ZY = Yellow Poly

ZX = White Poly

For example, when ordering a M001018__ in black, you would order M001018AA at time of ordering. Failure to add the color code may result in getting an unpainted part, rather than a painted one.

Note: All hardware on Gen I, except fan hub and scales, changed to stainless steel in 2018.

2018 model year changes are marked in the Part Number column with the following designations:

(N) - Non-Retrofittable 2018 change (**will not** work with previous models)

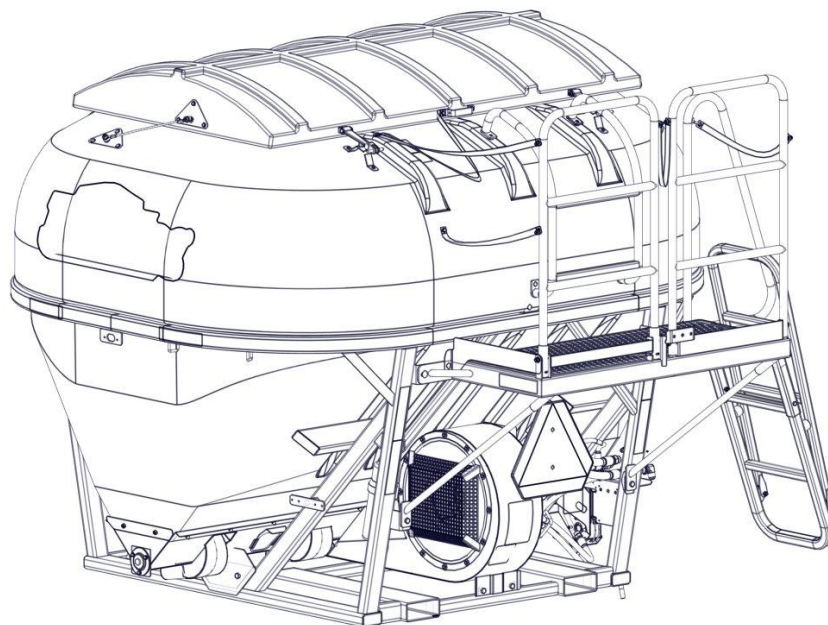
(R) - Retrofittable 2018 change (**will** work with previous model)

Table of Contents

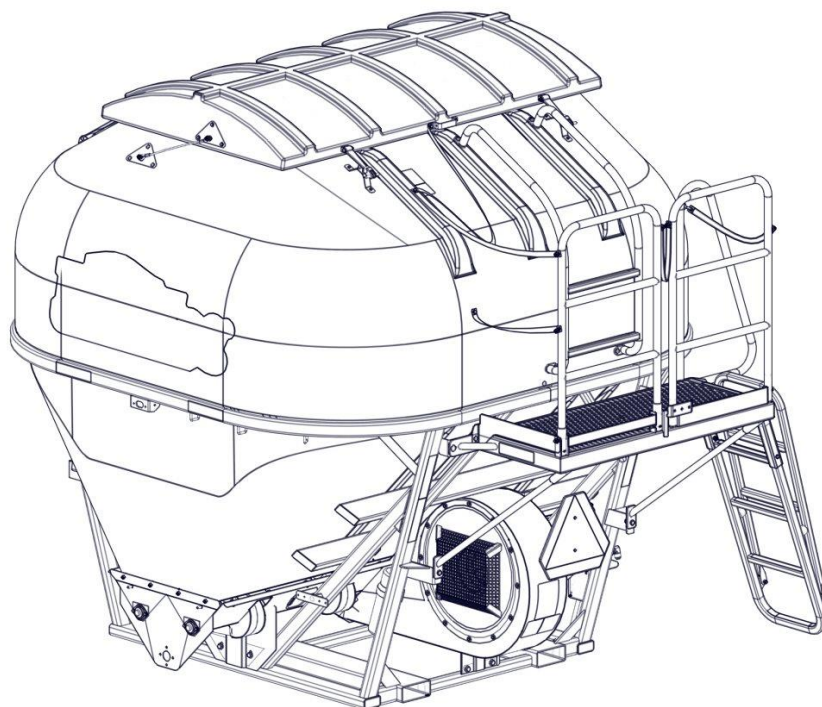
GEN I 2018

GEN I AVAILABLE CONFIGURATIONS.....	04-05
GEN I OVERVIEW.....	06-07
6 And 9 Ton Cradles.....	08-09
METERS	
Meter Options.....	10-11
Single Auger Drive	12-13
Twin Auger Drive.....	14-15
Replaceable Meter Parts.....	16-17
Two Section Meter - Center Bearings.....	18-19
Two Section Meter - Motor And Hydraulic Block.....	20-21
Fan Assembly and Hardware.....	22-23
Meter And Fan Supports.....	24-25
Auger Variations.....	26-27
TANKS	
Tanks - 6 and 9 Ton Tanks.....	28-29
Lid - Deck Side.....	30-31
Lid - Non-Deck Side.....	32-33
Inside Tank.....	34-35
Tank to Meter.....	36-37
Handrails - 6 and 9 Ton.....	38-39
HYDRAULICS	
Hydraulic Block - Fitting and Hardware.....	40-41
Hydraulic Block - Components.....	42-43
Two Section Secondary Block.....	44-45
Fan Motor.....	46-47
Hydraulic Hoses and Motors.....	48-49
Two Section Hydraulic Hoses and Motors.....	50-51
ACCESSORIES	
Manual Holder.....	52-53
Air Gauge.....	52-53
Slow Moving Vehicle Sign.....	54-55
Deck - 6 Ton Folding Complete.....	56-57
Deck - 9 Ton Folding Complete.....	58-59
Deck - Upper Section.....	60-61
Deck - Lower Section.....	62-63
Deck Ladder - 6 Ton.....	64-65
Deck Ladder - 9 Ton.....	66-67
Decals - Left Side.....	68-69
Decals - Right Side.....	70-71
SCALES	
Scale Kit and Safety Bolt Mounting.....	72-73
Scale Kit - GT 400 DT 6 Pin Complete.....	74-75
Scale Kit - ISO DT 6 Pin Complete (4 Load Cell).....	76-77
ELECTRICAL HARNESSSES	
Montag Dry Rate Controller Harness.....	78-79
Electrical Harnesses.....	80-81
1 Section Gen I Raven Encoder Add-on Kit.....	82-83
2 Section Gen I Raven Encoder Add-on Kit.....	84-85

List Of Available Gen I Configurations



6 Ton Unit - 8 Row High Output 1 Section Meter Assembly



9 Ton Unit - 16 Row Standard 1 Section Meter Assembly

List Of Available Gen I Configurations

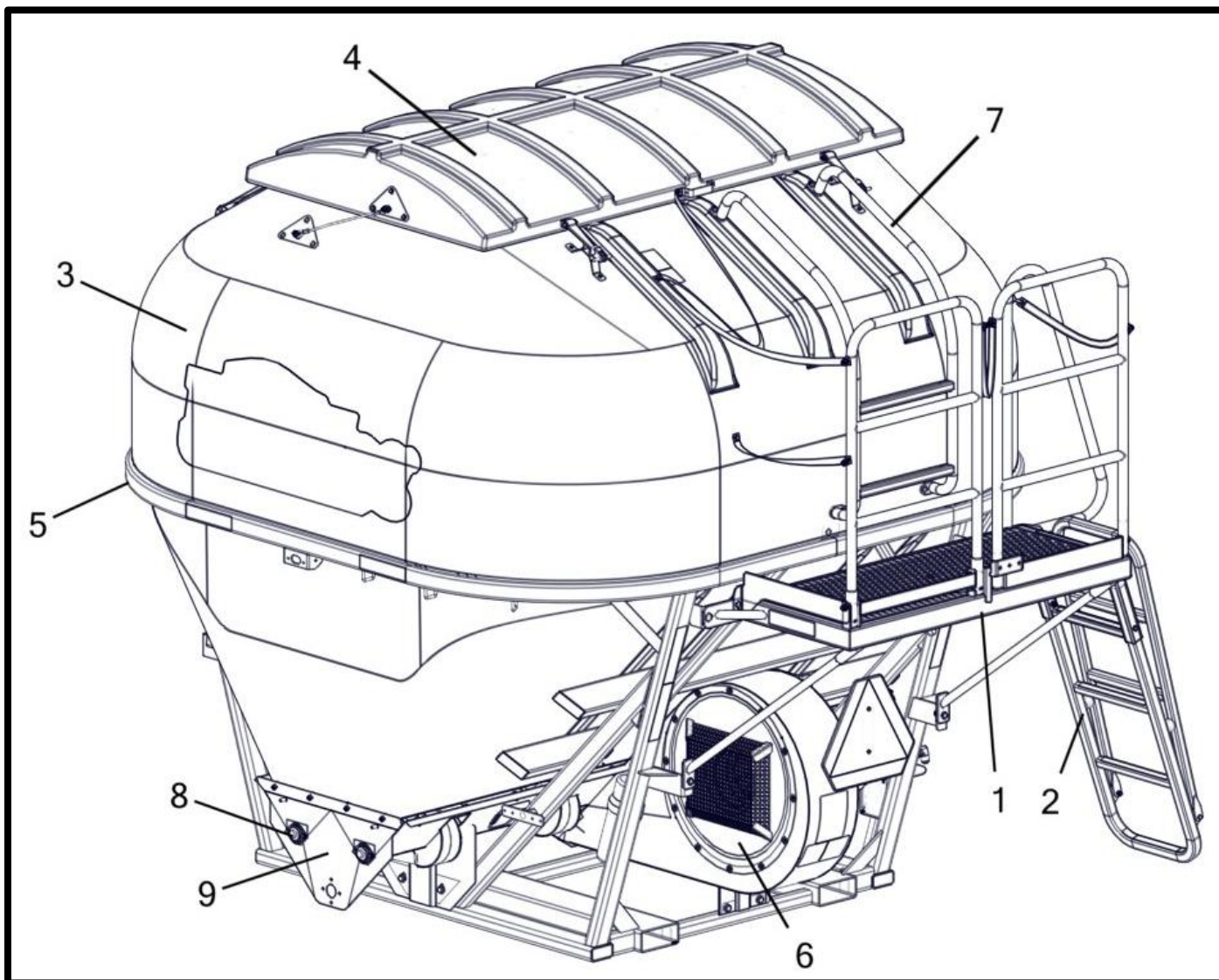
6 TON UNITS

S08A611	6 Ton Unit - 8 Row Standard 1 Section Meter Assembly
S08B611	6 Ton Unit - 8 Row High Output 1 Section Meter Assembly
S08B621	6 Ton Unit - 8 Row High Output Twin Bin Meter Assembly
S12A611	6 Ton Unit - 12 Row Standard 1 Section Meter Assembly
S12B611	6 Ton Unit - 12 Row High Output 1 Section Meter Assembly
S12B621	6 Ton Unit - 12 Row High Output Twin Bin Meter Assembly
S16A611	6 Ton Unit - 16 Row Standard 1 Section Meter Assembly
S16B611	6 Ton Unit - 16 Row High Output 1 Section Meter Assembly
S16A612	6 Ton Unit - 16 Row Standard 2 Section Meter Assembly
S16B612	6 Ton Unit - 16 Row High Output 2 Section Meter Assembly
S18A611	6 Ton Unit - 18 Row Standard 1 Section Meter Assembly
S18A612	6 Ton Unit - 18 Row Standard 2 Section Meter Assembly
S18B611	6 Ton Unit - 18 Row High Output 1 Section Meter Assembly
S18B612	6 Ton Unit - 18 Row High Output 2 Section Meter Assembly
S24A611	6 Ton Unit - 24 Row Standard 1 Section Meter Assembly
S24B611	6 Ton Unit - 24 Row High Output 1 Section Meter Assembly
S24A612	6 Ton Unit - 24 Row Standard 2 Section Meter Assembly
S24B612	6 Ton Unit - 24 Row High Output 2 Section Meter Assembly

9 TON UNITS

S08A911	9 Ton Unit - 8 Row Standard 1 Section Meter Assembly
S08B911	9 Ton Unit - 8 Row High Output 1 Section Meter Assembly
S08B921	9 Ton Unit - 8 Row High Output Twin Bin Meter Assembly
S12A911	9 Ton Unit - 12 Row Standard 1 Section Meter Assembly
S12B911	9 Ton Unit - 12 Row High Output 1 Section Meter Assembly
S12B921	9 Ton Unit - 12 Row High Output Twin Bin Meter Assembly
S16A911	9 Ton Unit - 16 Row Standard 1 Section Meter Assembly
S16B911	9 Ton Unit - 16 Row High Output 1 Section Meter Assembly
S16A912	9 Ton Unit - 16 Row Standard 2 Section Meter Assembly
S16B912	9 Ton Unit - 16 Row High Output 2 Section Meter Assembly
S18A911	9 Ton Unit - 18 Row Standard 1 Section Meter Assembly
S18A912	9 Ton Unit - 18 Row High Output 2 Section Meter Assembly
S18B911	9 Ton Unit - 18 Row High Output 1 Section Meter Assembly
S18B912	9 Ton Unit - 18 Row High Output 2 Section Meter Assembly
S24A911	9 Ton Unit - 24 Row Standard 1 Section Meter Assembly
S24A912	9 Ton Unit - 24 Row Standard 2 Section Meter Assembly
S24B911	9 Ton Unit - 24 Row High Output 1 Section Meter Assembly
S24B912	9 Ton Unit - 24 Row High Output 2 Section Meter Assembly

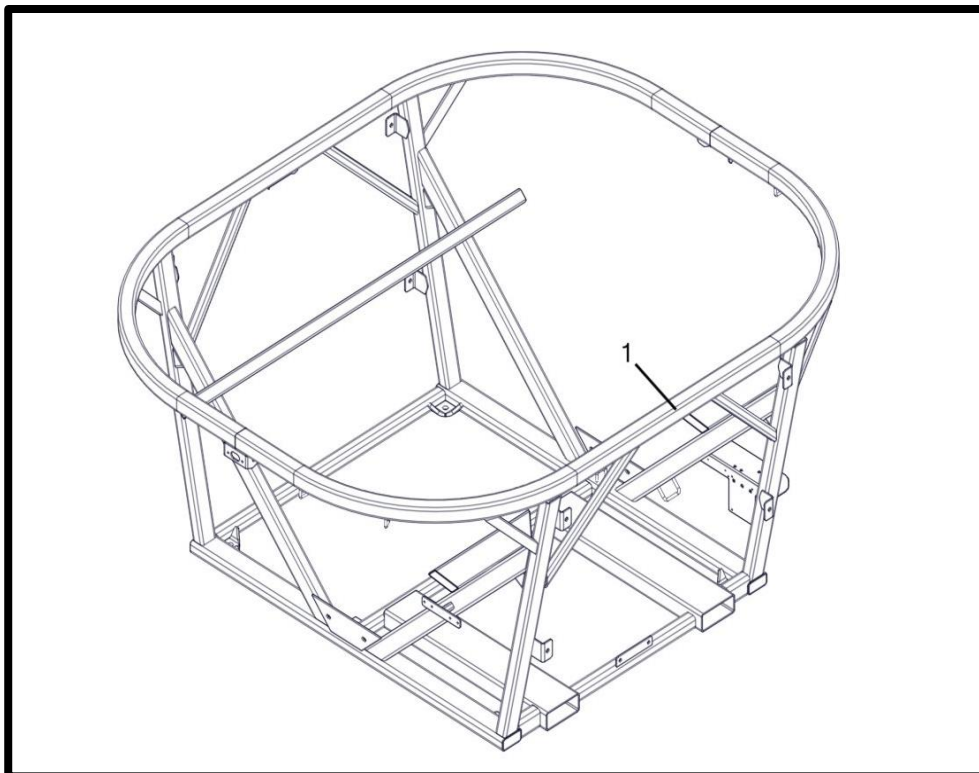
Gen I Overview **(Model Shown Is S16A911 -** **9 Ton Unit - 16 Row Standard 1 Section)**



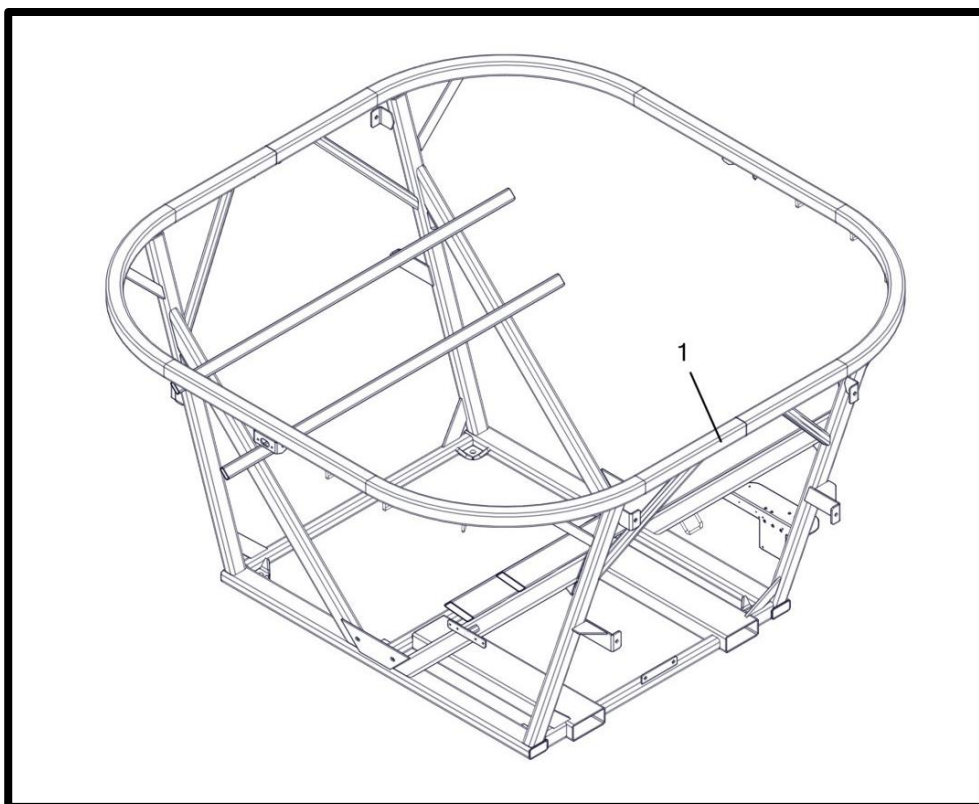
Gen I Overview

Item No.	Qty	Description
1	1	Deck - Universal Assembled
2	1	Ladder - Folding
3	1	Tank - Poly
4	1	Tank Lid - Poly
5	1	Cradle - Dry Tank
6	1	Cover - Fan Inlet
7	1	Rail - Tank Hand
8	2	Auger - Standard Hex
9	1	Meter

6 Ton Cradle



9 Ton Cradle



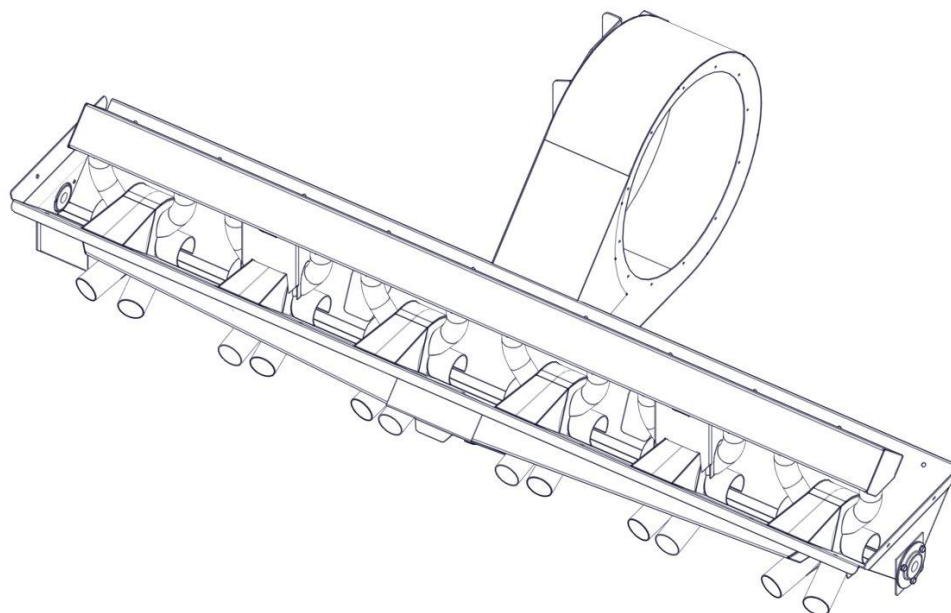
6 Ton Cradle

Item No.	Qty.	Part Number	Description
1	1	W000031__	Cradle - 6Ton Dry Tank

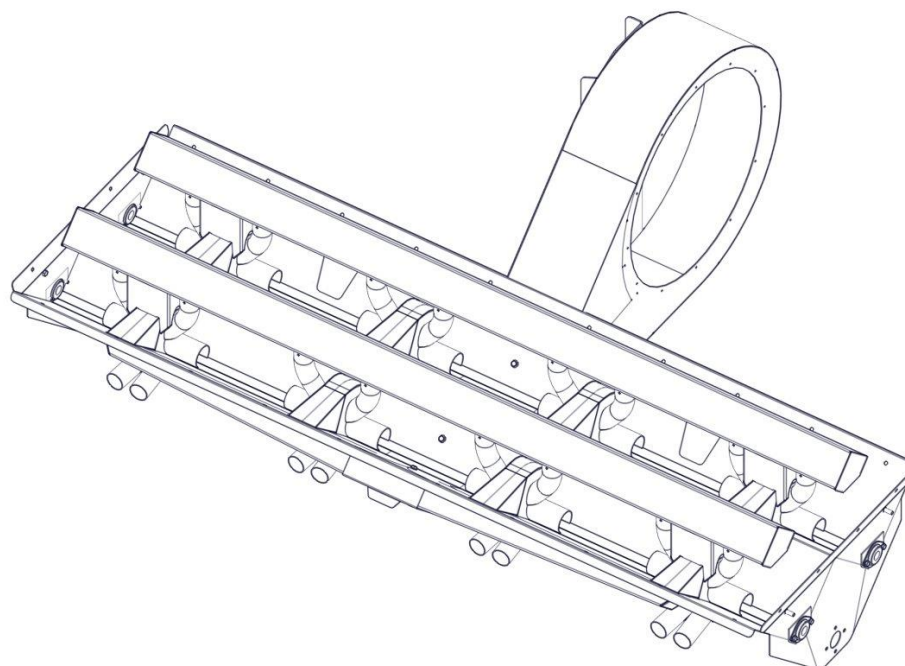
9 Ton Cradle

Item No.	Qty.	Part Number	Description
1	1	W000032__	Cradle - 9Ton Dry Tank

Meter Options



W000060 - Meter - 12 Row HO

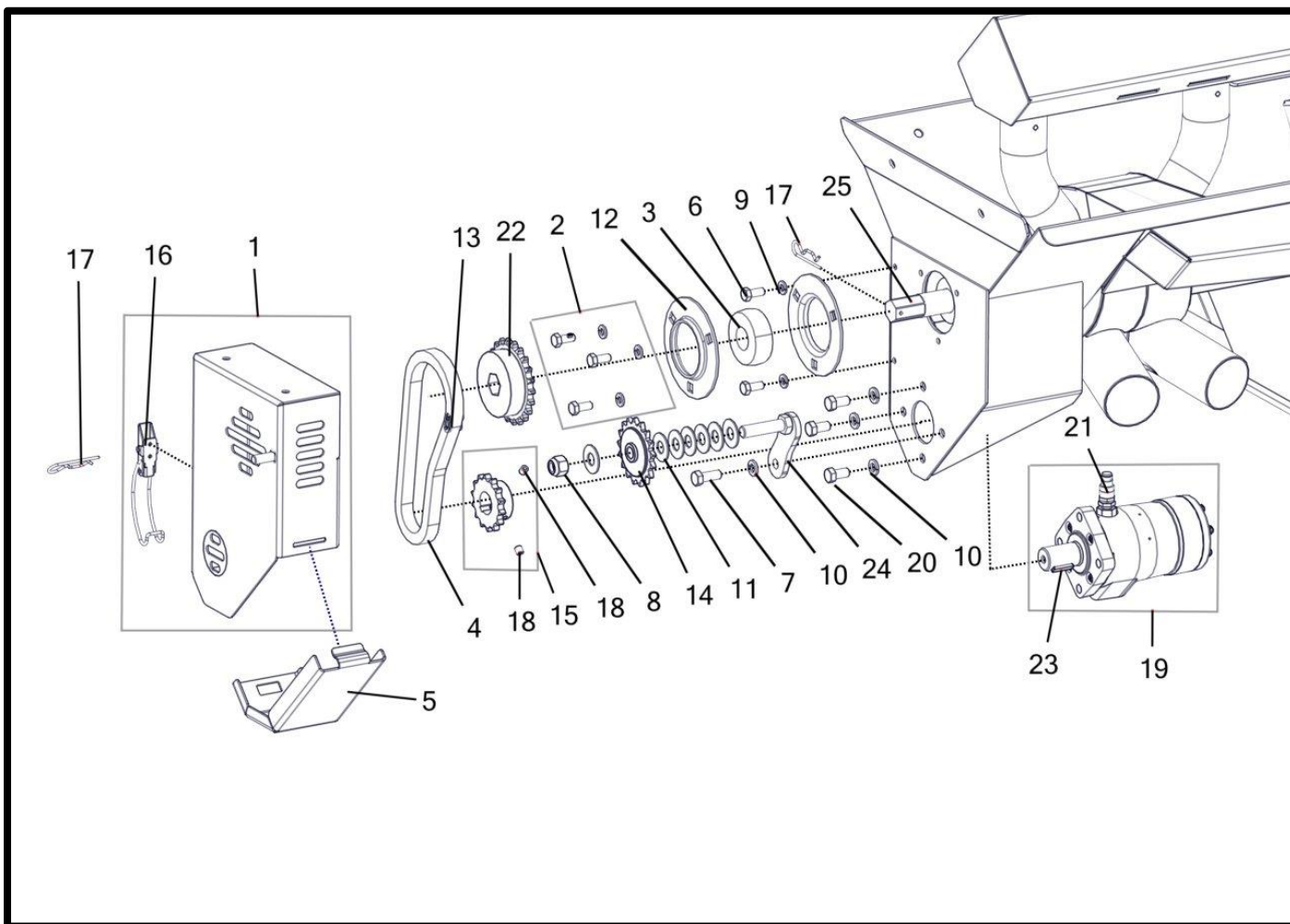


W002431 - 16 Row STD Section Control Ready

Meter Options

W000059	Meter - 12 Row STD
W000060	Meter - 12 Row HO
W000061	Meter - 8 Row STD
W000062	Meter - 8 Row HO
W002427	Meter - 16 Row HO Section Control Ready
W002429	Meter - 18 Row HO Section Control Ready
W002430	Meter - 24 Row HO Section Control Ready
W002431	Meter - 16 Row STD Section Control Ready
W002432	Meter - 18 Row STD Section Control Ready
W002433	Meter - 24 Row STD Section Control Ready
W002434	Meter - 8 Row HO Twin Bin
W002435	Meter - 12 Row HO Twin Bin

Single Auger Drive (High Output Shown)

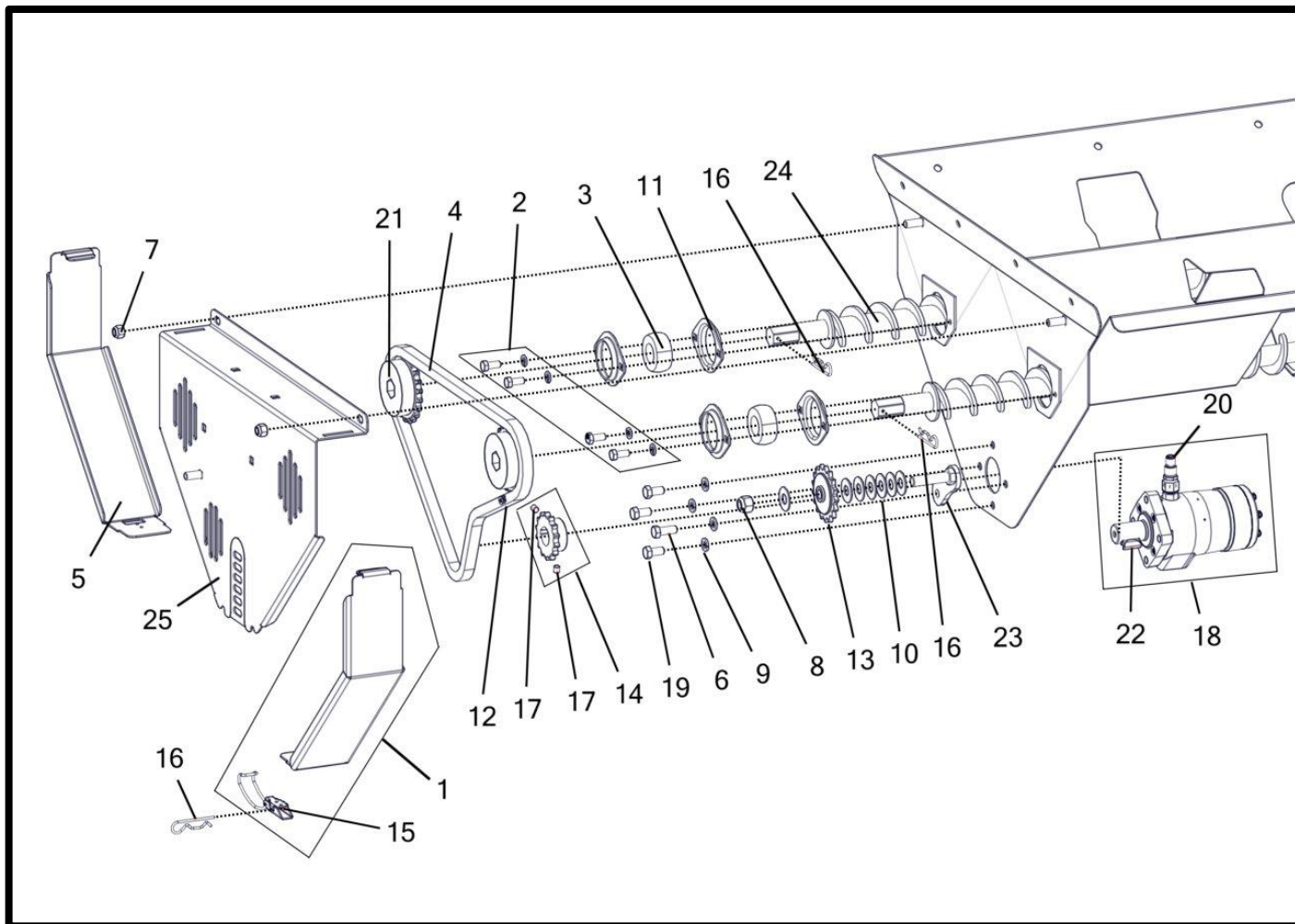


Single Auger Drive (High Output Shown)

BOM ID	Qty	Part Number	Description
1	1	(R) A002353	Shield - Single Auger Gen I Main
2	1	K000008	Kit - 62mm Meter Hardware (HO) (SHOWN)
	1	K000007	Kit - 52mm Meter Hardware (STD)
3	1	M000184	Bushing - 62 mm Auger Nylon (HO) (SHOWN)
	1	M000185	Bushing - 52 mm Auger Nylon (STD)
4	1	M000602	Chain - Single Auger Drive
5	1	M001154	Shield - Single Auger Door
6	2	P000093	Bolt - 5/16-18 x 0.75 x 0.75 Hex (F593 304 S/S FB) *
7	1	P000097	Bolt - 3/8-16 x 1 x 1 Hex (F593 304 S/S FB)*
8	1	P000106	Nut - 1/2-13 Hex Nylon Lock (F594 316 S/S FB)*
9	2	P000110	Washer - 5/16" Split Lock (0.583" OD) (18-8 S/S FB) *
10	4	P000113	Washer - 3/8" Split Lock (0.68" OD) (18-8 S/S FB) *
11	7	P000114	Washer - 1/2" Flat (1.25" OD) (18-8 S/S FB) (Shims)*
12	2	P000215	Bearing Flange - 62 mm (HO)(SHOWN)
	2	P000214	Bearing Flange - 52 mm (STD)
13	1	P000217	Chain Link- #40 S/S Connecting
14	1	P000219	Sprocket - #40 17 Tooth Idler 1/2" Bore
15	1	P000220	Sprocket - #40 14 Tooth 1" Bore
16	1	P000566	Catch - Safety Shield
17	2	P000567	Pin - Safety Shield Catch
18	2	P000785	Set Screw - 5/16-18 x 5/16" UNC
19	1	P000806	Motor - Hyd. Motor Auger (Gen I) w/ Speed Sensor (w/KEY) (101-3931-009)
20	3	P000852	Bolt - 3/8-16 x 0.75 x 0.75 Hex (F593 304 S/S FB) *
21	1	P000926	Sensor - Char-Lynn Motor Speed Sensor (60 Pulse)
22	1	P002081	Sprocket - #40 22 Tooth 7/8" Hex Bore
23	1	P002694	Key - Woodruff .25" x 1" #15
24	1	W000098	Bracket - Chain Tensioner Weldment
25	1	W00_ _ _ _	Auger (See Page 27 for P/N)

(*) Included In K002128 - Kit - Hydraulic Auger Drive Hardware (S/S)

Twin Auger Drive (Standard Output Shown)

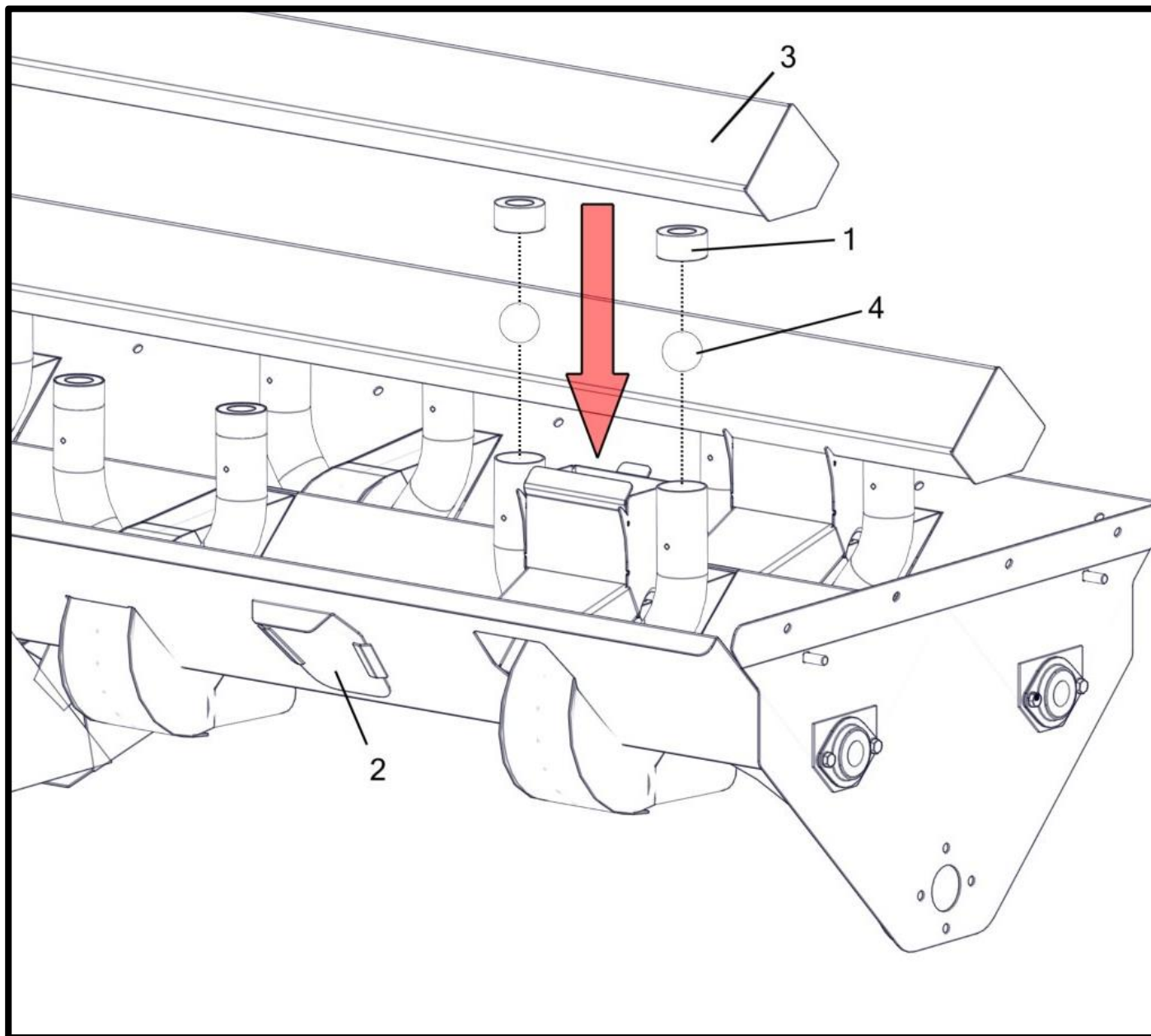


Twin Auger Drive (Standard Output Shown)

Item No.	Qty	Part Number	Description
1	1	A000162	Shield - Twin Auger Side Door
2	2	K000007	Kit - 52mm Meter Hardware (STD) (SHOWN)
	2	K000008	Kit - 62mm Meter Hardware (HO)
3	2	M000185	Bushing - 52 mm Auger Nylon (STD) (SHOWN)
	2	M000184	Bushing - 62 mm Auger Nylon (HO)
4	1	M000603	Chain - Twin Auger Drive
5	1	M001155	Shield - Twin Auger Safety Door (LH)
6	1	P000097	Bolt - 3/8-16 x 1 x 1 Hex (F593 304 S/S FB) *
7	2	P000105	Nut - 3/8-16 Hex Nylon Lock (F594 316 S/S FB) *
8	1	P000106	Nut - 1/2-13 Hex Nylon Lock (F594 316 S/S FB) *
9	4	P000113	Washer - 3/8" Split Lock (0.68" OD) (18-8 S/S FB) *
10	5	P000114	Washer - 1/2" Flat (1.25" OD) (18-8 S/S FB) (Shims) *
11	8	P000214	Bearing Flange - 52 mm (STD) (SHOWN)
	8	P000215	Bearing Flange - 62 mm (HO)
12	1	P000217	Chain Link- #40 S/S Connecting
13	1	P000219	Sprocket - #40 17 Tooth Idler 1/2" Bore
14	1	P000220	Sprocket - #40 14 Tooth 1" Bore
15	1	P000566	Catch - Safety Shield
16	3	P000567	Pin - Safety Shield Catch
17	2	P000785	Set Screw - 5/16-18 x 5/16" UNC
18	1	P000806	Motor - Hyd. Motor Auger (Gen I) w/ Speed Sensor (w/Key) (101-3931-009)
19	3	P000852	Bolt - 3/8-16 x 0.75 x 0.75 Hex (F593 304 S/S FB) *
20	1	P000926	Sensor - Char-Lynn Motor Speed Sensor (60 Pulse)
21	2	P002081	Sprocket - #40 22 Tooth 7/8" Hex Bore
22	1	P002694	Key - Woodruff .25" x 1" #15
23	1	W000098	Bracket - Chain Tensioner Weldment
24	2	W00_ _ _ _	Auger (See Page 27 For P/N)
25	1	(R) W002454	Shield - Twin Auger Gen I Main Shield

(*) Included In K002081 - Kit - Hydraulic Auger Drive Hardware (Twin Auger) (S/S)

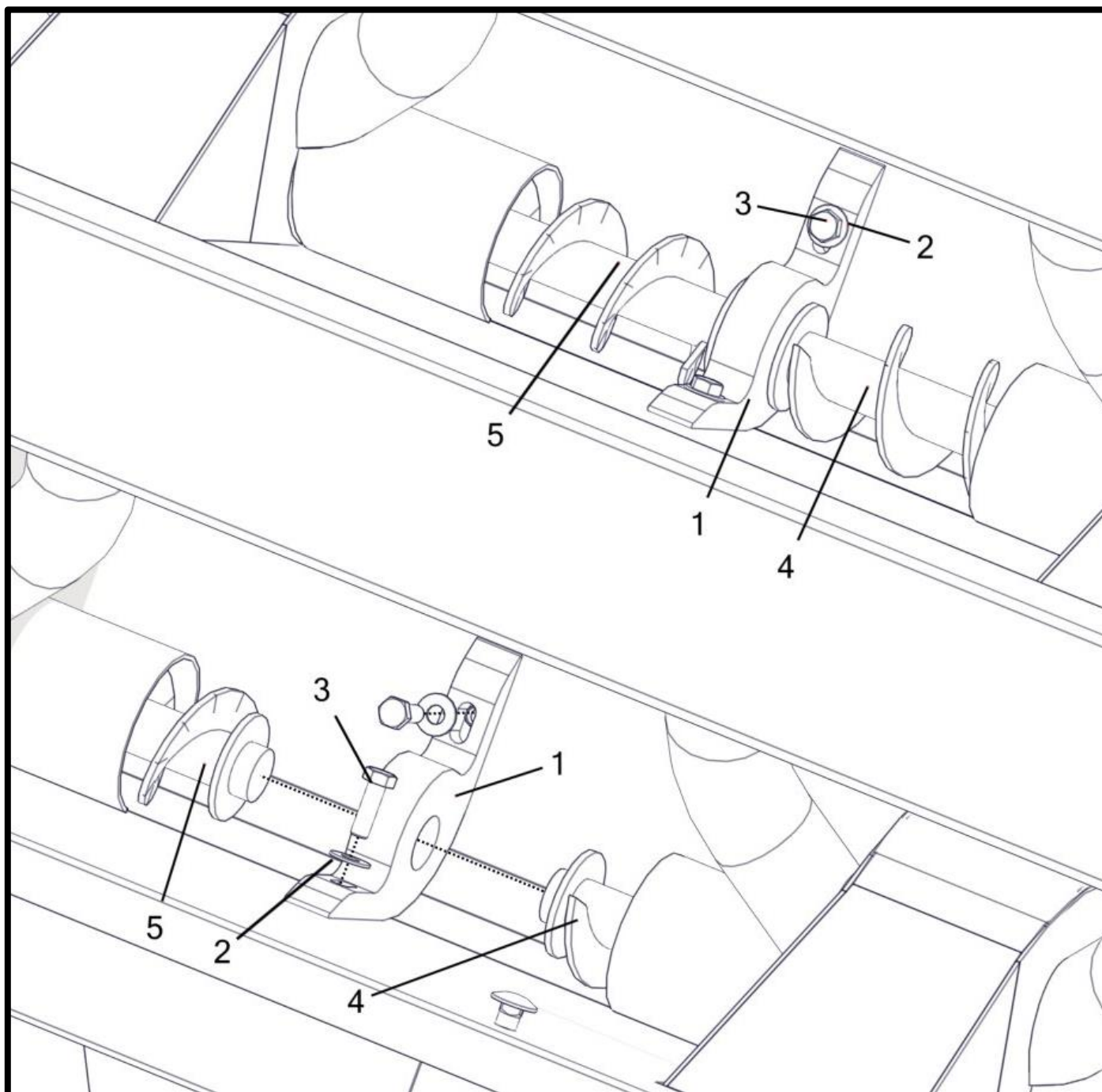
Replaceable Meter Parts



Replaceable Meter Parts

Item No.	Part Number	Description
1	M000178	Cap - 2" Orange w/Hole
2	M000220	Door - Meter Clean Out
3	M000290	Housing - Tent
	M000940	Housing - Twin Bin Tent (Left) (Not Shown)
	M001171	Housing - Twin Bin Tent (Right) (Not Shown)
4	P000161	Ball - Air Check

Two Section Meter - Center Bearings

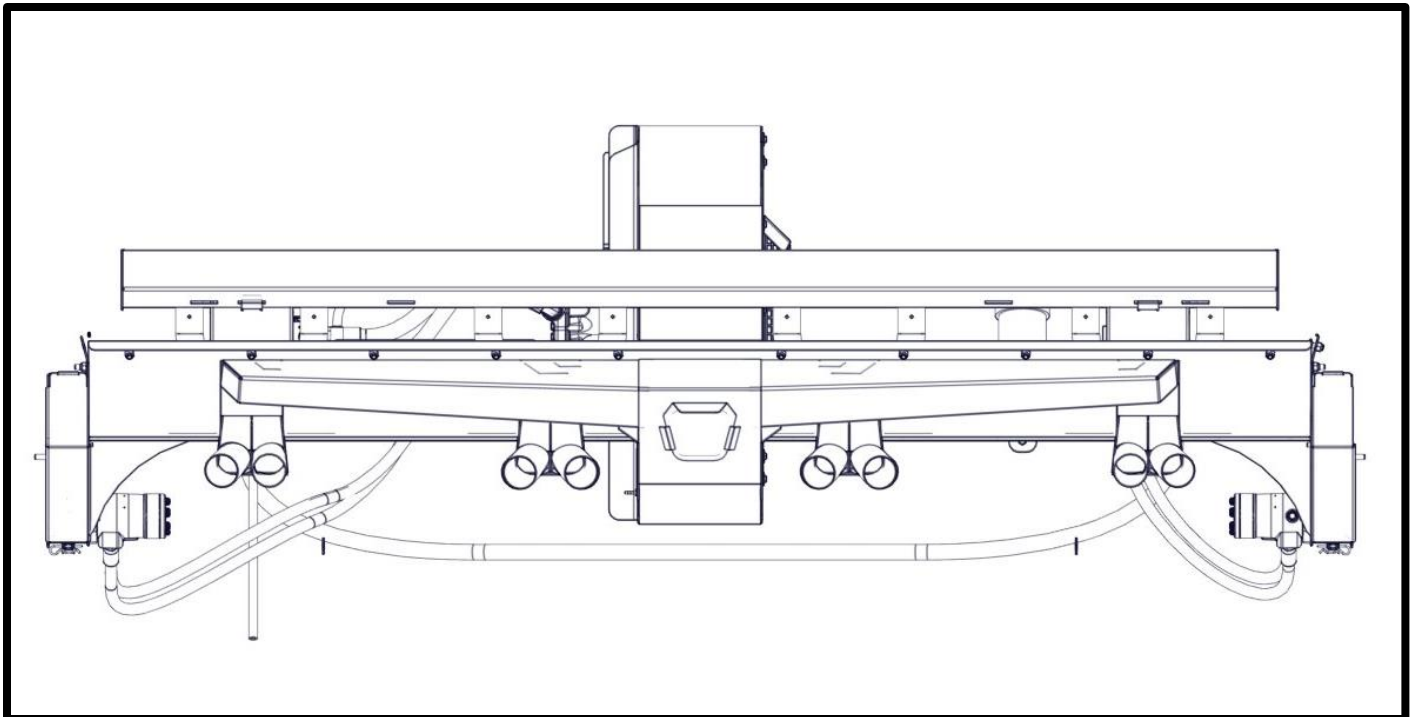


Two Section Meter - Center Bearings

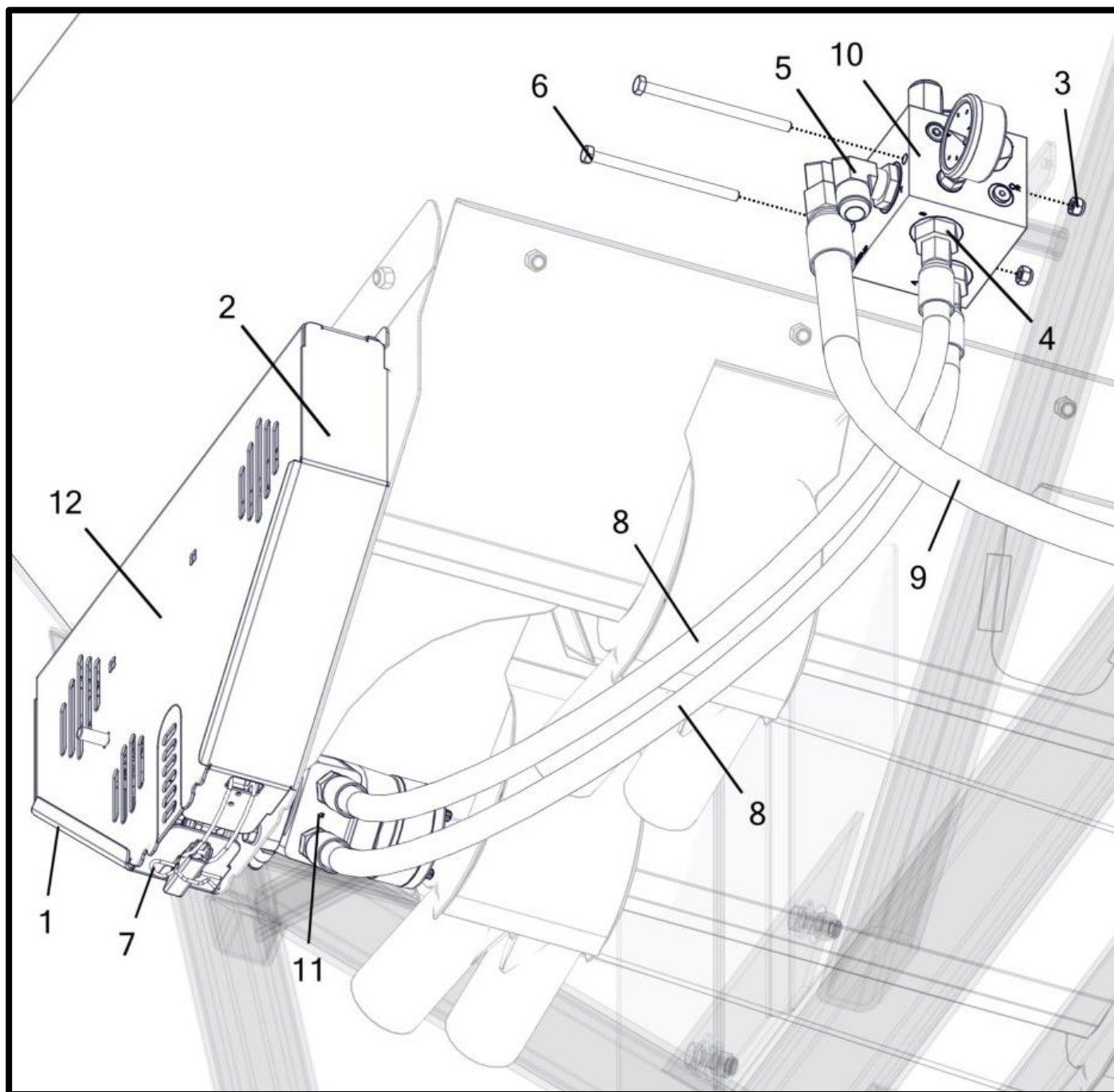
Item No.	Qty	Part Number	Description
1	2	M002753	Bearing - Section Control Block 2-12" (HO) (Shown)
	2	M003089	Bearing - Section Control Block 2" (STD)
2	4	P000109	Washer - 5/16" Flat (0.75" OD) (18-8 S/S FB)
3	4	P000711	Bolt - 5/16-18 x 1 x 0.875 Hex (F593 304 S/S FB)
4	2	W00_ _ _ _	Auger (See Page 29 for Auger P/N)
5	2	W00_ _ _ _	Auger (See Page 29 for Auger P/N)

Gen I Two Section Upgrade Kits

Part Number	Description
K002121	Kit - Gen I 16 Row 2 Section Upgrade (2-1/2" STD) *Check Harness Compatibility
K002122	Kit - Gen I 24 Row 2 Section Upgrade (2-1/2" STD) *Check Harness Compatibility



Two Section Meter - Motor And Hydraulic Block

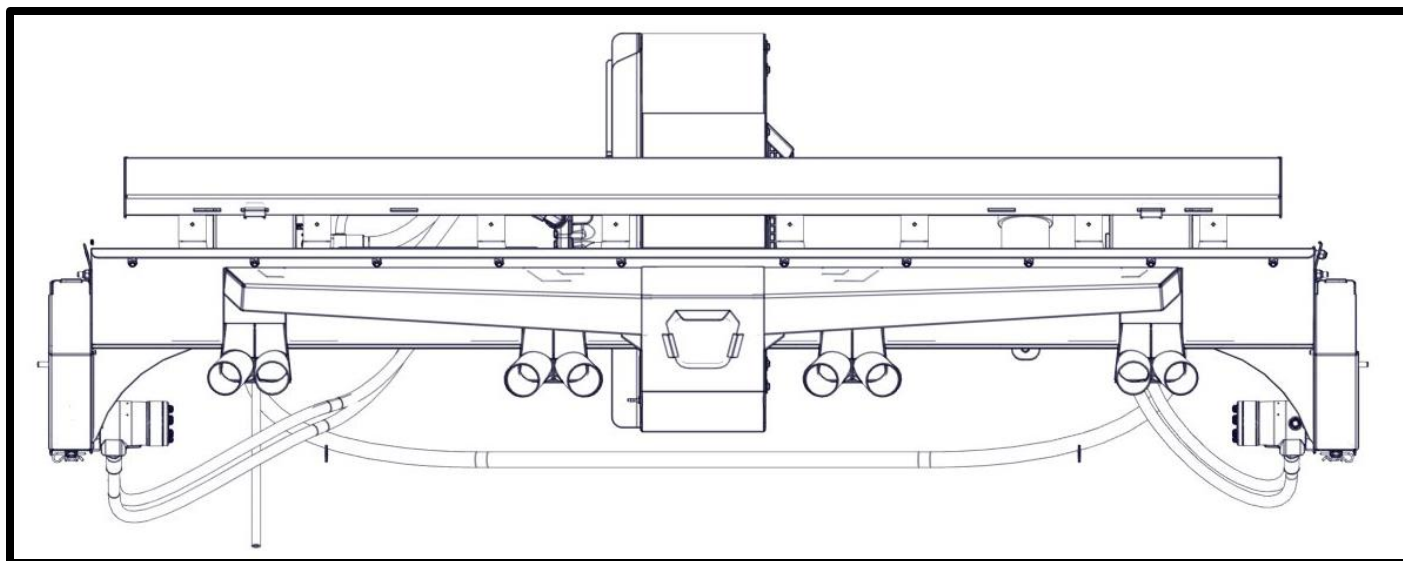


Two Section Meter - Motor And Hydraulic Block

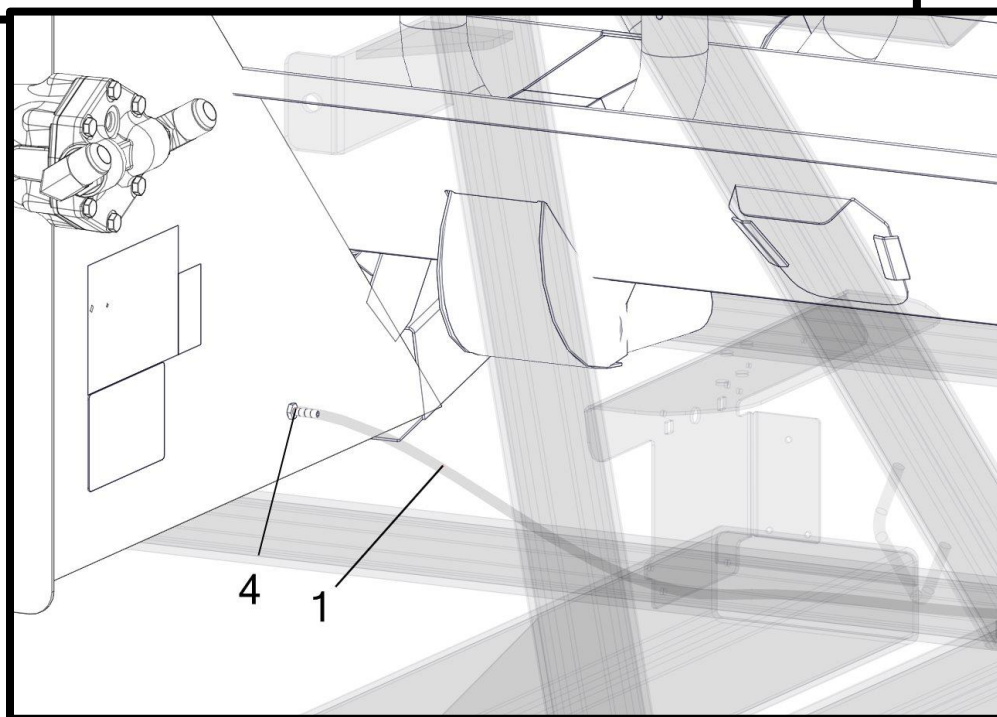
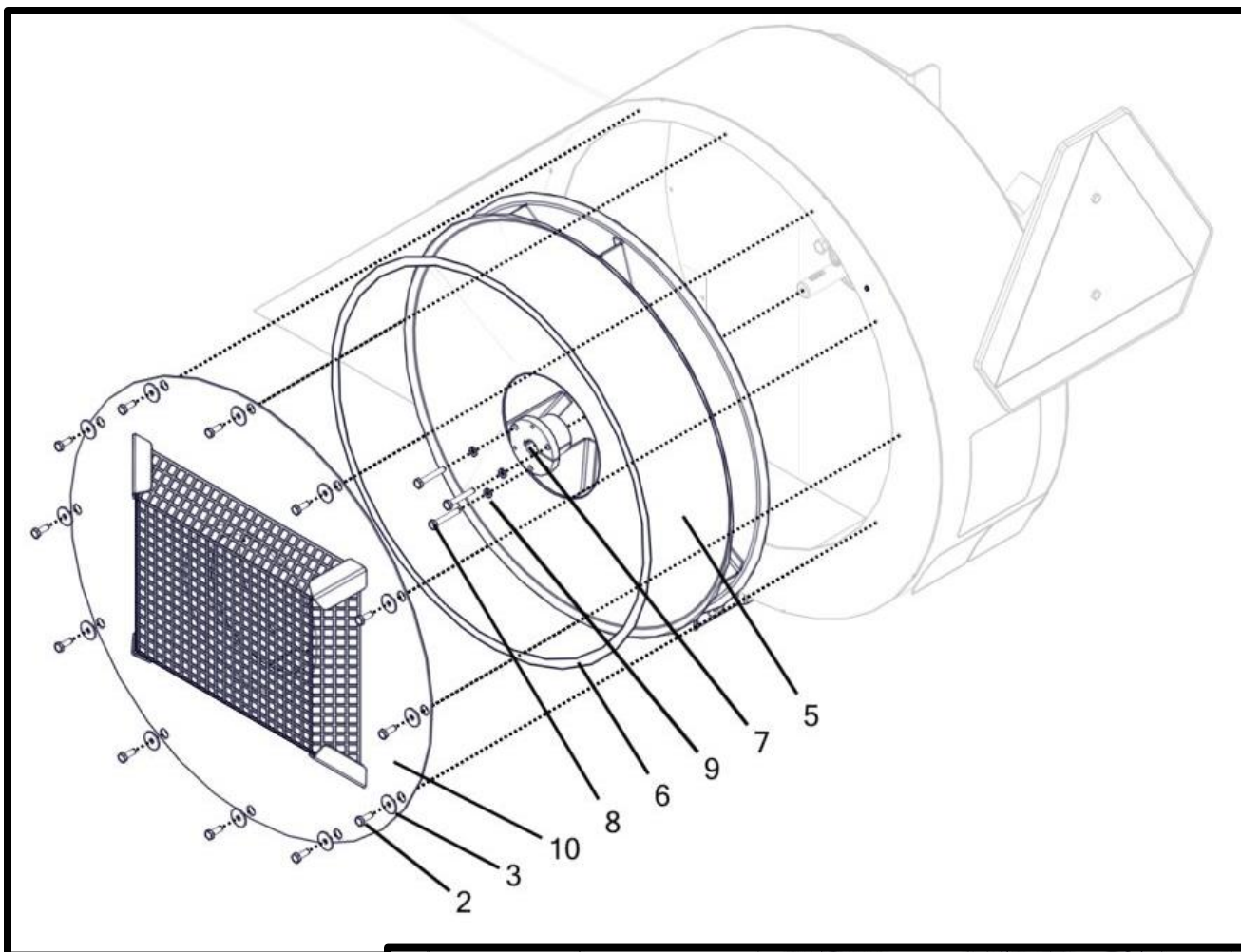
Item No.	Qty	Part Number	Description
1	1	A000162	Shield - Twin Auger Side Door
2	1	M001155	Shield - Twin Auger Safety Door (LH)
3	2	P000104	Nut - 5/16-18 Hex Nylon Lock (F594 316 S/S FB)
4	2	P000384	Fitting - Hyd - #12 M O-Ring x #8 M JIC Straight
		P002585	O-Ring - #12 Buna (4000-12)
5	2	P000385	Fitting - Hyd - #12 M JIC x #12 M O-Ring Elbow 90
		P002585	O-Ring - #12 Buna (4000-12)
6	2	P000505	Bolt - 5/16-18 x 5 x 0.875 Hex (F593 304 S/S FB)
7	1	P000567	Pin - Safety Shield Catch
8	2	P000714	Hose - Hydraulic 1/2" x 36" (#10 M O-ring x #8 F JIC Swivel)
		P002584	O-Ring - #10 Buna (4000-10)
9	1	P000715	Hose - Hydraulic 3/4" x 92" (#12 F JIC Swivel x #12 F JIC Swivel)
10	1	P000718	Valve - Electric Hydraulic Block Manifold (PWM Closed)
11	1	P000806	Motor - Hyd. Motor Auger (Gen I) w/ Speed Sensor w/ Key (101-3931-009)
12	1	(R) W002454	Shield - Twin Auger Gen I Main Shield

Gen I Two Section Upgrade Kits

Part Number	Description
K002121	Kit - Gen I 16 Row 2 Section Upgrade (2-1/2" STD) *Check Harness Compatibility
K002122	Kit - Gen I 24 Row 2 Section Upgrade (2-1/2" STD) *Check Harness Compatibility



Fan Assembly And Hardware



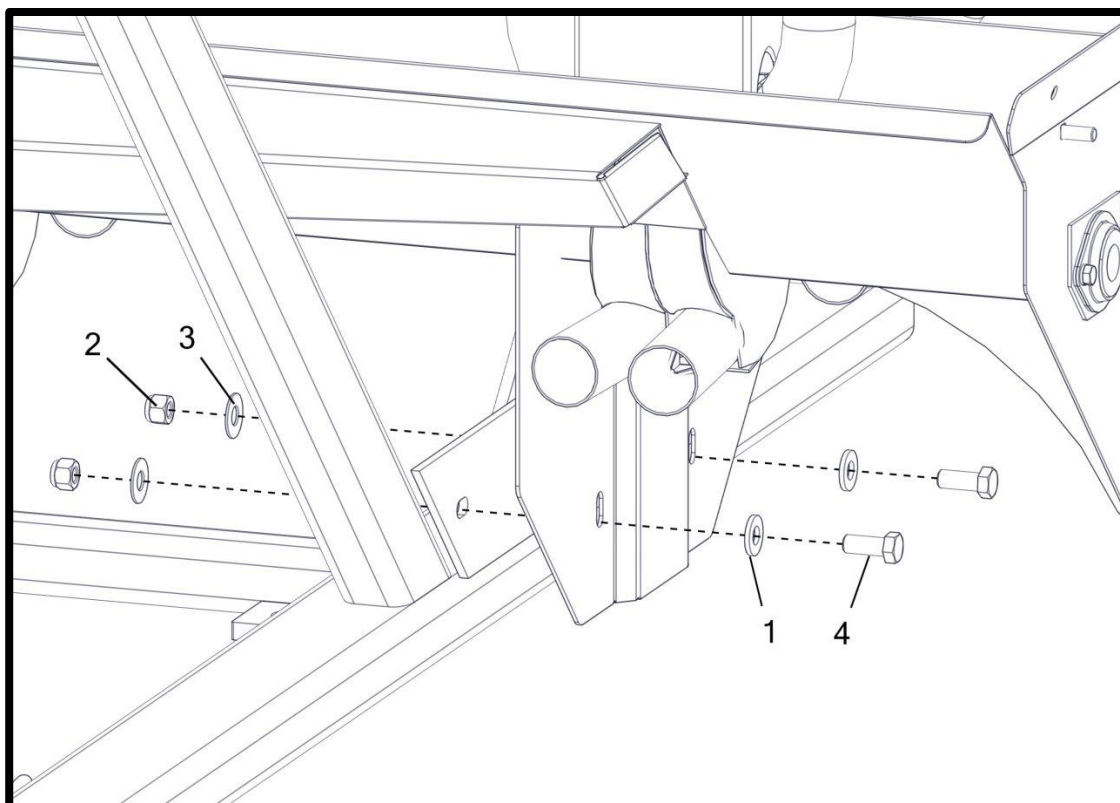
Fan Assembly And Hardware

Item No.	Qty	Part Number	Description
1	1	M001043	Hose - Air Gauge Fan Tube (126")
2	12	P000092	Bolt - 1/4-28 x 0.75 x 0.75 Hex (F593 304 S/S FB) *
3	12	P000108	Washer - 1/4" Fender (1" OD) (18-8 S/S FB) *
4	1	P000125	Fitting - Air - 3/16" Hose Barb x 1/8 NPT
5	1	P000148	Fan Wheel - 2210A (16-24 Row) (Shown)
	1	P000147	Fan Wheel - 1808A (8-12 Row)
6	6.25'	P000241	Fan Seal - Vinyl Foam Tape
7	1	P000364	Bushing - QD Taper Lock SD x .875" Bore x .25" Keyway
8	3	P002552	Bolt - 1/4-20 x 1.75 x 1.75 Hex (GR 5 M/S FG) †
9	3	P002554	Washer - 1/4" Split Lock (0.487" OD) (GR 5 M/S FG) †
10	1	W000055	Cover - Fan Inlet (2210) (16-24 Row) (Shown)
	1	W000056	Cover - Fan Inlet (1808) (8-12 Row)

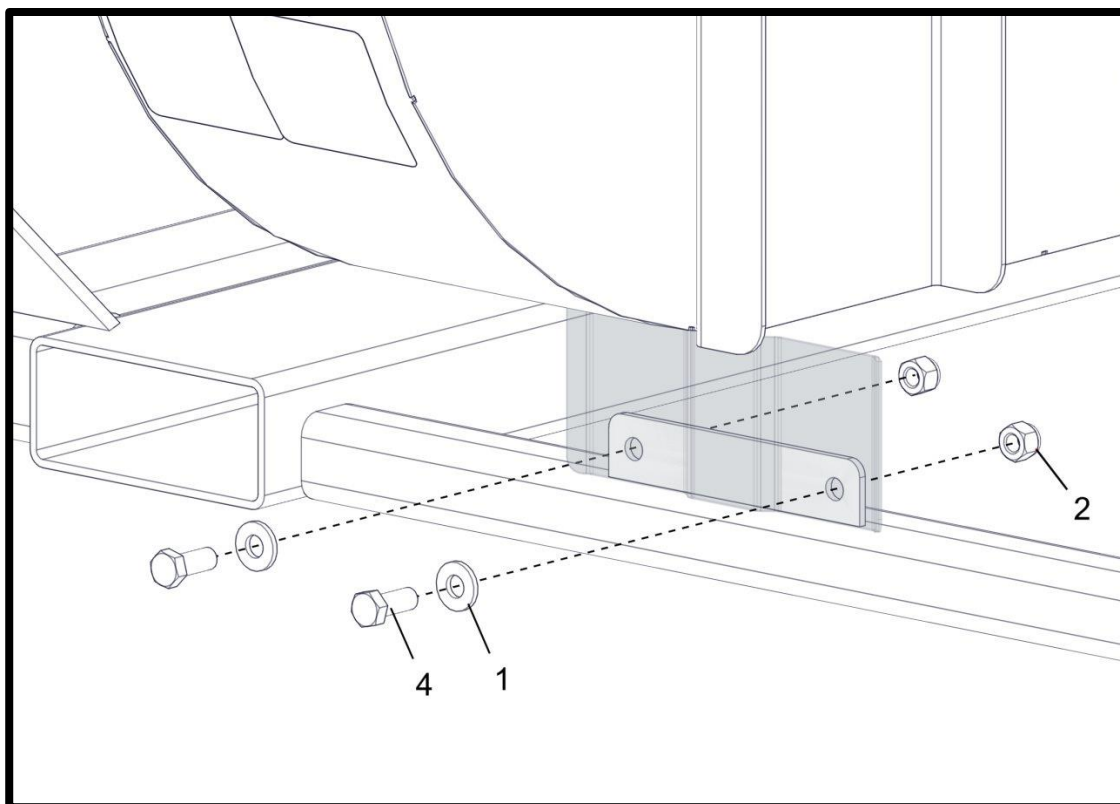
(*) Included In K000005 - Kit - Fan Hardware

(†) Included In K002095 - Kit - Fan Hub Hardware (QD Bushing)

Meter Supports



Fan Support


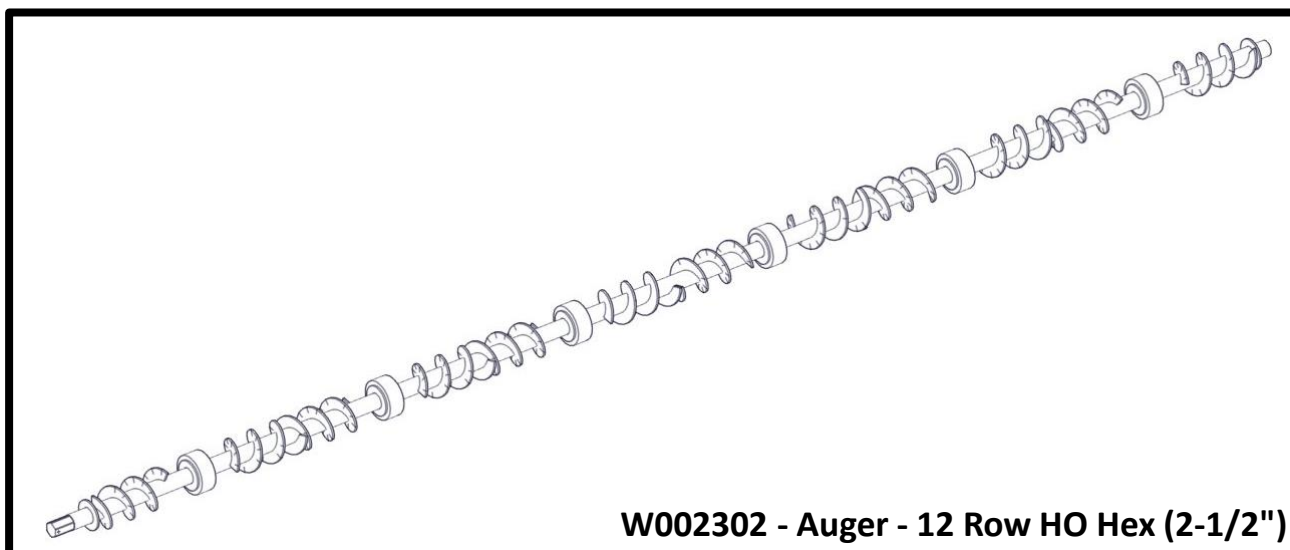



Meter And Fan Supports

Item No.	Qty	Part Number	Description
1	6	M002343	Washer - .53" I.D. x 1.25 O.D. x .135 Flat (304 S/S)
2	6	P000106	Nut - 1/2-13 Hex Nylon Lock (F594 316 S/S FB) *
3	4	P000114	Washer - 1/2" Flat (1.25" OD) (18-8 S/S FB) *
4	6	P002477	Bolt - 1/2-13 x 1.25 x 1.25 Hex (F593 304 S/S FB) *

(*) Included In K002080 - Kit - Cradle/Meter Bolts Hardware (S/S)

Auger Variations



Auger Variations*

Standard Rate Augers

W002314	Auger - 4 Row STD Hex (2")(Left Hand Half Auger)
W002322	Auger - 4 Row STD Hex (2") (Right Hand Half Auger)
W002315	Auger - 6 Row STD Hex (2") (Left Hand Half Auger)
W002323	Auger - 6 Row STD Hex (2") (Right Hand Half Auger)
W002303	Auger - 8 Row STD Hex (2")
W002300	Auger - 12 Row STD Hex (2")
W002309	Auger - 18 Row Front STD Hex (2")

High Output Rate Augers

W002312	Auger - 4 Row HO Hex (2-1/2") (Left Hand Half Auger)
W002319	Auger - 4 Row HO Hex (2-1/2") (Right Hand Half Auger)
W002311	Auger - 6 Row HO Hex (2-1/2") (Left Hand Half Auger)
W002318	Auger - 6 Row HO Hex (2-1/2") (Right Hand Half Auger)
W002304	Auger - 8 Row HO Hex (2-1/2")
W002302	Auger - 12 Row HO Hex (2-1/2")
W002308	Auger - 18 Row Front HO Hex (2-1/2")

Low Rate Augers

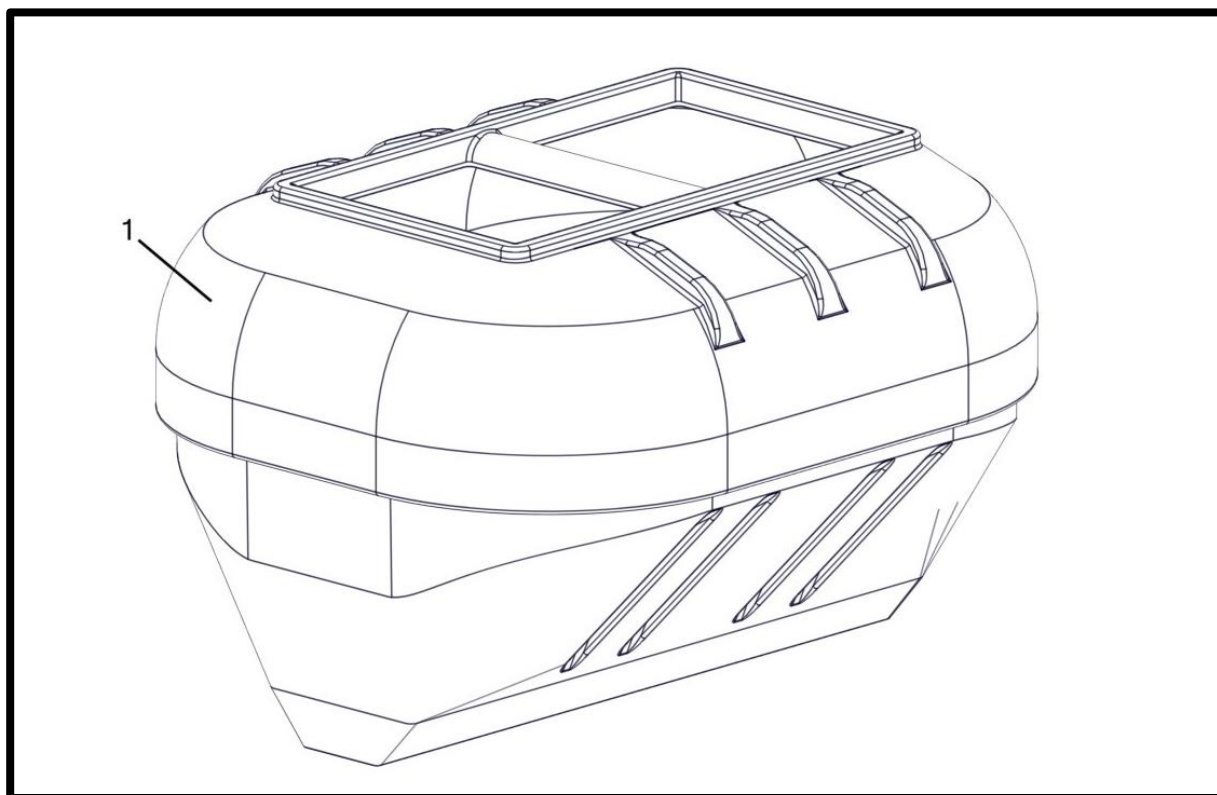
W002317	Auger - 4 Row Low Rate Hex (2")(Left Hand Half Auger)
W002325	Auger - 4 Row Low Rate Hex (2")(Right Hand Half Auger)
W002313	Auger - 4 Row Low Rate Hex (2-1/2") (Left Hand Half Auger)
W002321	Auger - 4 Row Low Rate Hex (2-1/2") (Right Hand Half Auger)
W002316	Auger - 6 Row Low Rate Hex (2")(Left Hand Half Auger)
W002324	Auger - 6 Row Low Rate Hex (2")(Right Hand Half Auger)
W002310	Auger - 6 Row Low Rate Hex (2-1/2")(Left Hand Half Auger)
W002320	Auger - 6 Row Low Rate Hex (2-1/2")(Right Hand Half Auger)
W002306	Auger - 8 Row Low Rate Hex (2")
W002301	Auger - 8 Row Low Rate Hex (2-1/2")
W002307	Auger - 12 Row Low Rate Hex (2")
W002305	Auger - 12 Row Low Rate Hex (2-1/2")

***Augers Listed Here Are For Model Year 2018**

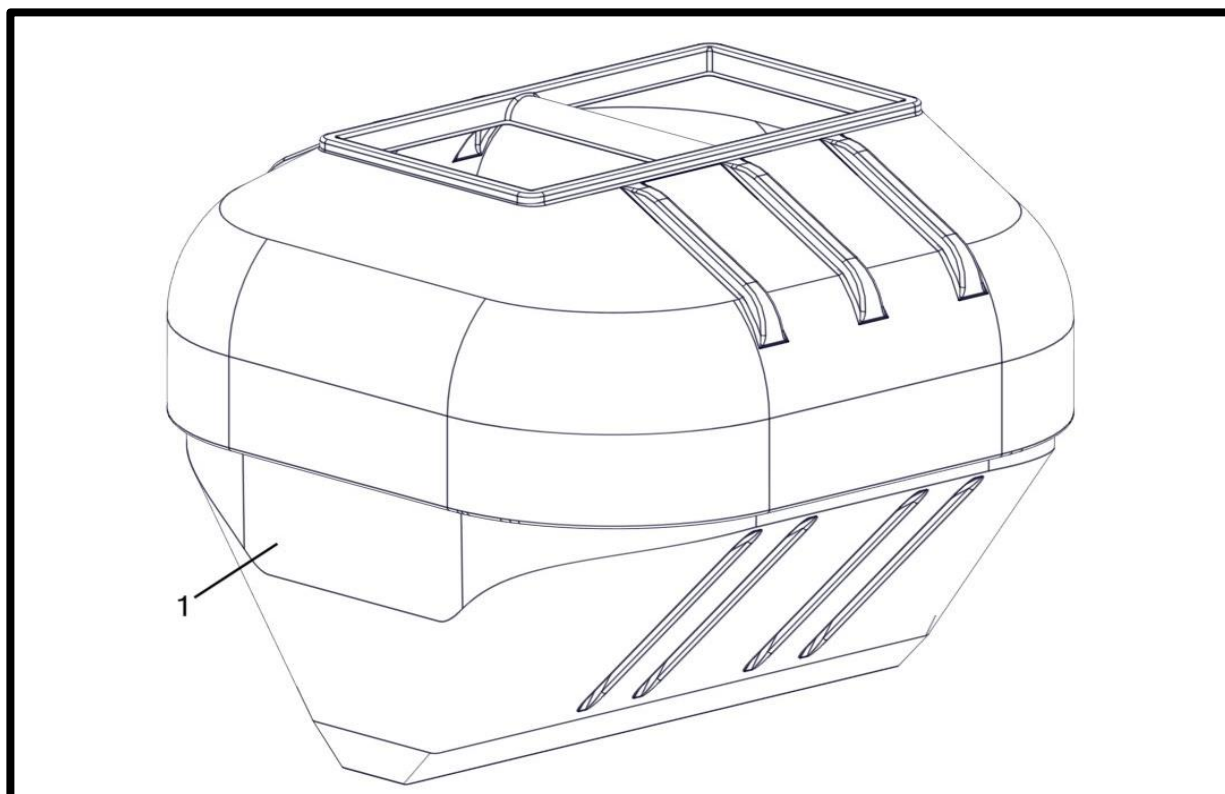
Serial Numbers (20874 - 21196)

**Augers Compatible With Older Models May Be Available,
Contact Customer Service For Details**

6 Ton Tank



9 Ton Tank



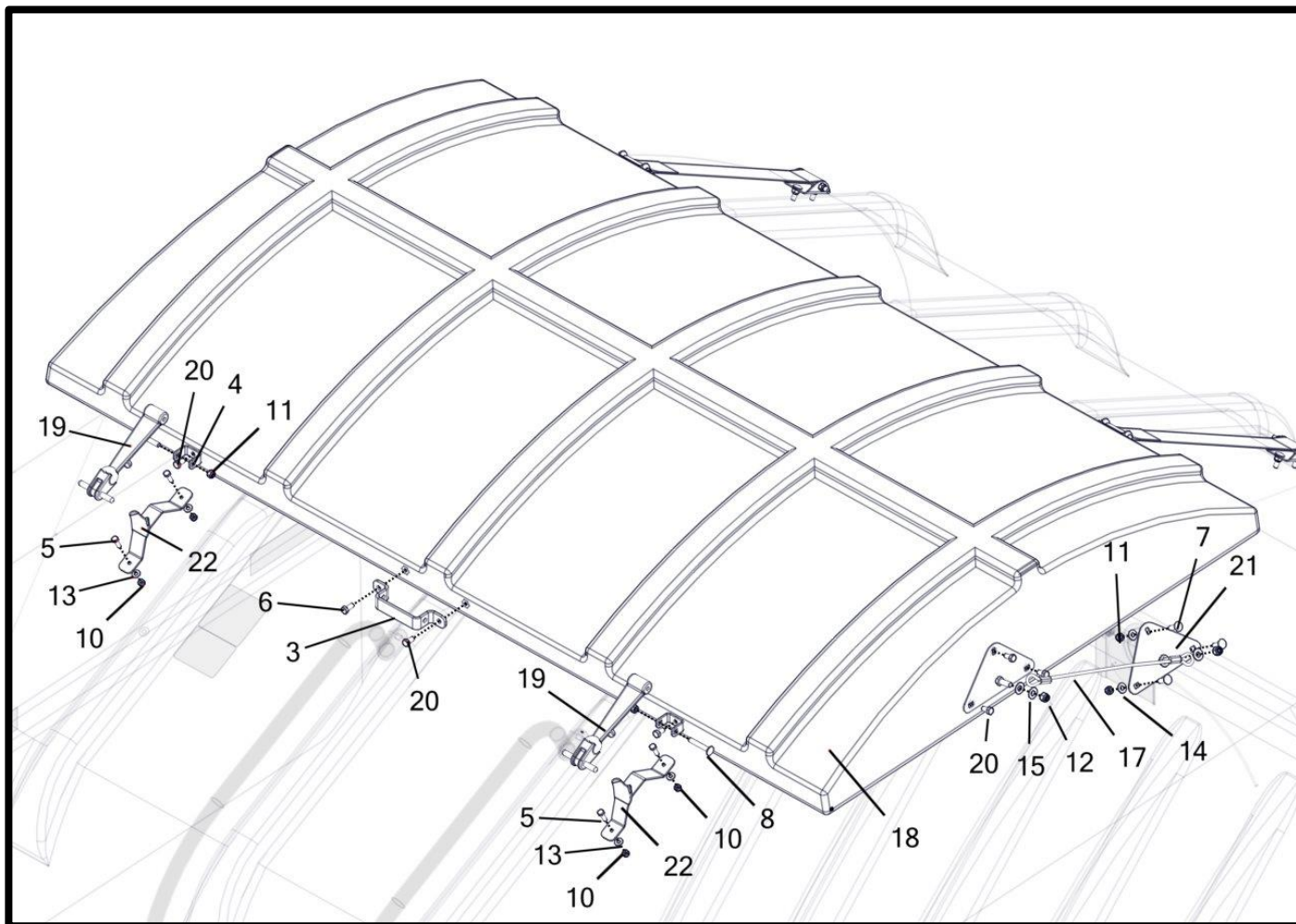
6 Ton Tank

Item No.	Qty.	Part Number	Description
1	1	P000185__	Tank - Poly 6 Ton

9 Ton Tank

Item No.	Qty.	Part Number	Description
1	1	P000186__	Tank - Poly 9 Ton

Lid - Deck Side



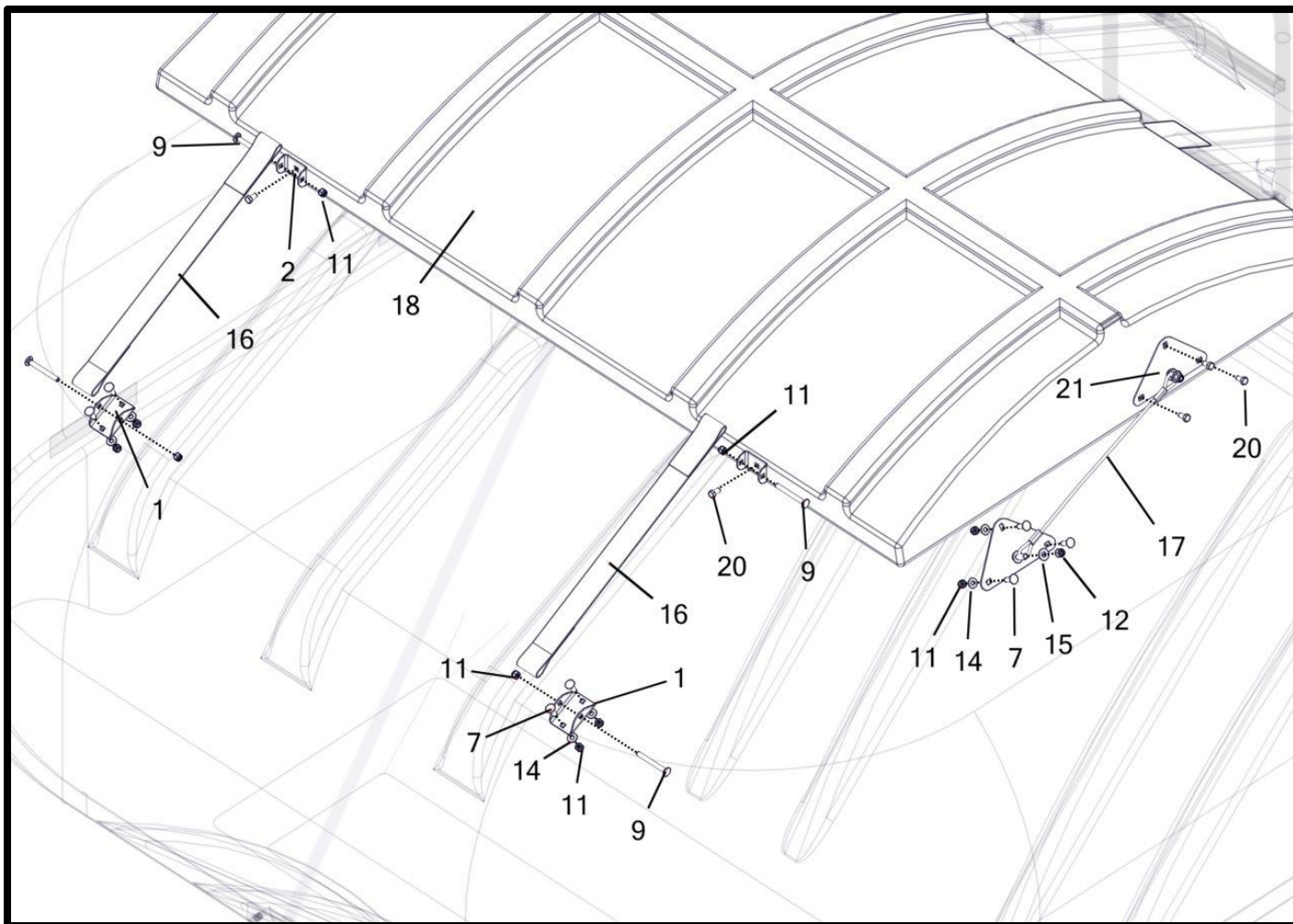
Lid - Deck Side

Item No.	Qty	Part Number	Description
1	2	M000010	Bracket - Tank Strap
2	2	M000011	Bracket - Lid Strap
3	1	M000016	Handle - Poly Lid
4	2	M000619	Bracket - Lid Latch Swivel
5	4	P000091	Bolt - 1/4-20 x 1 x 0.75 Hex (F593 304 S/S FB) †
6	1	P000093	Bolt - 5/16-18 x 0.75 x 0.75 Hex (F593 304 S/S FB) *
7	10	P000094	Bolt - 5/16-18 x 1 x 1 Carriage (F593 304 S/S FB) †
8	2	P000095	Bolt - 5/16-18 x 2 x 0.875 Carriage (F593 304 S/S FB) *
9	4	P000096	Bolt - 5/16-18 x 3 x 3 Carriage (F593 304 S/S FB) * †
10	4	P000103	Nut - 1/4-20 Hex Nylon Lock (F594 316 S/S FB) †
11	14	P000104	Nut - 5/16-18 Hex Nylon Lock (F594 316 S/S FB) * †
12	4	P000105	Nut - 3/8-16 Hex Nylon Lock (F594 316 S/S FB) * †
13	4	P000107	Washer - 1/4" Flat (0.625" OD) (18-8 S/S FB) †
14	9	P000109	Washer - 5/16" Flat (0.75" OD) (18-8 S/S FB) †
15	8	P000111	Washer - 3/8" Flat (0.875" OD) (18-8 S/S FB) *
16	2	P000129	Strap - Lid
17	2	P000130	Cable - Lid
18	1	P000187__	Tank Lid - Poly
19	2	P000553	Latch - Lid Components (2011-Present)
20	11	P000610	Bolt - 5/16-18 x 0.625 x 0.625 Hex (F593 304 S/S FB) *
21	4	W000100	Bracket - Lid Cable
22	2	W000167	Bracket - Lid Latch Weldment

(*) Included In K000016 - Kit - Lid Hardware

(†) Included In K000019 - Kit - Lid to Tank Hardware

Lid - Non-deck Side



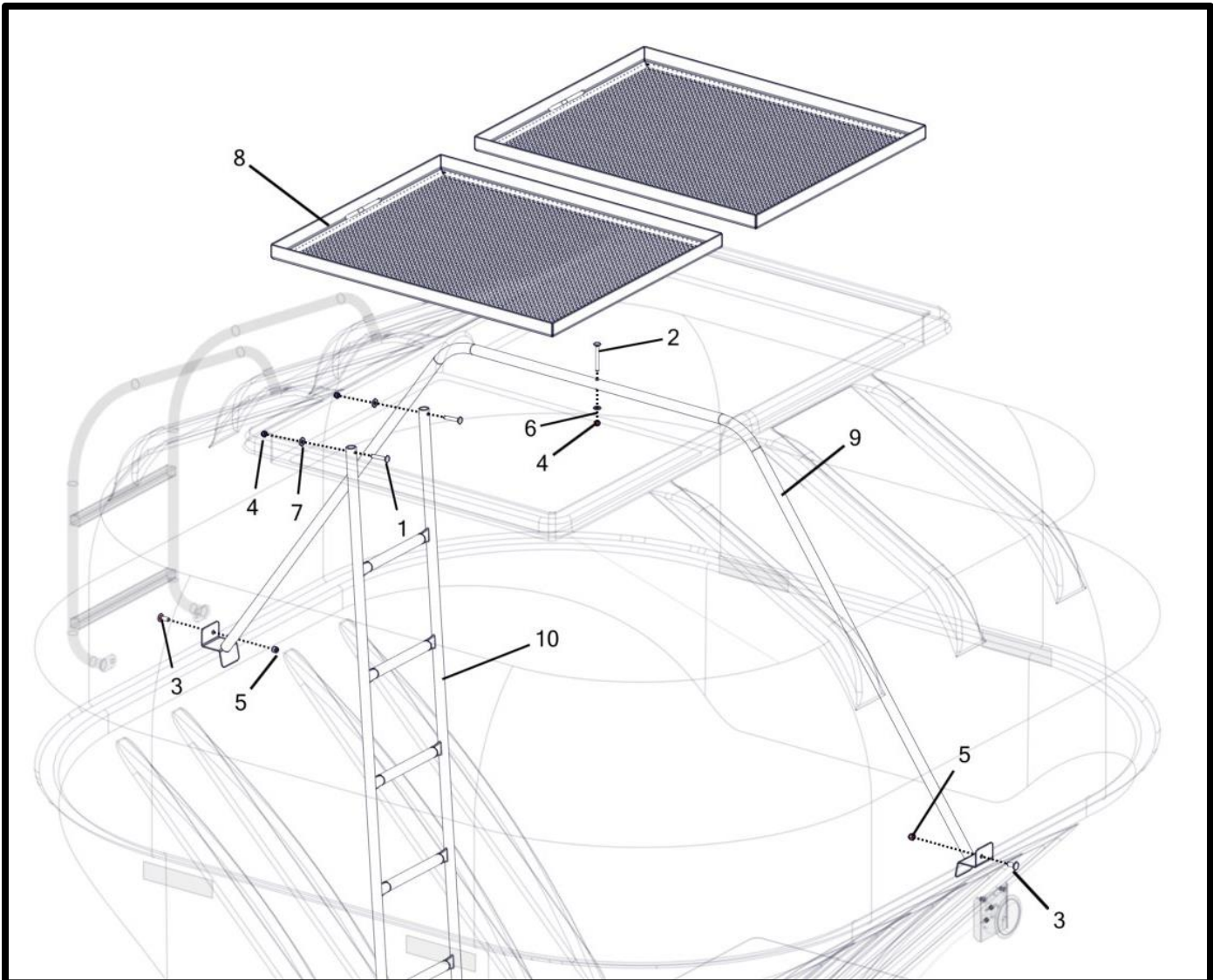
Lid - Non-deck Side

Item No.	Qty	Part Number	Description
1	2	M000010	Bracket - Tank Strap
2	2	M000011	Bracket - Lid Strap
3	1	M000016	Handle - Poly Lid
4	2	M000619	Bracket - Lid Latch Swivel
5	4	P000091	Bolt - 1/4-20 x 1 x 0.75 Hex (F593 304 S/S FB) †
6	1	P000093	Bolt - 5/16-18 x 0.75 x 0.75 Hex (F593 304 S/S FB) *
7	10	P000094	Bolt - 5/16-18 x 1 x 1 Carriage (F593 304 S/S FB) †
8	2	P000095	Bolt - 5/16-18 x 2 x 0.875 Carriage (F593 304 S/S FB) *
9	4	P000096	Bolt - 5/16-18 x 3 x 3 Carriage (F593 304 S/S FB) * †
10	4	P000103	Nut - 1/4-20 Hex Nylon Lock (F594 316 S/S FB) †
11	14	P000104	Nut - 5/16-18 Hex Nylon Lock (F594 316 S/S FB) * †
12	4	P000105	Nut - 3/8-16 Hex Nylon Lock (F594 316 S/S FB) * †
13	4	P000107	Washer - 1/4" Flat (0.625" OD) (18-8 S/S FB) †
14	9	P000109	Washer - 5/16" Flat (0.75" OD) (18-8 S/S FB) †
15	8	P000111	Washer - 3/8" Flat (0.875" OD) (18-8 S/S FB) *
16	2	P000129	Strap - Lid
17	2	P000130	Cable - Lid
18	1	P000187__	Tank Lid - Poly
19	2	P000553	Latch - Lid Components (2011-Present)
20	11	P000610	Bolt - 5/16-18 x 0.625 x 0.625 Hex (F593 304 S/S FB) *
21	4	W000100	Bracket - Lid Cable
22	2	W000167	Bracket - Lid Latch Weldment

(*) Included In K000016 - Kit - Lid Hardware

(†) Included In K000019 - Kit - Lid to Tank Hardware

Inside Tank



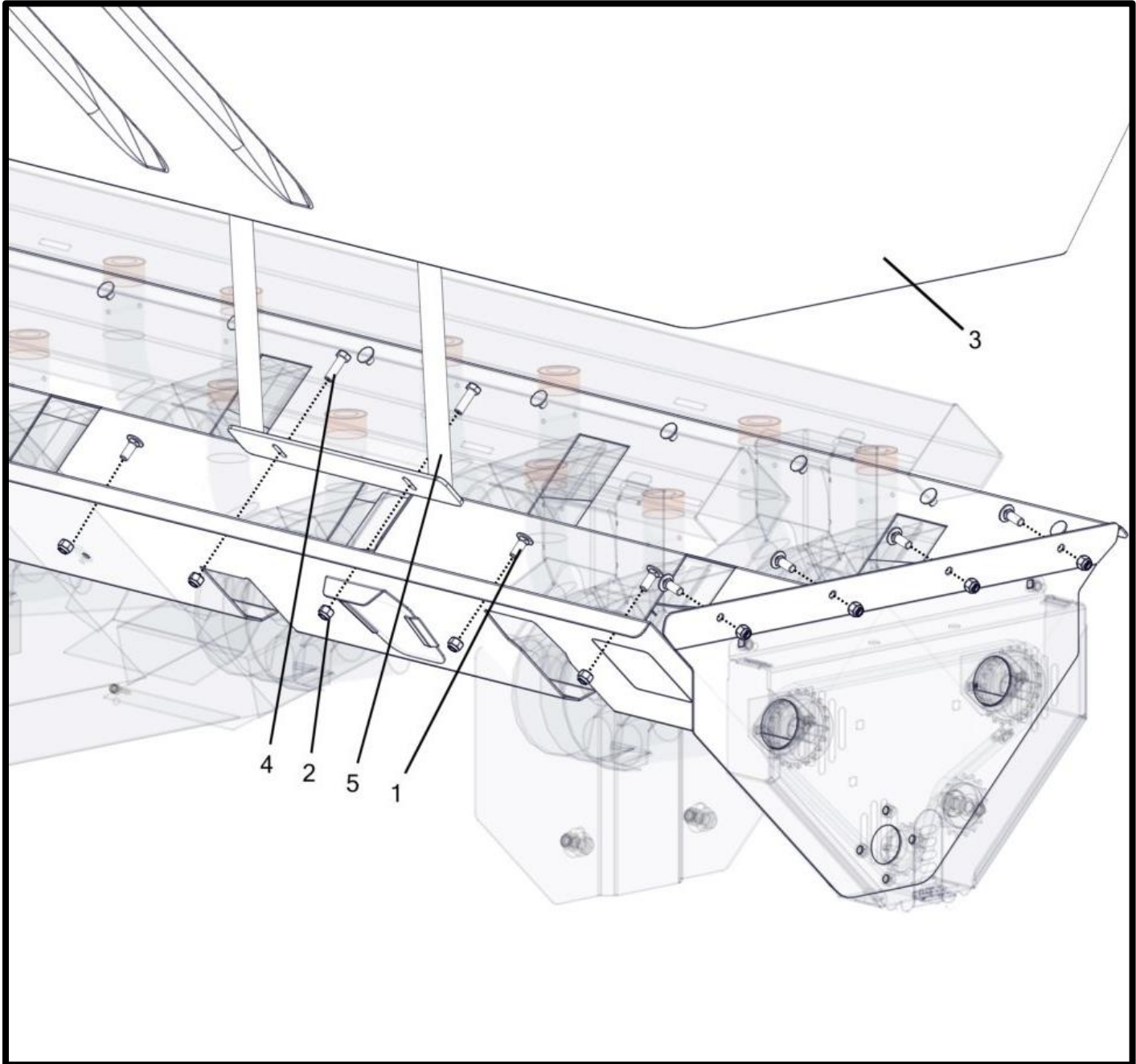
Inside Tank

Item No.	Qty.	Part Number	Description
1	2	P000095	Bolt - 5/16-18 x 2 x 0.875 Carriage (F593 304 S/S FB) *
2	1	P000096	Bolt - 5/16-18 x 3 x 3 Carriage (F593 304 S/S FB) †
3	2	P000098	Bolt - 3/8-16 x 1 x 1 Carriage (F593 304 S/S FB) * †
4	3	P000104	Nut - 5/16-18 Hex Nylon Lock (F594 316 S/S FB) * †
5	2	P000105	Nut - 3/8-16 Hex Nylon Lock (F594 316 S/S FB) * †
6	1	P000109	Washer - 5/16" Flat (0.75" OD) (18-8 S/S FB) †
7	2	P000111	Washer - 3/8" Flat (0.875" OD) (18-8 S/S FB) *
8	2	W000071	Screen - Tank Top (1/2" C/C) (Shown)
		W000160	Screen - Tank Top (3/4" C/C)
9	1	W000093	Brace - Tank (9 Ton) (Shown)
		W000092	Brace - Tank (6 Ton)
10	1	W000095	Ladder - Twin Auger (9Ton) (16-24 Row) (Shown)
		W000094	Ladder - Single Auger (9Ton) (8-12 Row)
		W000096	Ladder - Single Auger (6Ton) (8-12 Row)
		W000097	Ladder - Twin Auger (6Ton) (16-24 Row)

(*) Included In K000003 - Kit - Skid Hardware (Twin Auger)

(†) Included In K000019 - Kit - Lid to Tank Hardware

Tank To Meter



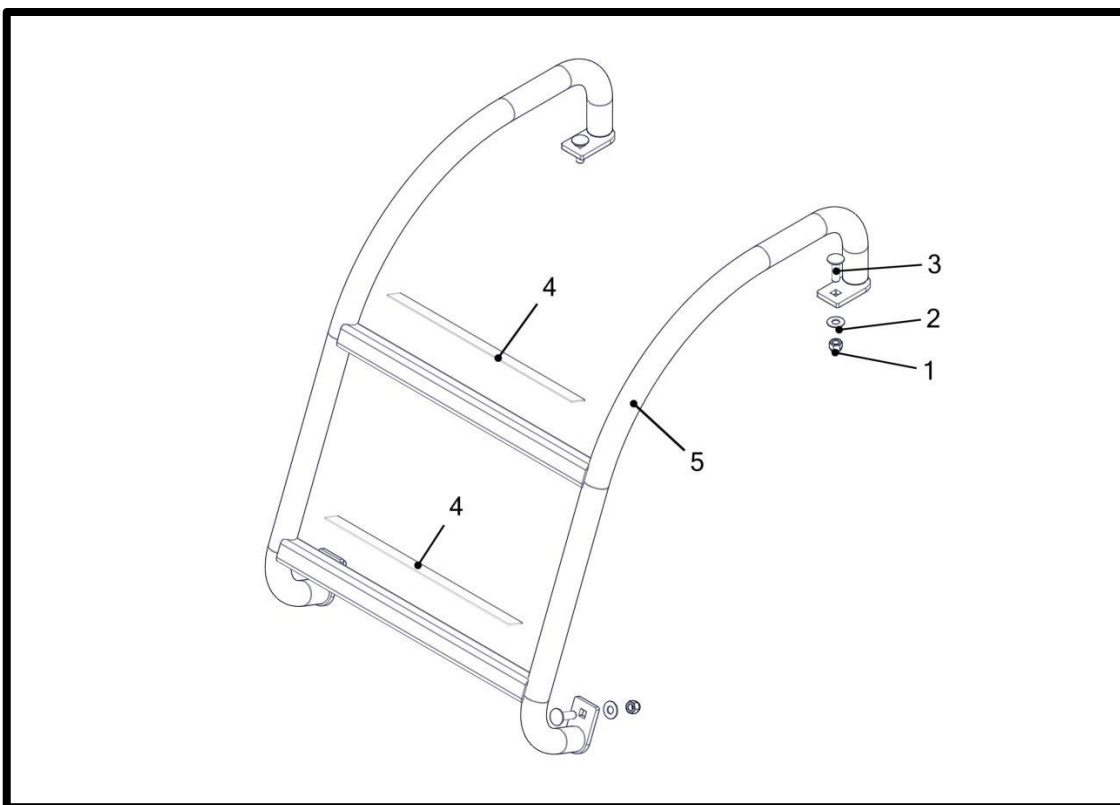
Tank To Meter

Item No.	Qty	Part Number	Description
1	26	P000098	Bolt - 3/8-16 x 1 x 1 Carriage (F593 304 S/S FB) * †
2	28	P000105	Nut - 3/8-16 Hex Nylon Lock (F594 316 S/S FB) * †
3	1	P000186__	Tank - Poly 9 Ton (Shown)
	1	P000185__	Tank - Poly 6 Ton
4	2	P000416	Bolt - 3/8-16 x 1.25 x 1 Hex (F593 304 S/S FB) * †
5	1	W000095	Ladder - Twin Auger (9Ton) (16-24 Row) (Shown)
		W000094	Ladder - Single Auger (9Ton) (8-12 Row)
		W000096	Ladder - Single Auger (6Ton) (8-12 Row)
		W000097	Ladder - Twin Auger (6Ton) (16-24 Row)

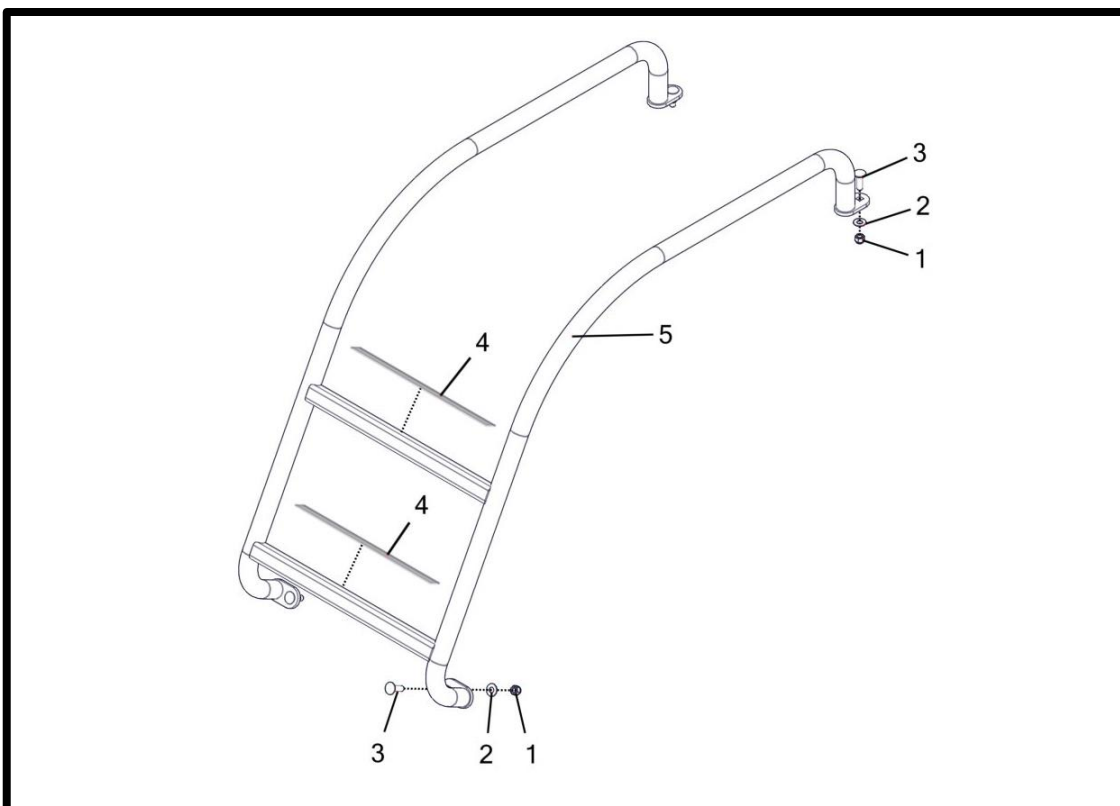
(*) Included In K000002 - Kit - Unit Hardware (Single Auger)

(†) K000003 - Kit - Skid Hardware (Twin Auger)

Handrail - 6 Ton



Handrail - 9 Ton



Handrail - 6 Ton

Item No.	Qty.	Part Number	Description
		(N) A002451__	Handrail - 6 Ton
1	4	P000105	Nut - 3/8-16 Hex Nylon Lock (F594 316 S/S FB) *
2	4	P000111	Washer - 3/8" Flat (0.875" OD) (18-8 S/S FB) *
3	4	P000303	Bolt - 3/8-16 x 1.25 x 1 Carriage (F593 304 S/S FB) *
4	2	P000473	Decal - Anti-Slip Safety Tape (1" x 13") Black 36g
5	1	(N) W002583__	Rail - 6 Ton Tank Hand

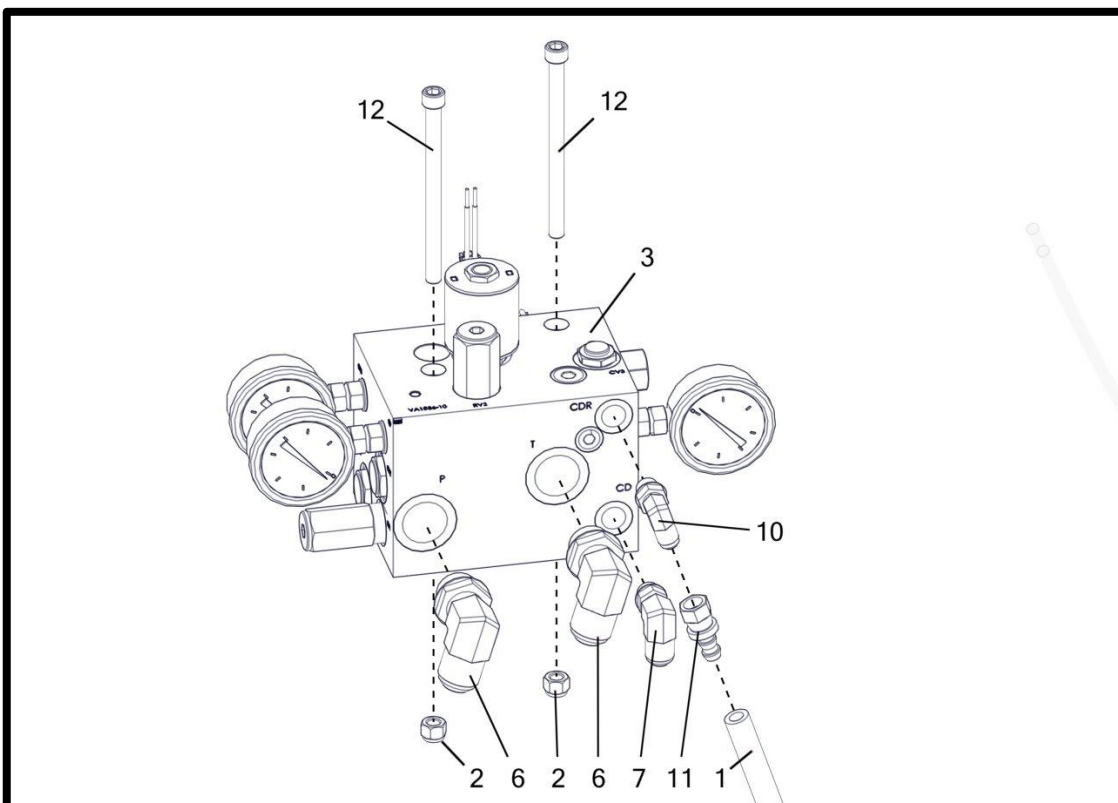
(*) Included In K000056 - Kit - Handrail Hardware

Handrail - 9 Ton

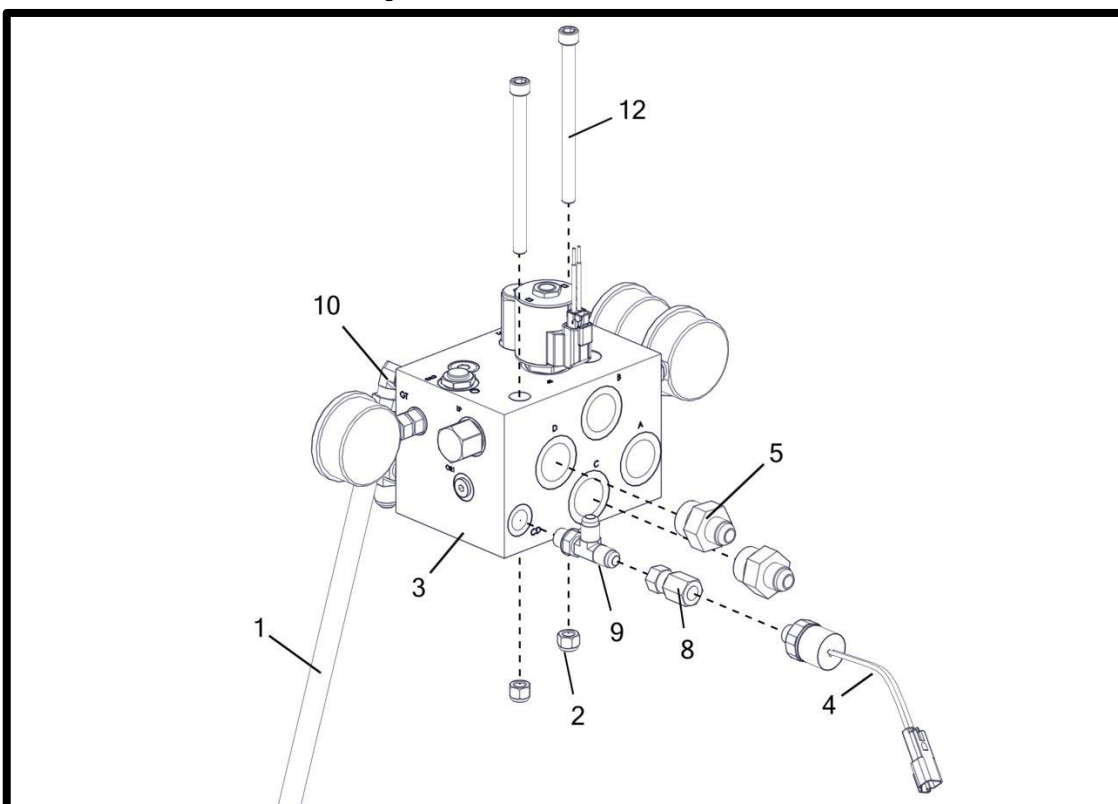
Item No.	Qty.	Part Number	Description
		(N) A002449__	Handrail - 9 Ton
1	4	P000105	Nut - 3/8-16 Hex Nylon Lock (F594 316 S/S FB) *
2	4	P000111	Washer - 3/8" Flat (0.875" OD) (18-8 S/S FB) *
3	4	P000303	Bolt - 3/8-16 x 1.25 x 1 Carriage (F593 304 S/S FB) *
4	2	P000473	Decal - Anti-Slip Safety Tape (1" x 13") Black 36g
5	1	(N) W002582__	Rail - 9 Ton Tank Hand

(*) Included In K000056 - Kit - Handrail Hardware

Hydraulic Block Front



Hydraulic Block Rear



Hydraulic Block Fittings And Hardware

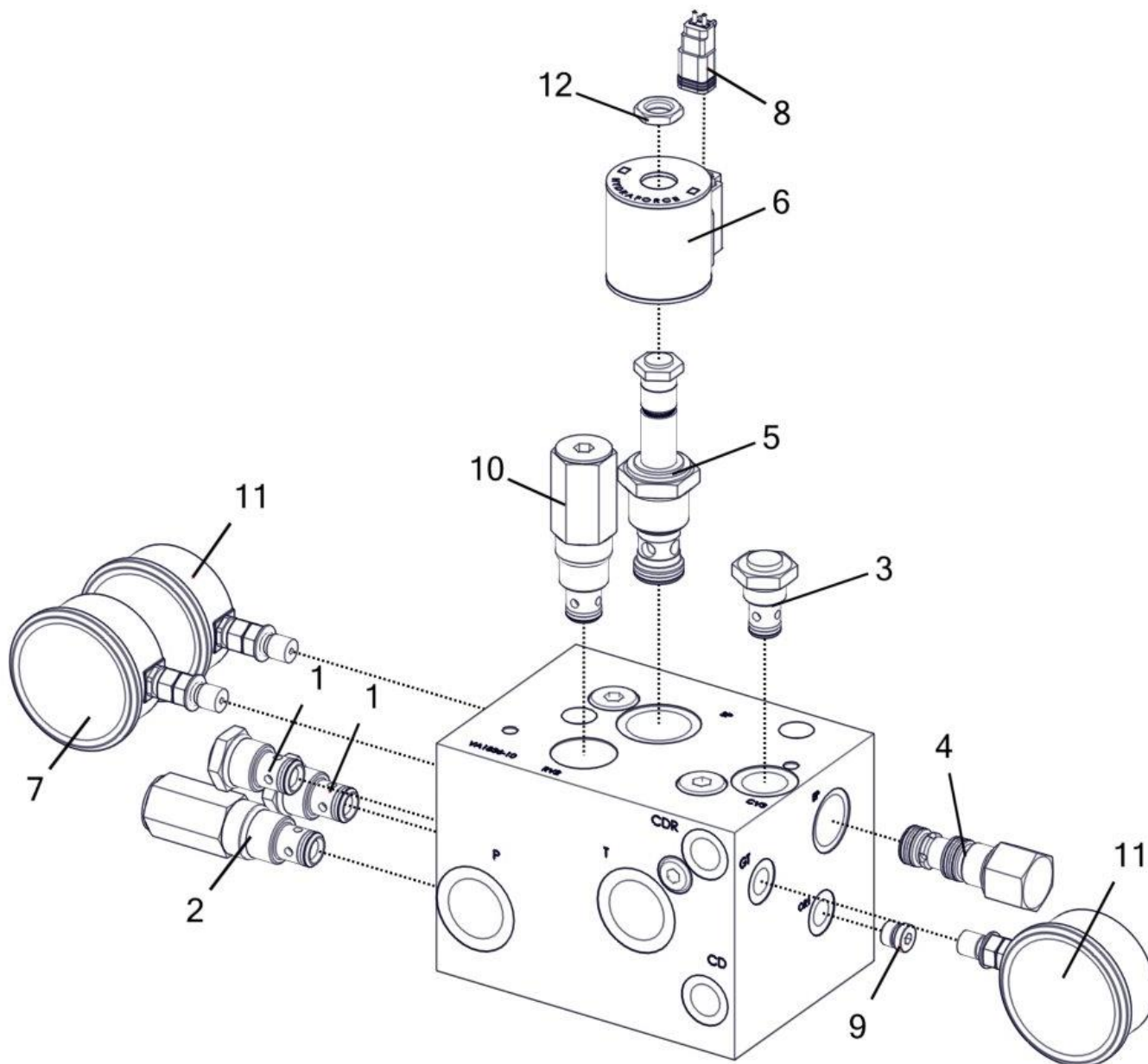
Item No.	Qty.	Part Number	Description
1	1	M001042	Hose - Manifold Case Drain Bypass
2	2	P000105	Nut - 3/8-16 Hex Nylon Lock (F594 316 S/S FB) * †
3	1	P000352	Manifold - Hydraulic Control
4	1	P000378	Switch - Hyd Pressure Sensor (15-35 PSI) (Case Drain)
5	2	P000384	Fitting - Hyd - #12 M O-Ring x M #8 JIC Straight ‡
		P002585	O-Ring - #12 Buna (4000-12)
6	2	P000385	Fitting - Hyd - #12 M JIC x #12 M O-Ring Elbow 90 ‡
		P002585	O-Ring - #12 Buna (4000-12)
7	1	P000386	Fitting - Hyd - #6 M O-Ring x #8 M JIC Elbow 90 ‡
		P002582	O-Ring - #6 Buna (4000-06)
8	1	P000388	Fitting - Hyd - #6 F JIC x 1/4" F Pipe Adapter Union ‡
9	1	P000389	Fitting - Hyd - 1&3=#6 M JIC, 2=#6 M O-Ring Tee ‡
		P002582	O-Ring - #6 Buna (4000-06)
10	1	P000390	Fitting - Hyd - #6 M O-Ring x #6 M JIC Elbow 90 ‡
		P002582	O-Ring - #6 Buna (4000-06)
11	1	P000391	Fitting - #6 F JIC Adapter to 3/8" Push-Lock Barb ‡
12	2	P000619	Bolt - 3/8-16 x 5 x 1 Socket Head (F593 316 S/S FB) * †

(*) Included In K002128 - Kit - Hydraulic Auger Drive Hardware (S/S)

(†) Included In K002081 - Kit - Hydraulic Auger Drive Hardware (Twin Auger) (S/S)

(‡) Included In K000031 - Kit - Hydraulic Fittings and Hoses for Manifold Units

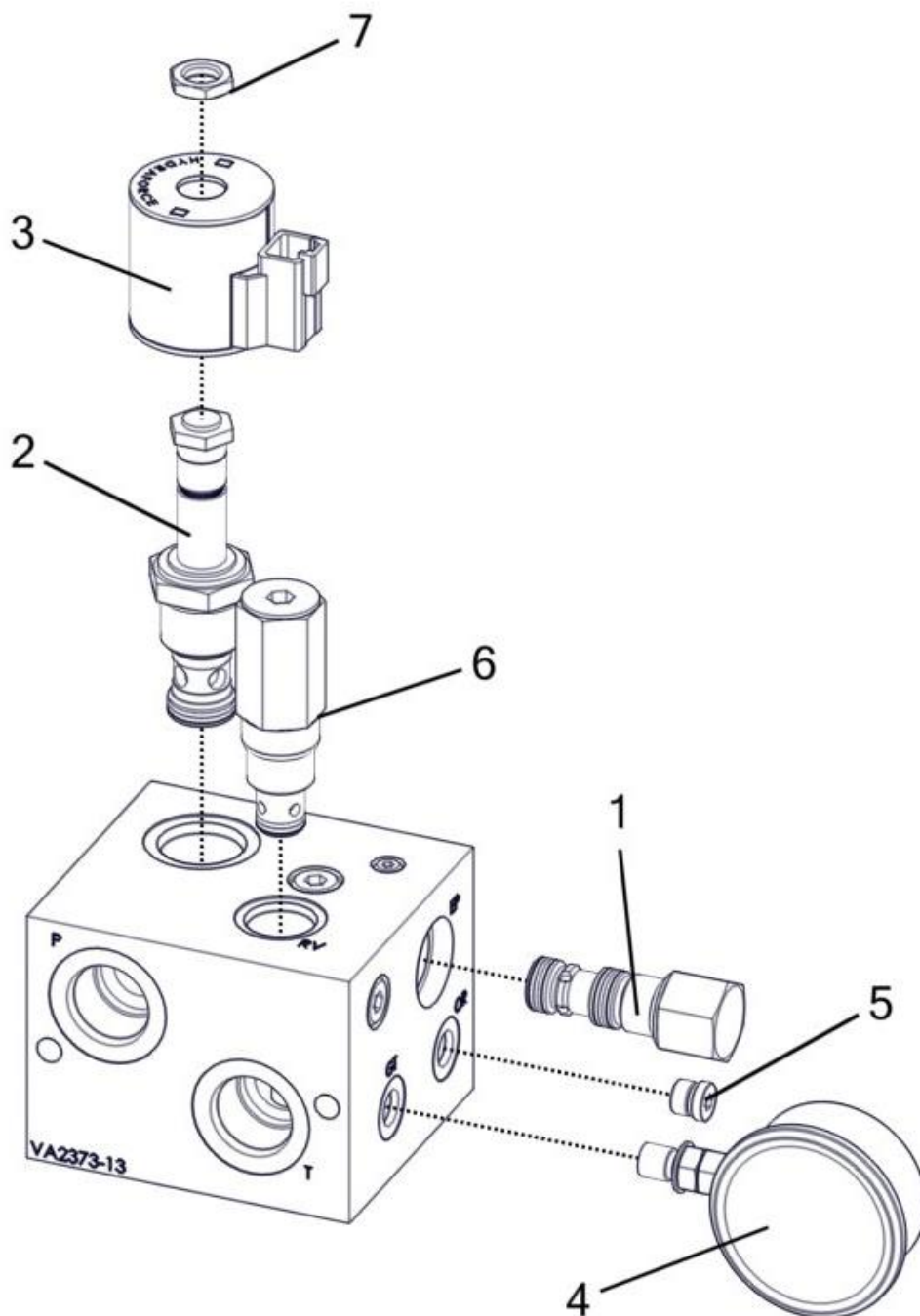
Hydraulic Block Components (P000352)



Hydraulic Block Components (P000352)

Item No.	Qty	Part Number	Description
1	2	P000355	Valve - Hyd. - #10 Size Check, 20 GPM, 10 PSI (565845)
		P002568	Kit - 565803 Replacement Seal
2	1	P000356	Valve - Hyd. - #10 Size Relief Differential, Poppet, 20 GPM, 3000 PSI (889553)
		P002568	Kit - 565803 Replacement Seal
3	1	P000358	Valve - Hyd. - #8 Size Check, 8 GPM, 25PSI (02-171258)
		P002569	Kit - 02-165875 Replacement Seal
4	1	P000359	Valve - Hyd. - #10 Size EP Logic Element, 20 GPM, 80 PSI (EPFR50-S35-0-N-80)
		P002570	Kit - SK10-3N-MM Replacement Seal
5	1	P000360	Valve - Hyd. - #12 Size Proportional Control, 2-Way, NC, Poppet (PWM) (SP12-20-0-N-00)
		P002571	Kit - SK12-2N-T Replacement Seal
6	1	P000361	E-Coil - #10, 12 VDC, Deutsch DT04-2P (4303712)
7	1	P000362	Gauge - Hyd. - 3000 PSI #4 O-Ring (7/16"-20)
		P002581	O-Ring - #4 Buna (4000-04)
8	1	P000363	Harness - 2 Pin Deutsch w/ 9" Leads (DT06-2S)
9	1	P000787	Plug - Hyd. - #04 O-Ring 6408-HHP-04
		P002581	O-Ring - #4 Buna (4000-04)
10	1	P000947	Valve - Hyd. - 10 Size Relief Differential Poppet 20 GPM, 750 PSI RV3-10-1-0-9/7.5
		P002568	Kit - 565803 Replacement Seal
11	2	P002411	Gauge - Hyd. - 1500 PSI #4 O-Ring (7/16"-20)
		P002581	O-Ring - #4 Buna (4000-04)
12	1	P002517	Nut - Coil 7004400

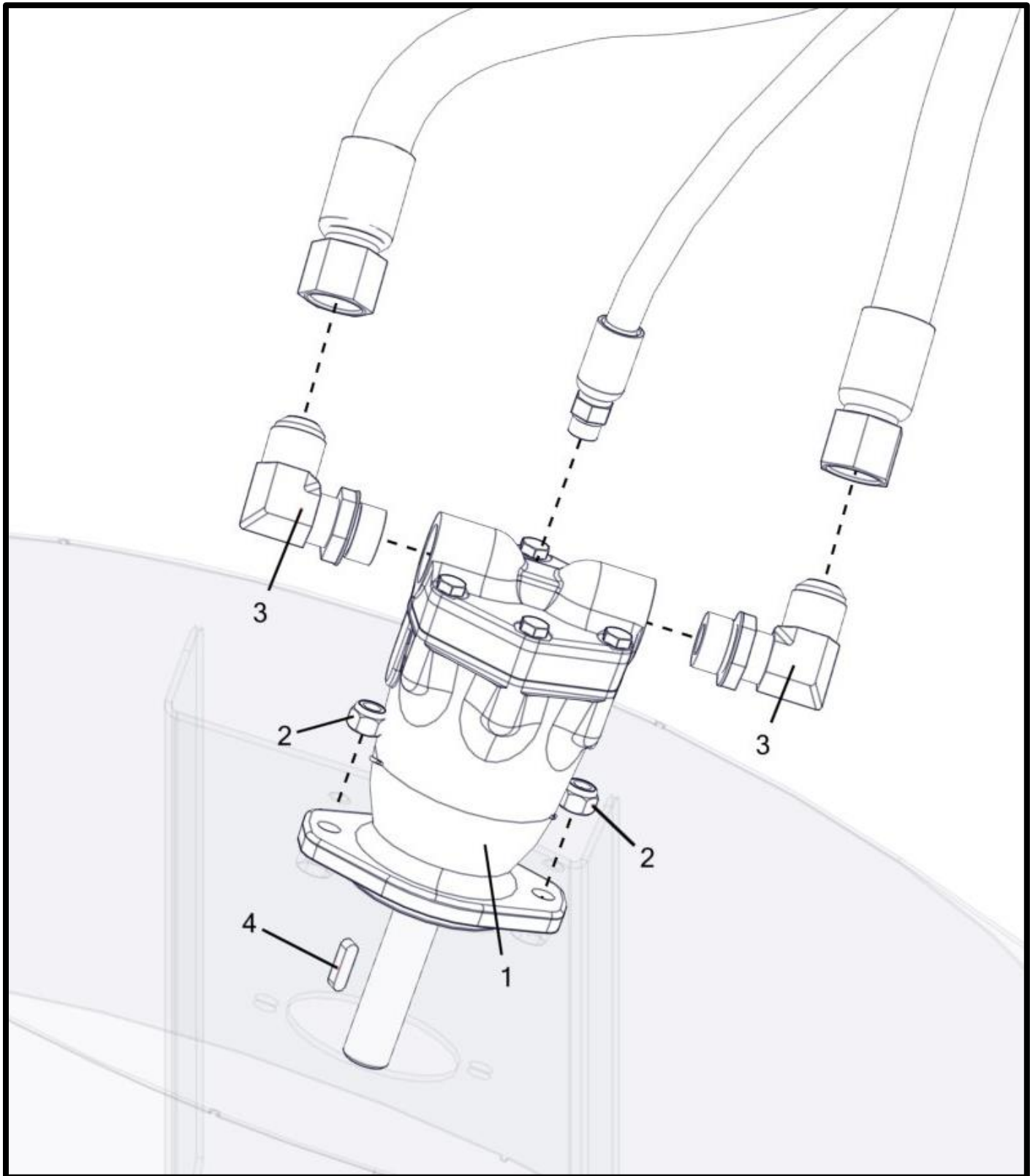
Two Section Secondary Block (P000718)



Two Section Secondary Block (P000718)

Item No.	Qty	Part Number	Description
1	1	P000359	Valve - Hyd. - #10 Size EP Logic Element, 20 GPM, 80 PSI (EPFR50-S35-0-N-80)
		P002570	Kit - SK10-3N-MM Replacement Seal
2	1	P000360	Valve - Hyd. - #12 Size Proportional Control, 2-Way, NC, Poppet (PWM) (SP12-20-0-N-00)
		P002571	Kit - SK12-2N-T Replacement Seal
3	1	P000361	E-Coil - #10, 12 VDC, Deutsch DT04-2P (4303712)
4	1	P002411	Gauge - Hyd. - 1500 PSI #4 O-Ring (7/16"-20)
		P002581	O-Ring - #4 Buna (4000-04)
5	1	P000787	Plug - Hyd. - #04 O-Ring 6408-HHP-04
		P002581	O-Ring - #4 Buna (4000-04)
6	1	P000947	Valve - Hyd. - 10 Size Relief Differential Poppet 20 GPM, 750 PSI RV3-10-1-0-9/7.5
		P002568	Kit - 565803 Replacement Seal
7	1	P002517	Nut - Coil 7004400

Fan Motor



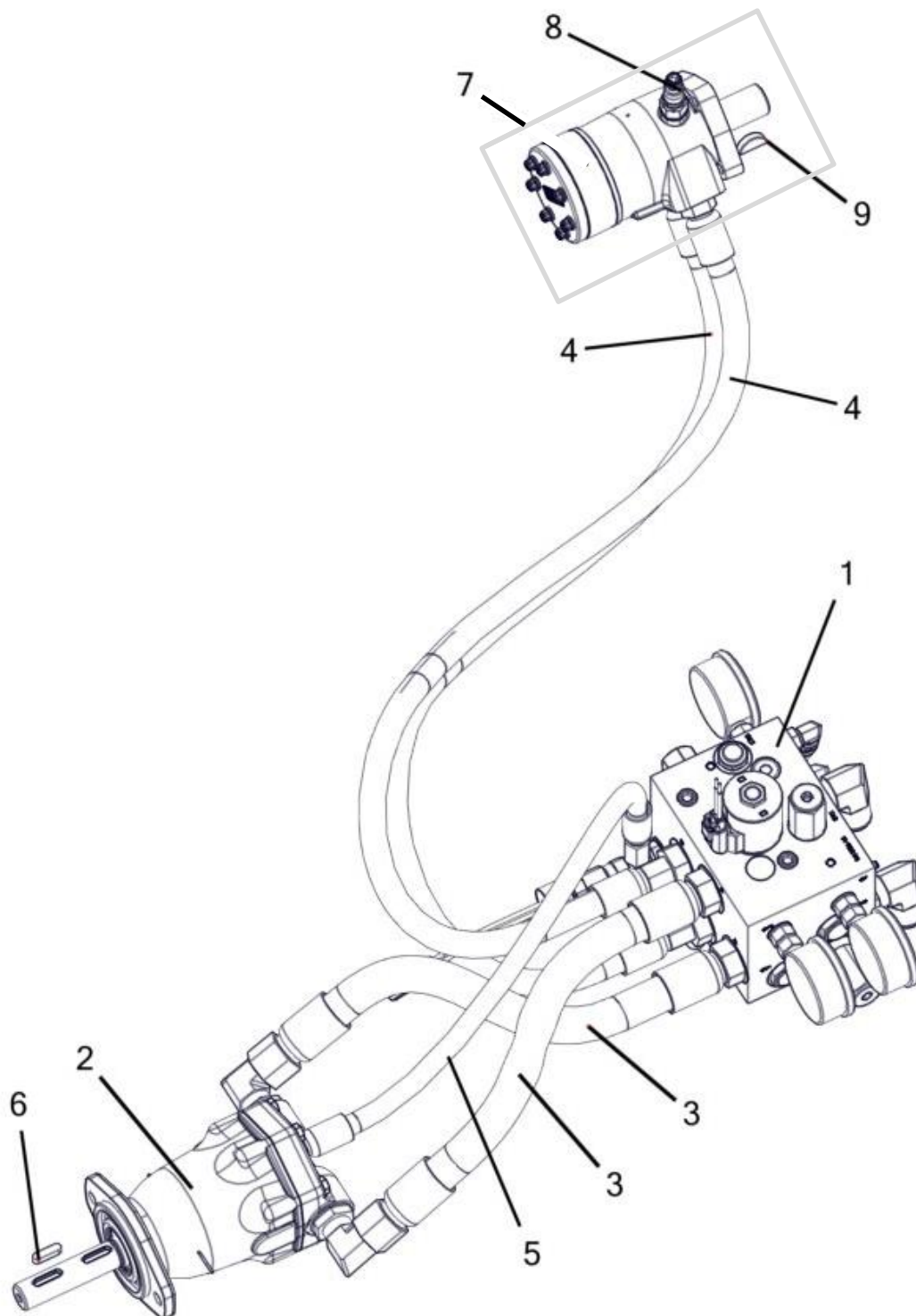
Fan Motor

Item No.	Qty.	Part Number	Description
1	1	P000353	Motor - Eaton 8 & 12 Row Fan (74115) w/Key (Not Shown)
	1	P000354	Motor - Eaton 16 & 24 Row Fan (74118) w/Key (Shown)
2	2	P000369	Nut - 7/16-14 Hex Nylon Lock (F594 316 S/S FB) *
3	2	P000385	Fitting - Hyd - #12 M JIC x #12 M O-Ring Elbow 90 †
		P002585	O-Ring - #12 Buna (4000-12)
4	1	P000784	Key - .25"x.25"x1"

(*) Included In K000005 - Kit - Fan Hardware

(†) Included In K000031 - Kit - Hydraulic Fittings and Hoses for Manifold Units

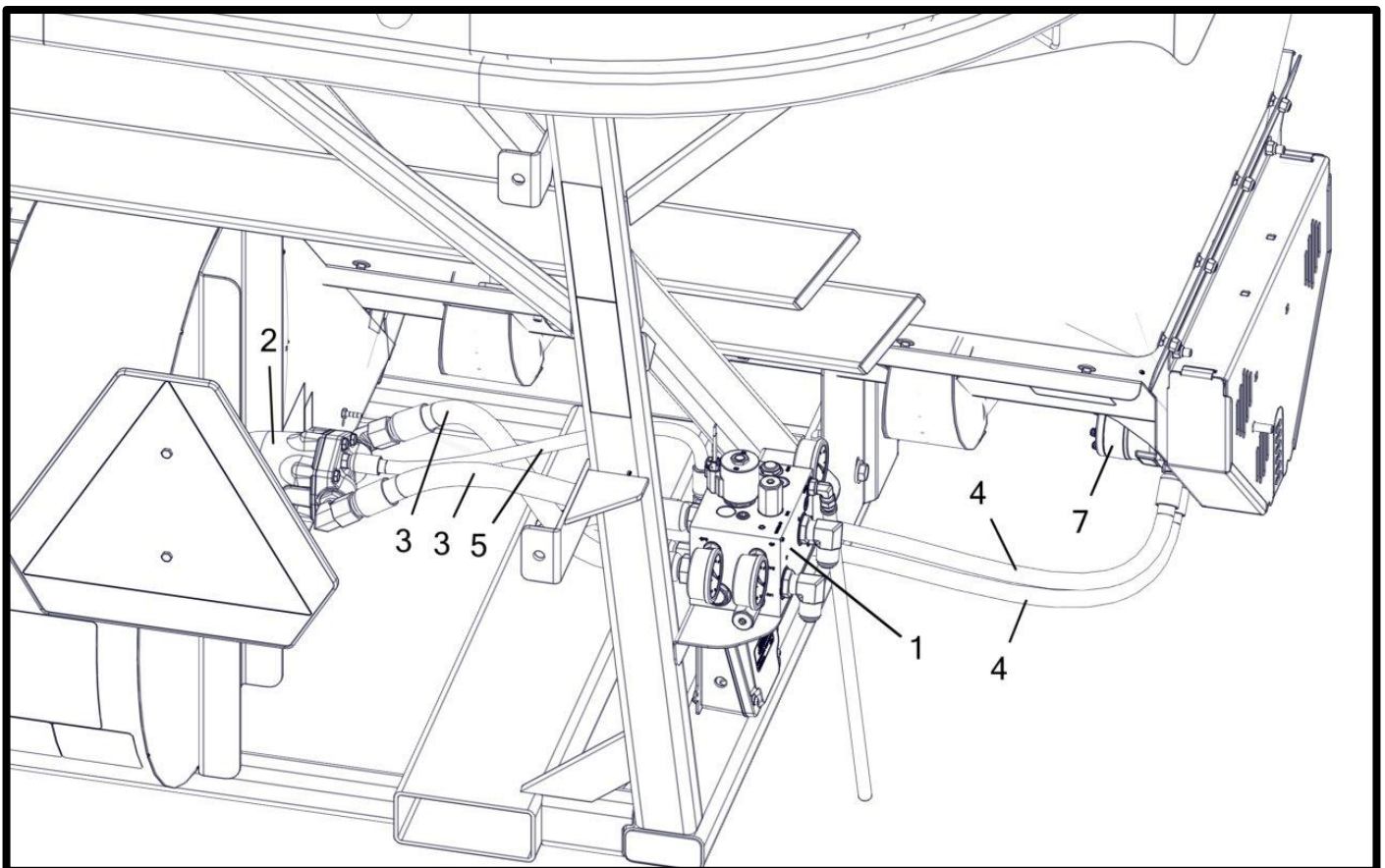
Hydraulic Hoses And Motors



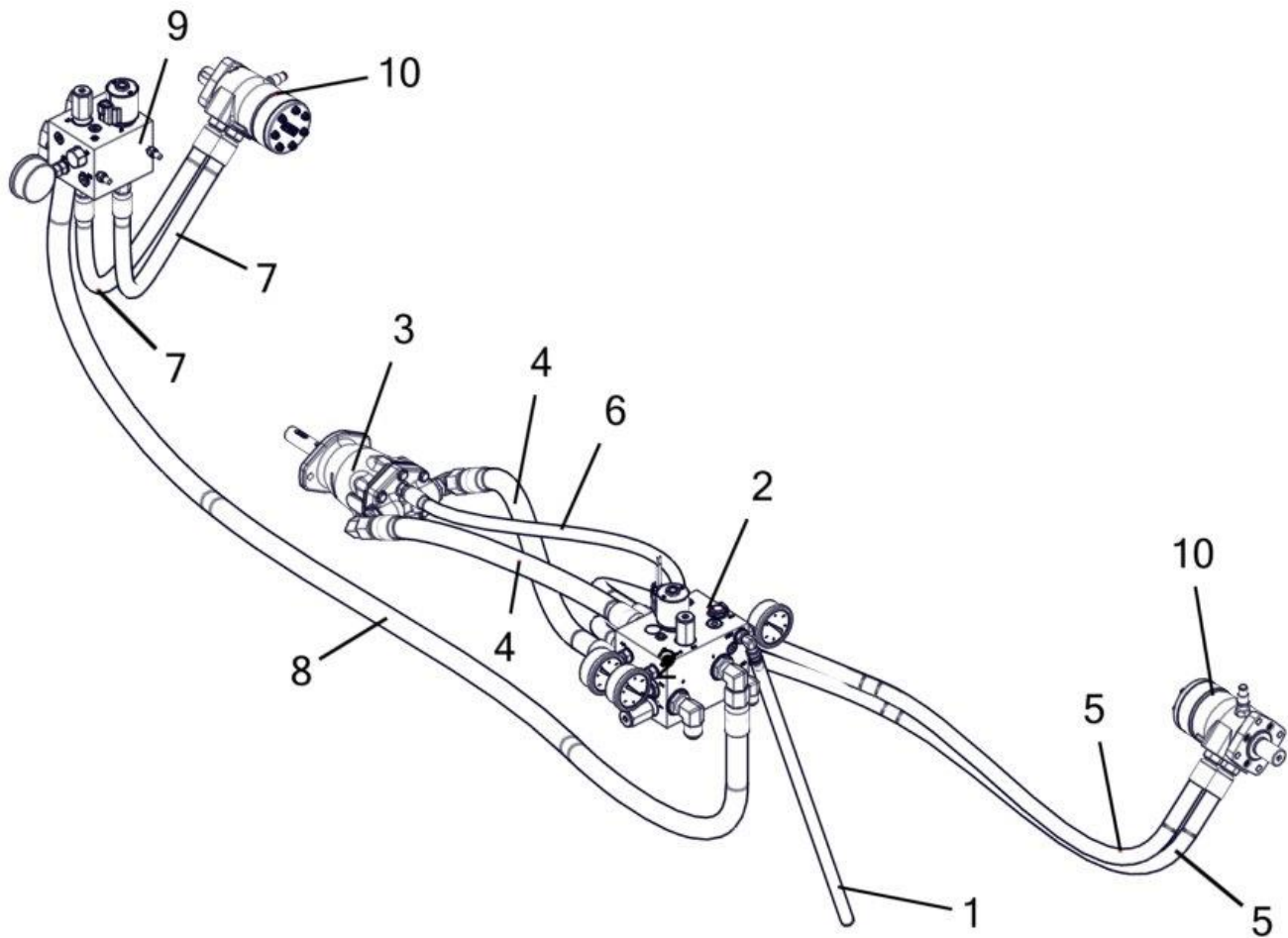
Hydraulic Hoses And Motors

Item No.	Qty	Part Number	Description
1	1	P000352	Manifold - Hydraulic Control
2	1	P000353	Motor - Eaton 8 & 12 Row Fan (74115) w/Key (Not Shown)
	1	P000354	Motor - Eaton 16 & 24 Row Fan (74118) w/Key (Shown)
3	2	P000381	Hose - Hydraulic 3/4" x 20" (#12 M O-Ring Rigid x JIC #12 F Swivel) *
		P002585	O-Ring - #12 Buna (4000-12)
4	2	P000382	Hose - Hydraulic 1/2" x 52" (#10 M O-Ring x #8 F JIC Swivel) *
		P002584	O-Ring - #10 Buna (4000-10)
5	1	P000383	Hose - Hydraulic 3/8" x 24" (#6 M O-Ring x JIC #6 F Swivel) *
		P002582	O-Ring - #6 Buna (4000-06)
6	1	P000784	Key - .25"x.25"x1"
7	1	P000806	Motor - Hyd. Motor Auger (Gen I) w/ Speed Sensor w/Key (101-3931-009)
8	1	P000926	Sensor - Char-Lynn Motor Speed Sensor (60 Pulse)
9	1	P002694	Key - Woodruff .25" x 1" #15

(*) Included In K000031 - Kit - Hydraulic Fittings and Hoses for Manifold Units



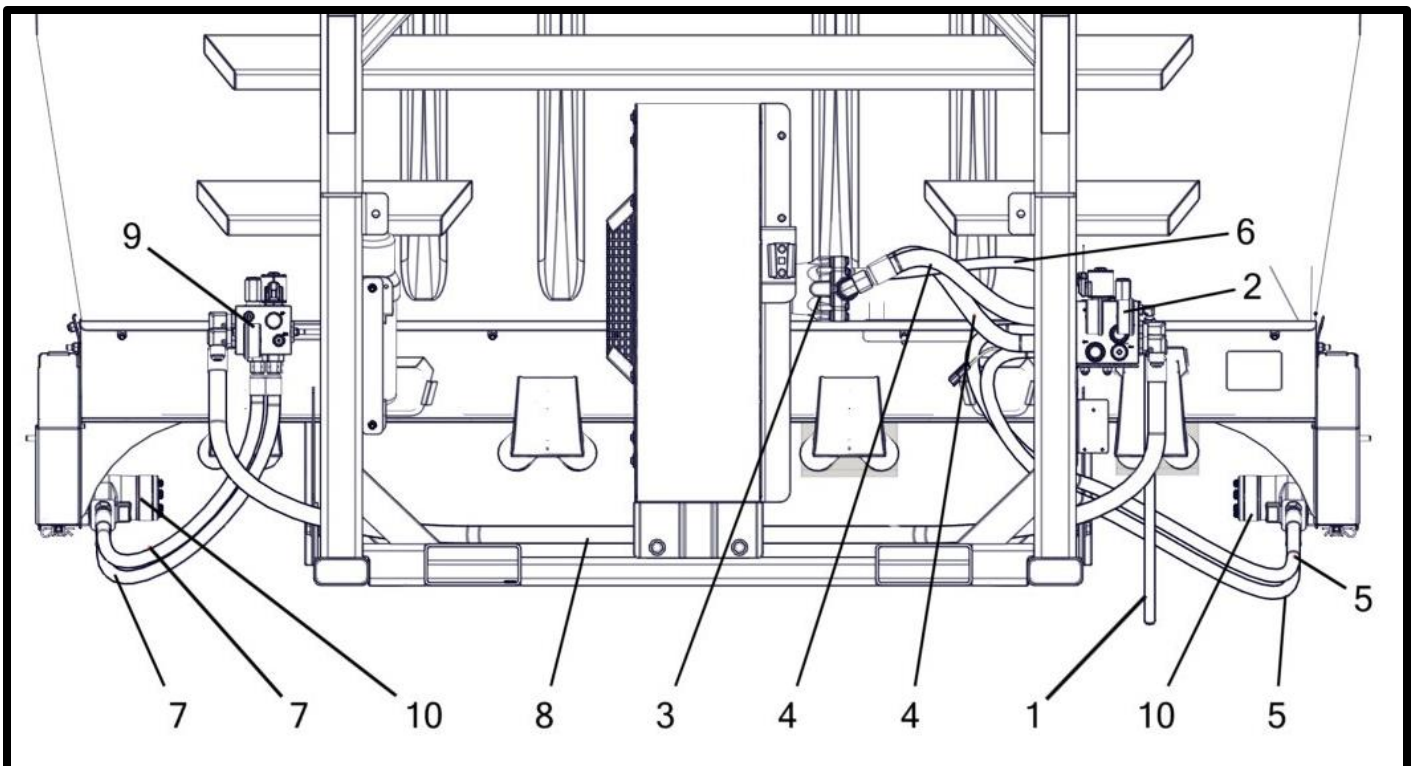
Two Section Hydraulic Hoses And Motors



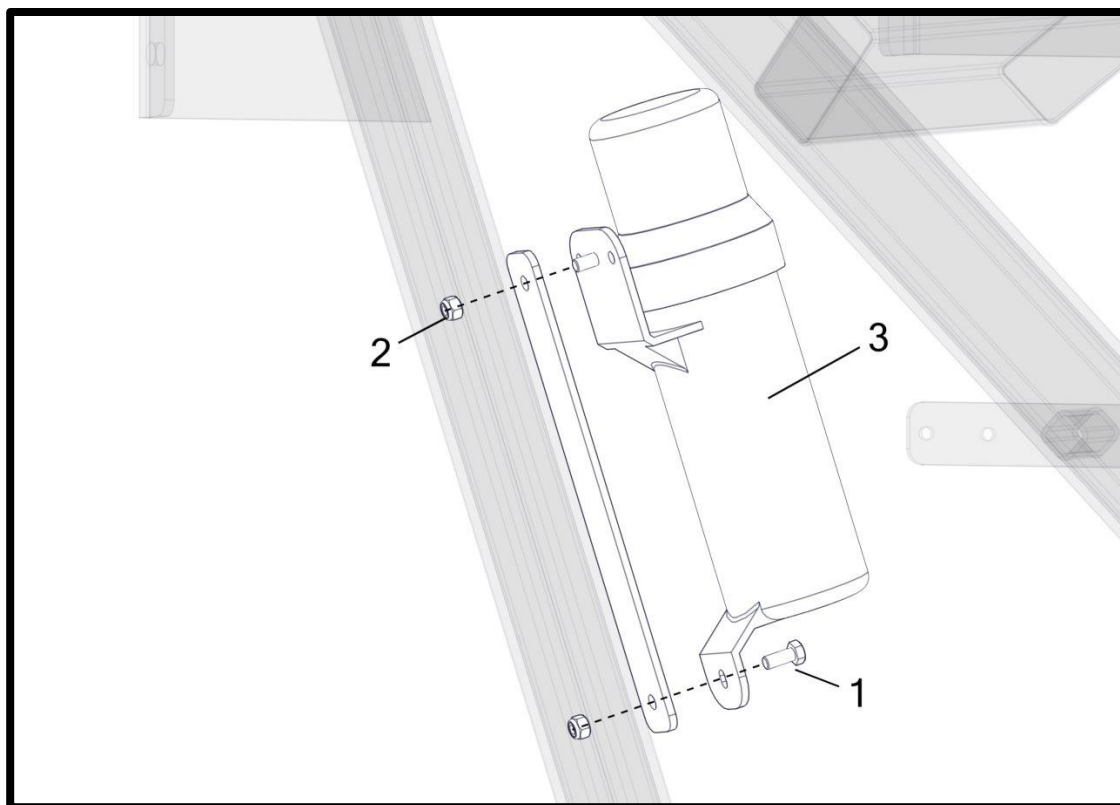
Two Section Hydraulic Hoses And Motors

Item No.	Qty	Part Number	Description
1	1	M001042	Hose - Manifold Case Drain Bypass
2	1	P000352	Manifold - Hydraulic Control
3	1	P000353	Motor - Eaton 8 & 12 Row Fan (74115) w/Key (Not Shown)
	1	P000354	Motor - Eaton 16 & 24 Row Fan (74118) w/Key (Shown)
4	2	P000381	Hose - Hydraulic 3/4" x 20" (#12 Male O-ring x #12 Female JIC Swivel) *
		P002585	O-Ring - #12 Buna (4000-12)
5	2	P000382	Hose - Hydraulic 1/2" x 52" (#10 Male O-ring x #8 Female JIC Swivel) *
		P002584	O-Ring - #10 Buna (4000-10)
6	1	P000383	Hose - Hydraulic 3/8" x 24" (#6 Male O-ring x #6 Female JIC Swivel) *
		P002582	O-Ring - #6 Buna (4000-06)
7	2	P000714	Hose - Hydraulic 1/2" x 36" (#10 Male O-ring x #8 Female JIC Swivel)
		P002584	O-Ring - #10 Buna (4000-10)
8	1	P000715	Hose - Hydraulic 3/4" x 92" (#12 Female JIC Swivel x #12 Female JIC Swivel)
9	1	P000718	Valve - Electric Hydraulic Block Manifold (PWM Closed)
10	2	P000806	Motor - Hyd. Motor Auger (Gen I) w/ Speed Sensor w/Key (101-3931-009)

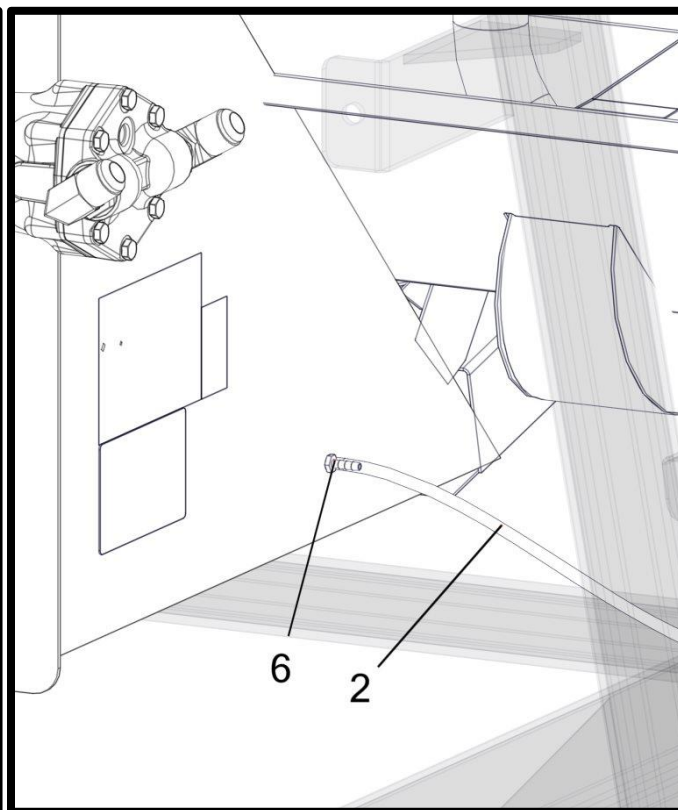
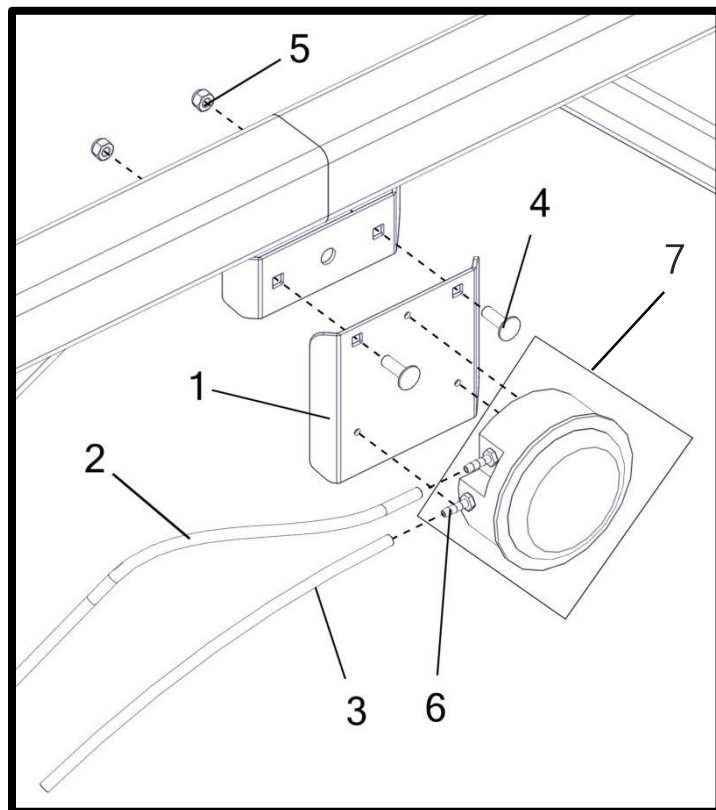
(*) Included In K000031 - Kit - Hydraulic Fittings and Hoses for Manifold Units



Manual Holder



Air Gauge



Manual Holder

Item No.	Qty.	Part Number	Description
1	2	P000093	Bolt - 5/16-18 x 0.75 x 0.75 Hex (F593 304 S/S FB) *
2	2	P000104	Nut - 5/16-18 Hex Nylon Lock (F594 316 S/S FB) *
3	1	P000317	Holder - Instruction Manual

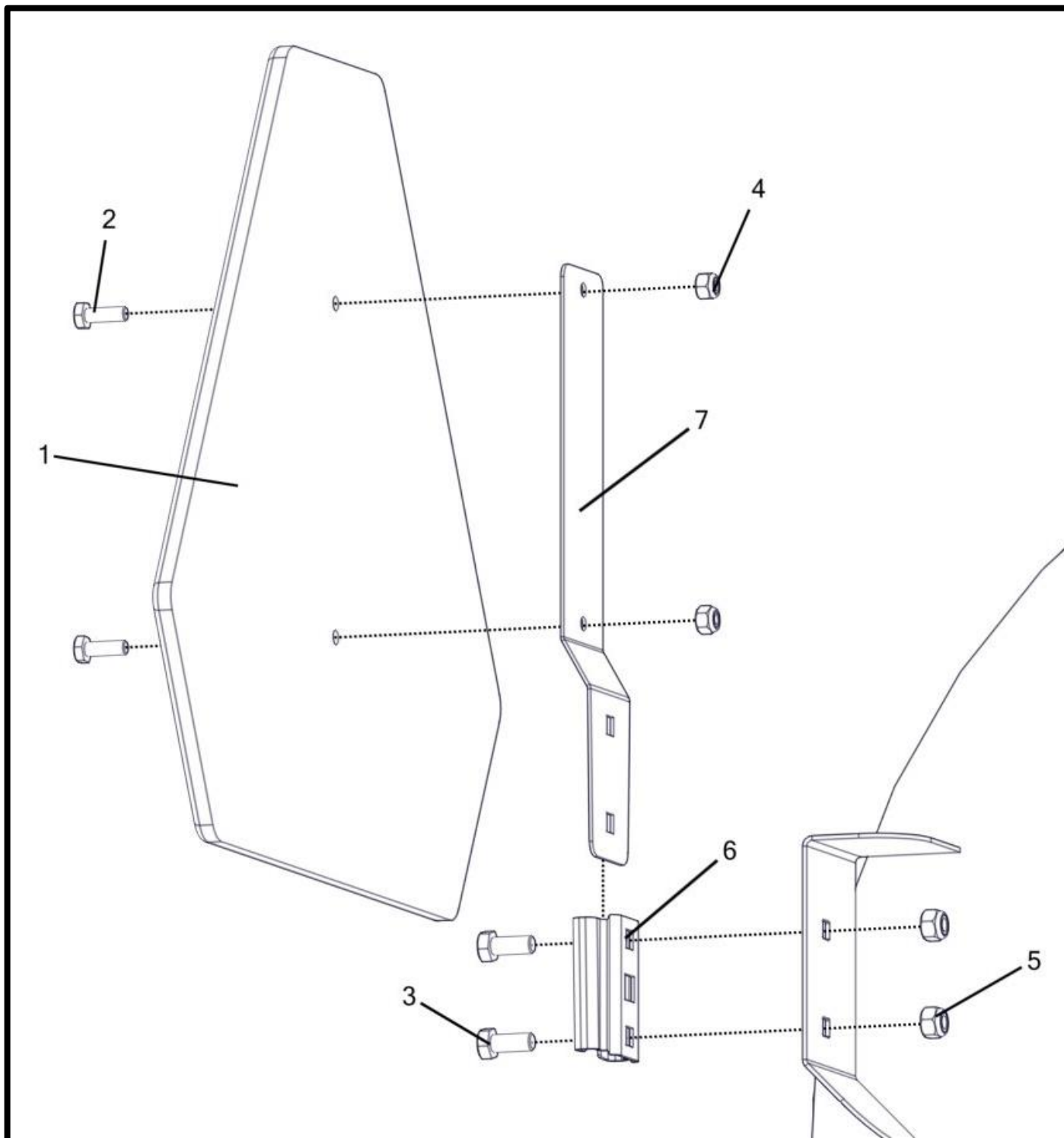
(*) Included In K000027 - Kit - Misc. Skid Hardware

Air Gauge

Item No.	Qty	Part Number	Description
1	1	M000054__	Mount - Pressure Gauge
2	1	M001043	Hose - Air Gauge Fan Tube
3	1	M001044	Hose - Air Gauge Breather Tube
4	2	P000094	Bolt - 5/16-18 x 1 x 1 Carriage (F593 304 S/S FB) *
5	2	P000104	Nut - 5/16-18 Hex Nylon Lock (F594 316 S/S FB) *
6	3	P000125	Fitting - Air - 3/16" Hose Barb x 1/8 NPT
7	1	P000154	Air Gauge - Dwyer 0-30" WC

(*) Included In K000027 - Kit - Misc. Skid Hardware

Slow Moving Vehicle (SMV) Sign

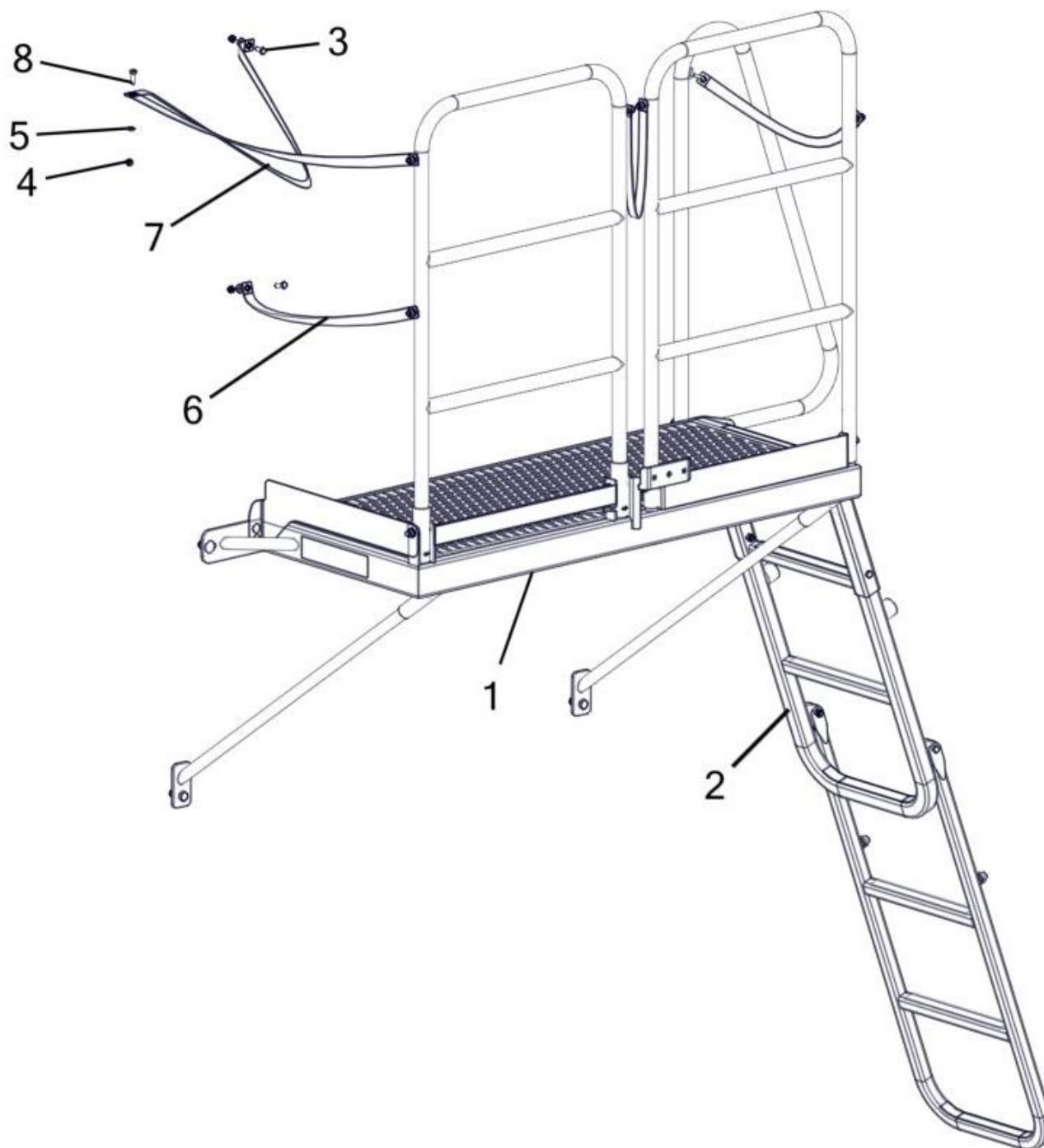


Slow Moving Vehicle (SMV) Sign

Item No.	Qty	Part Number	Description
1	1	P000023	Sign - SMV Plastic
2	2	P000090	Bolt - 1/4-20 x 0.75 x 0.75 Hex (F593 304 S/S FB) *
3	2	P000093	Bolt - 5/16-18 x 0.75 x 0.75 Hex (F593 304 S/S FB) *
4	2	P000103	Nut - 1/4-20 Hex Nylon Lock (F594 316 S/S FB) *
5	2	P000104	Nut - 5/16-18 Hex Nylon Lock (F594 316 S/S FB) *
6	1	P002480	Bracket - SMV Socket
7	1	P002589	Bracket - SMV Spade

(*) Included In K002138 - Kit - SMV Hardware (S/S)

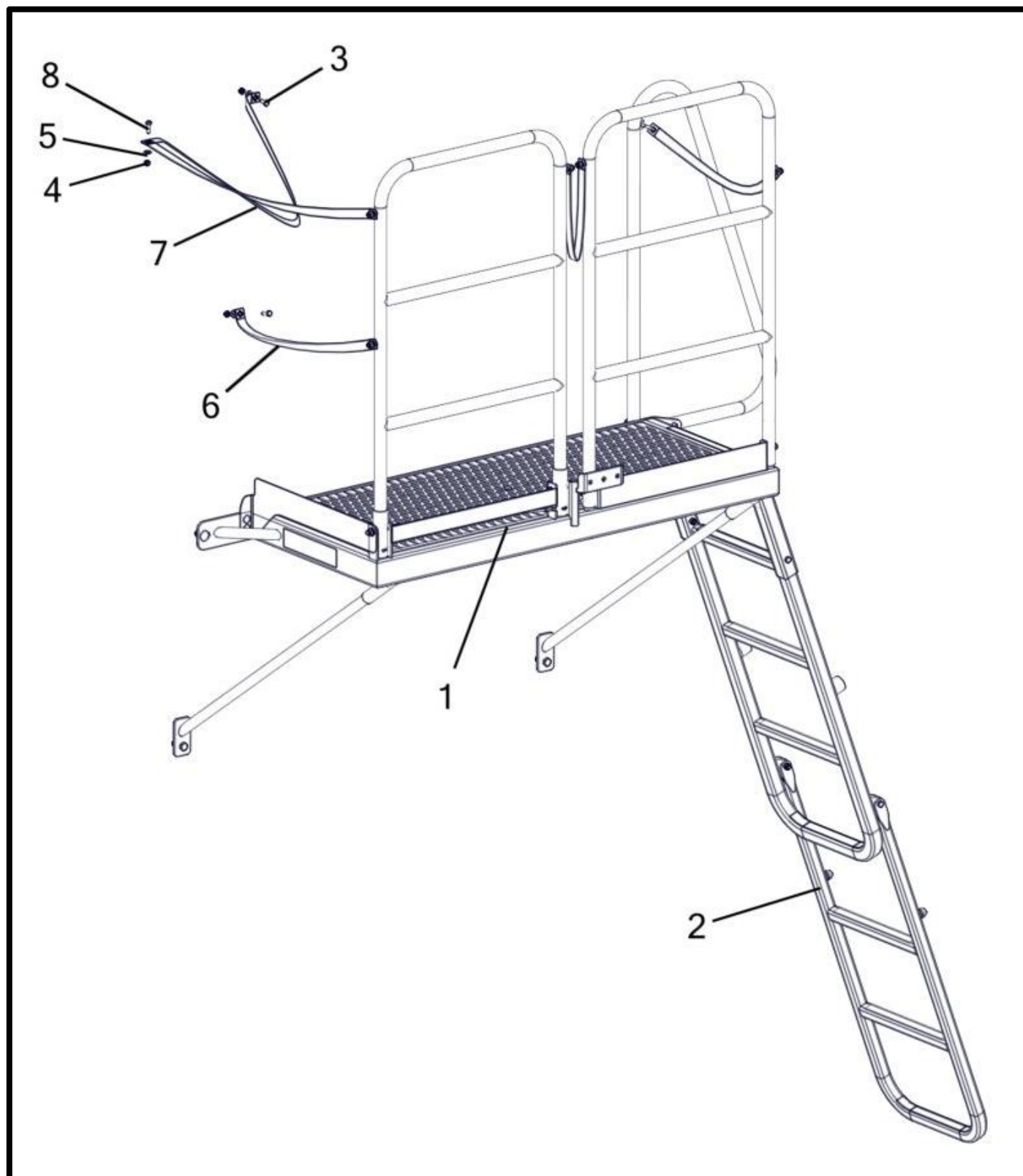
Deck - 6 Ton Folding Complete (S/S Hardware)



Deck - 6 Ton Folding Complete (S/S Hardware)

Item No.	Qty	Part Number	Description
		A002399_ _	Deck - 6 Ton Folding Complete (S/S Hardware)
1	1	A002355_ _	Deck - Universal Assembled (S/S Hardware)
2	1	A002444_ _	Ladder - 6 Ton Folding (S/S Hardware)
3	1	P000093	Bolt - 5/16-18 x 0.75 x 0.75 Hex (F593 304 S/S FB)
4	3	P000104	Nut - 5/16-18 Hex Nylon Lock (F594 316 S/S FB)
5	3	P000109	Washer - 5/16" Flat (0.75" OD) (18-8 S/S FB)
6	1	P000444	Strap - 1" X 23" Safety
7	1	P000447	Strap - Lid/Deck Folding Top (60")
8	2	P000711	Bolt - 5/16-18 x 1 x 0.875 Hex (F593 304 S/S FB)

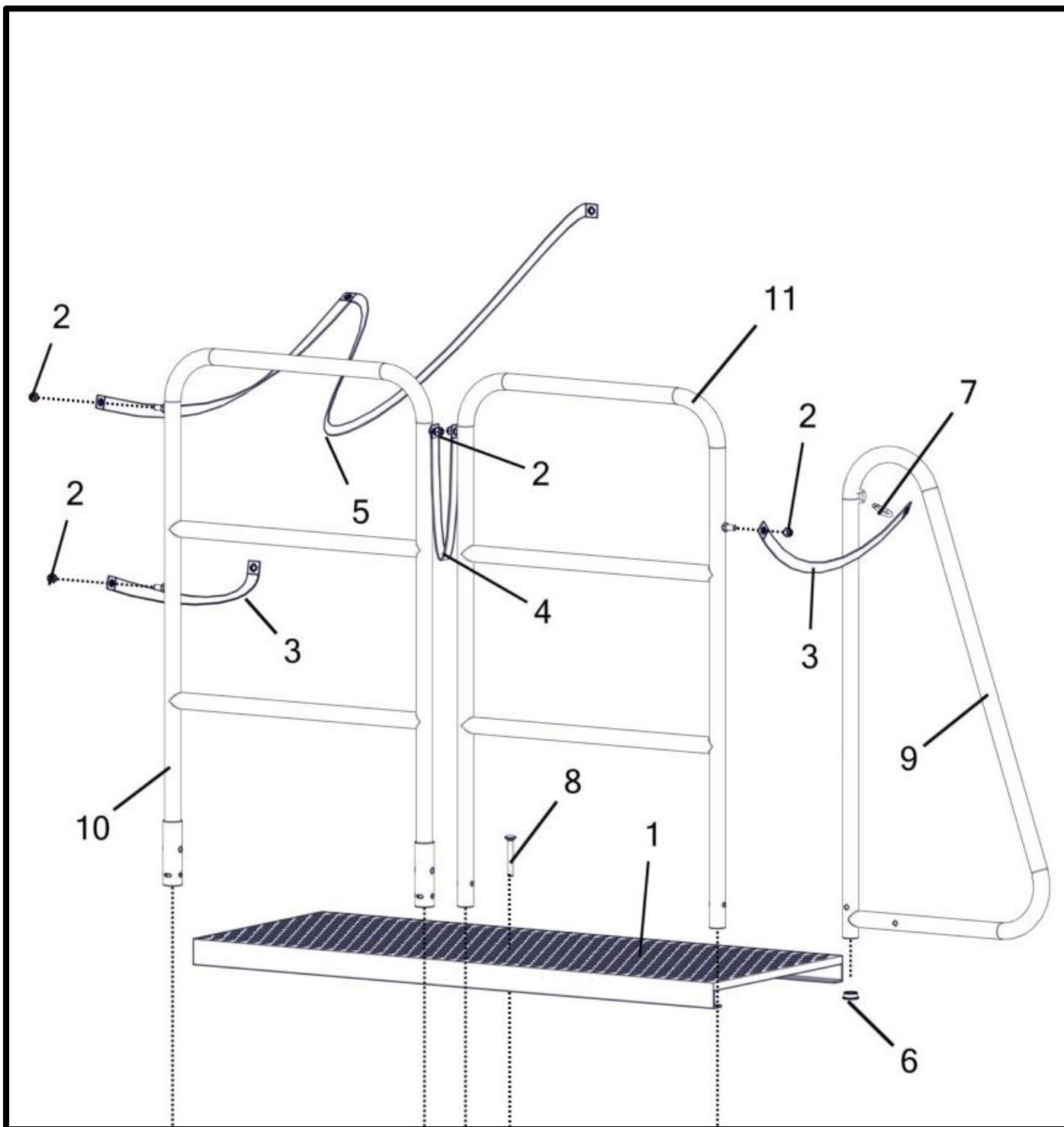
Deck - 9 Ton Folding Complete (S/S Hardware)



Deck - 9 Ton Folding Complete (S/S Hardware)

Item No.	Qty	Part Number	Description
		A002400__	Deck - 9 Ton Folding Complete (S/S Hardware)
1	1	A002355__	Deck - Universal Assembled (S/S Hardware)
2	1	A002448__	Ladder - 9 Ton Folding (S/S Hardware)
3	1	P000093	Bolt - 5/16-18 x 0.75 x 0.75 Hex (F593 304 S/S FB)
4	3	P000104	Nut - 5/16-18 Hex Nylon Lock (F594 316 S/S FB)
5	3	P000109	Washer - 5/16" Flat (0.75" OD) (18-8 S/S FB)
6	1	P000444	Strap - 1" X 23" Safety
7	1	P000447	Strap - Lid/Deck Folding Top (60")
8	2	P000711	Bolt - 5/16-18 x 1 x 0.875 Hex (F593 304 S/S FB)

Deck - Upper Section

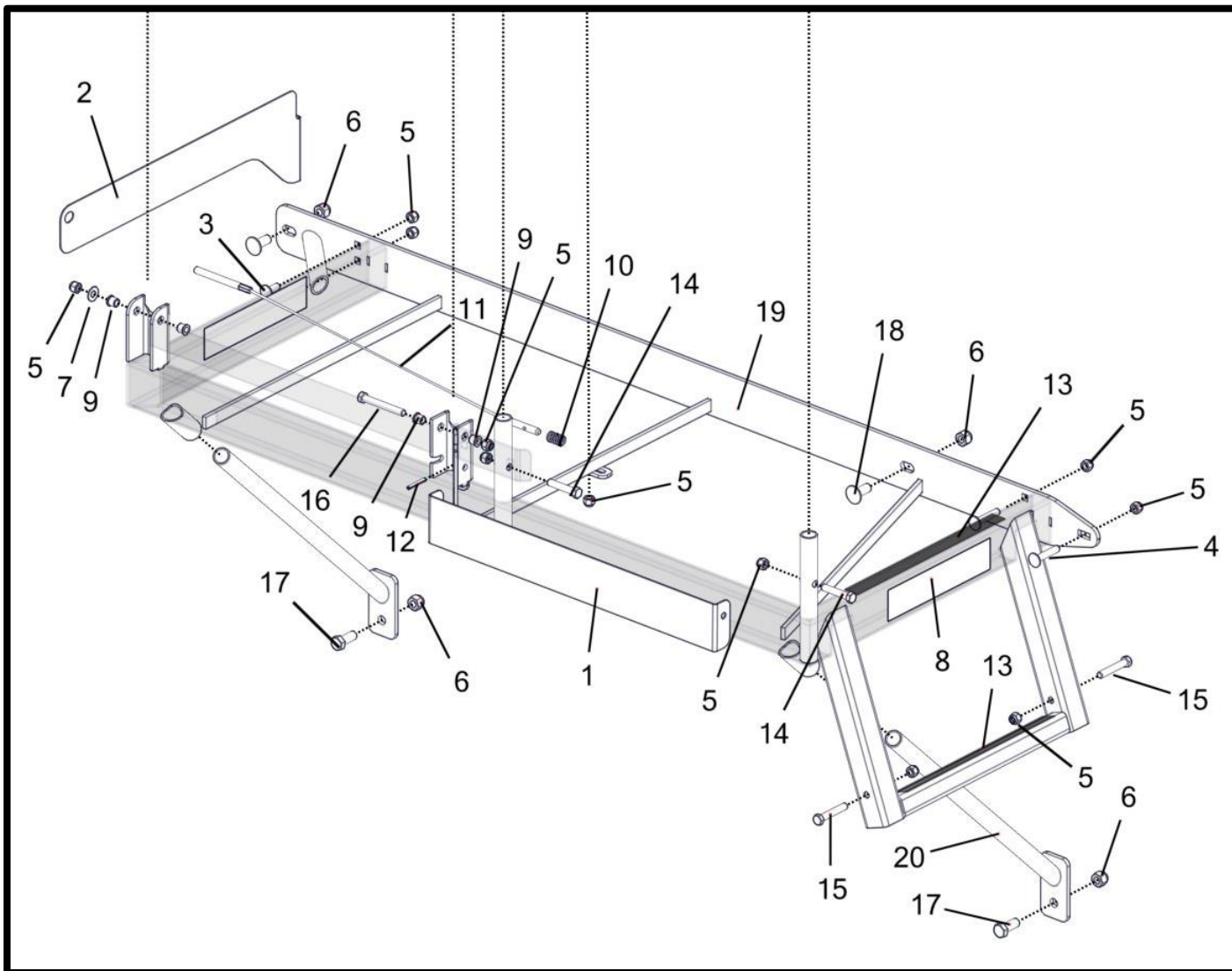


Deck - Upper Section

Item No.	Qty	Part Number	Description
1	1	M000922	Grate - Deck Platform
2	5	P000105	Nut - 3/8-16 Hex Nylon Lock (F594 316 S/S FB) *
3	2	P000444	Strap - Deck Folding Center (23")
4	1	P000445	Strap - 1" X 16" Safety
5	1	P000447	Strap - Lid/Deck Folding Top (60")
6	1	P000458	Cap - Plastic Insert - 1-1/4 x 13 Gauge
7	1	P000464	Connector - Chain Spring Clip (S/S)
8	1	P000467	Bolt - 3/8-16 x 3 x 1 Carriage (F593 304 S/S FB) *
9	1	W000262__	Rail - Deck/Ladder Grab
10	1	W002490__	Rail - Folding Deck
11	1	W002491__	Rail - Rigid Deck

(*) Included In K002078 - Kit - Platform Hardware (S/S)

Deck - Lower Section

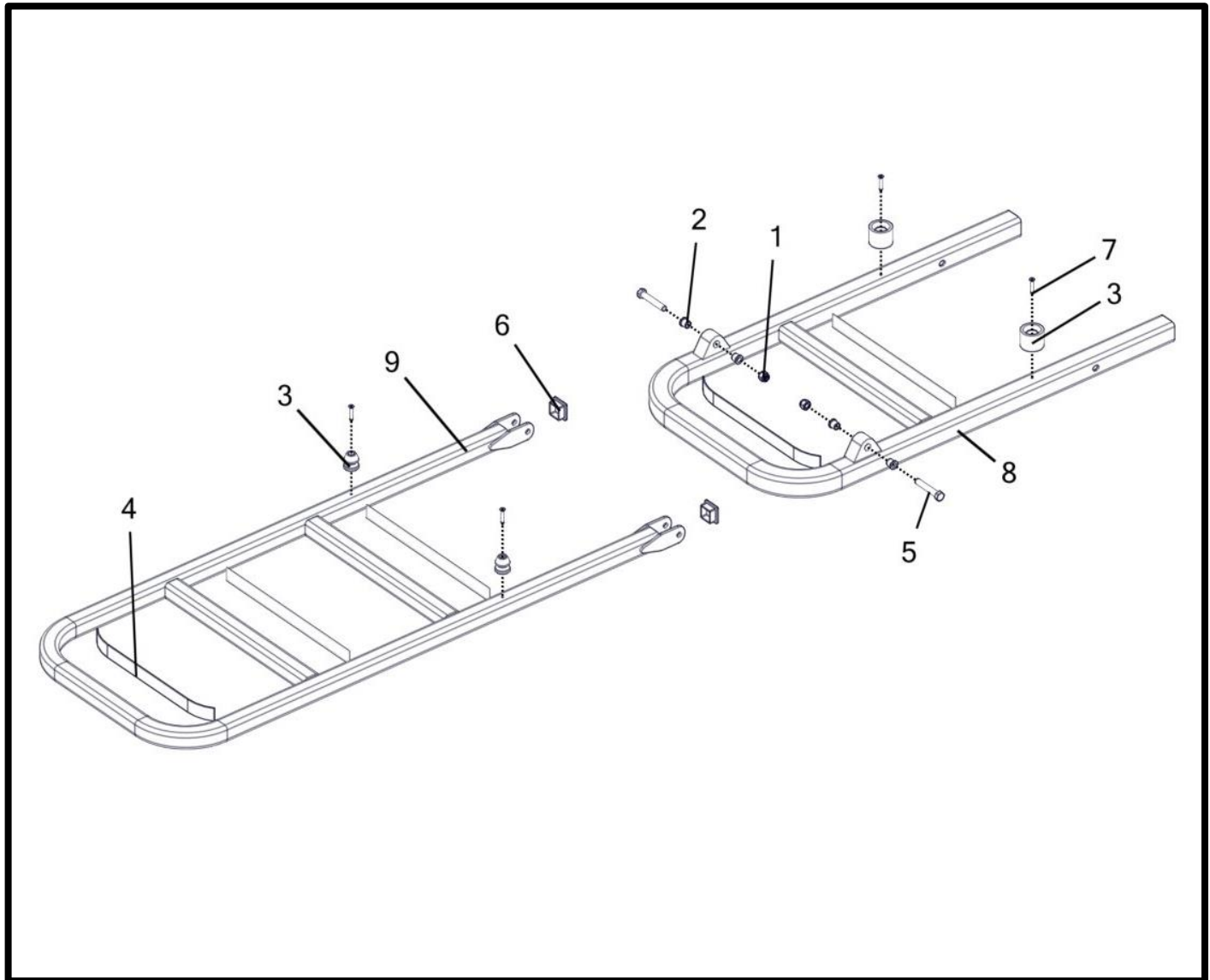


Deck - Lower Section

Item No.	Qty	Part Number	Description
1	1	M001017__	Bracket - Deck Bolt-On Toe-Kick
2	1	M001018__	Bracket - Deck Bolt-On Toe-Kick
3	2	P000098	Bolt - 3/8-16 x 1 x 1 Carriage (F593 304 S/S FB) *
4	2	P000099	Bolt - 3/8-16 x 2 x 1 Carriage (F593 304 S/S FB) *
5	11	P000105	Nut - 3/8-16 Hex Nylon Lock (F594 316 S/S FB) *
6	4	P000106	Nut - 1/2-13 Hex Nylon Lock (F594 316 S/S FB) *
7	1	P000111	Washer - 3/8" Flat (0.875" OD) (18-8 S/S FB) *
8	2	P000199	Tape - Reflective Yellow
9	4	P000393	Bushing - 3/8" x 1/2" x 1/2 Plastic Flange
10	1	P000394	Spring - 1/2 ID x 1" S/S x 10 lbs.
11	1	P000457	Cable Assembly - Deck Rail Tilt
12	1	P000465	Pin - .1875 x 1.5 Roll (18-8 S/S)
13	2	P000473	Decal - Anti-Slip Safety Tape (1" x 13") Black 36g
14	2	P000880	Bolt - 3/8-16 x 2 x 1 Hex (F593 304 S/S FB) *
15	2	P000930	Bolt - 3/8-16 x 2.25 x 1 Hex (F593 304 S/S FB) *
16	1	P002476	Bolt - 3/8-16 x 3 x 1 Hex (F593 304 S/S FB) *
17	2	P002477	Bolt - 1/2-13 x 1.25 x 1.25 Hex (F593 304 S/S FB) *
18	2	P002478	Bolt - 1/2-13 x 1.25 x 1.25 Carriage (F593 304 S/S FB) *
19	1	W000260__	Platform - Universal Deck Weldment
20	2	W000261__	Support - Removable Deck Undermount

(*) Included In K002078 - Kit - Platform Hardware (S/S)

6 Ton Deck Ladder

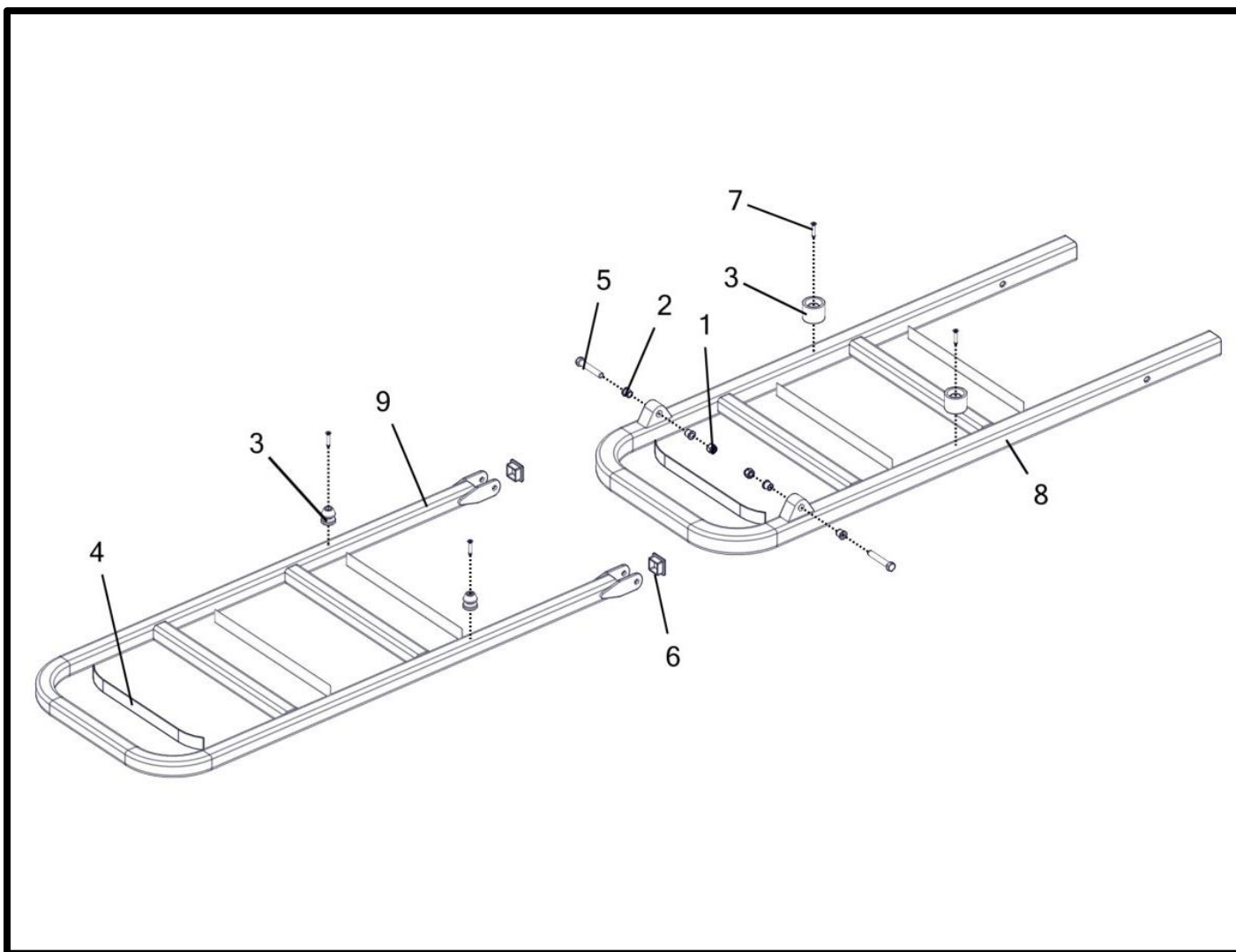


6 Ton Deck Ladder

Item No.	Qty	Part Number	Description
		A002444__	6 Ton Deck Ladder
1	2	P000105	Nut - 3/8-16 Hex Nylon Lock (F594 316 S/S FB) *
2	4	P000393	Bushing - 3/8" x 1/2" x 1/2 Plastic Flange
3	2	P000472	Catch - Rubber Deck Bumper Latch (Part # Is A Male/Female Set)
4	5	P000473	Decal - Anti-Slip Safety Tape (1" x 13") Black 36g
5	2	P000930	Bolt - 3/8-16 x 2.25 x 1 Hex (F593 304 S/S FB) *
6	2	P002078	Cap - 1-1/4" Square Plastic
7	4	(R) P002708	Screw - #10-16 x 1.25 Self-Drilling Pan Head Square (18-8 S/S FB) *
8	1	W002579__	Ladder - 6 Ton Deck
9	1	W002580__	Ladder - Deck Swing

(*) Included In K002079 - Kit - Platform Swing Ladder Hardware (S/S)

9 Ton Deck Ladder

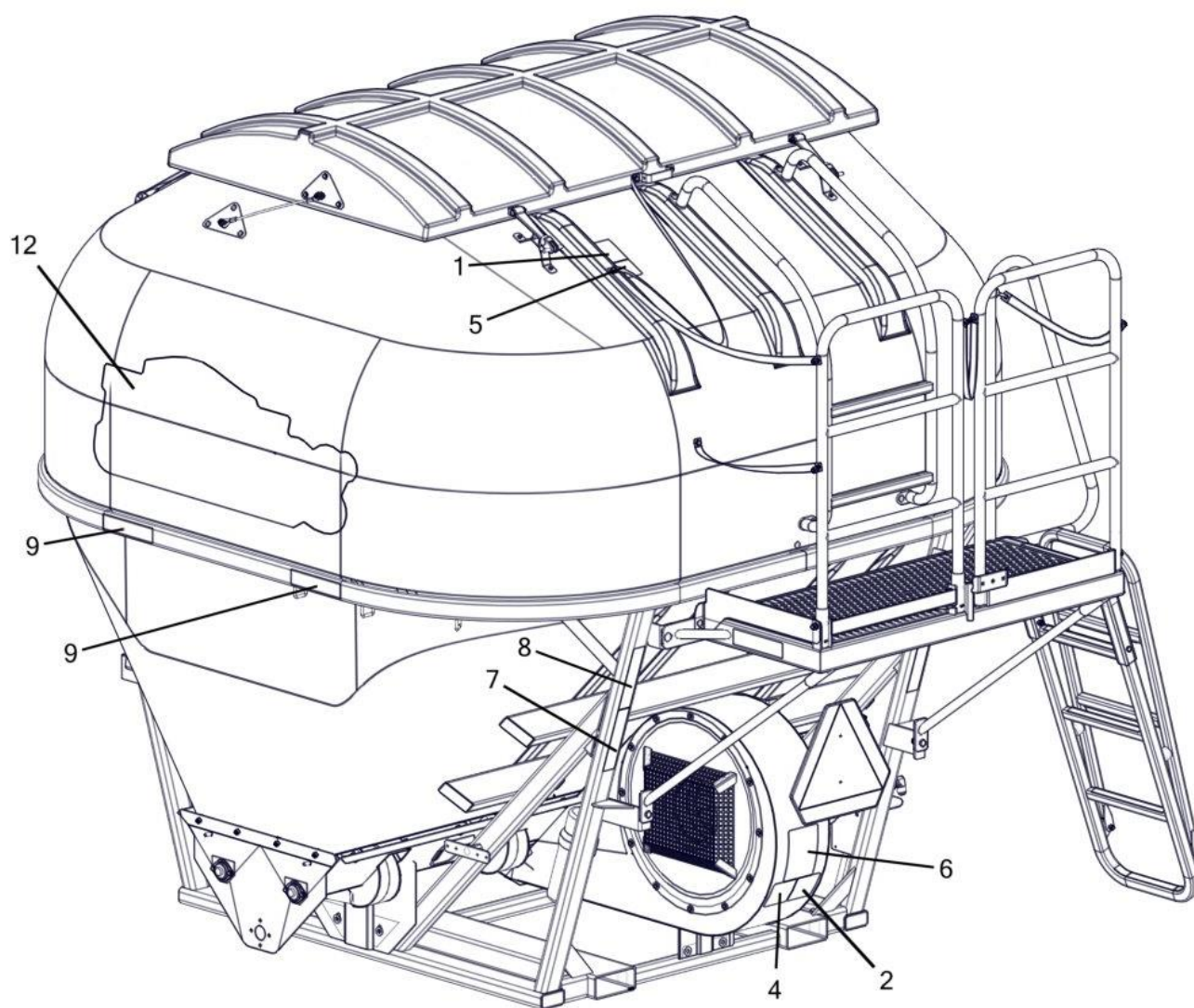


9 Ton Deck Ladder

Item No.	Qty	Part Number	Description
		A002448__	9 Ton Deck Ladder
1	2	P000105	Nut - 3/8-16 Hex Nylon Lock (F594 316 S/S FB) *
2	4	P000393	Bushing - 3/8" x 1/2" x 1/2 Plastic Flange
3	2	P000472	Catch - Rubber Deck Bumper Latch (Part # Is A Male/Female Set)
4	6	P000473	Decal - Anti-Slip Safety Tape (1" x 13") Black 36g
5	2	P000930	Bolt - 3/8-16 x 2.25 x 1 Hex (F593 304 S/S FB) *
6	2	P002078	Cap - 1-1/4" Square Plastic
7	4	(R) P002708	Screw - #10-16 x 1.25 Self-Drilling Pan Head Square (18-8 S/S FB) *
8	1	W002581__	Ladder - 9 Ton Deck
9	1	W002580__	Ladder - Deck Swing

(*) Included In K002079 - Kit - Platform Swing Ladder Hardware (S/S)

Decals - Left Side

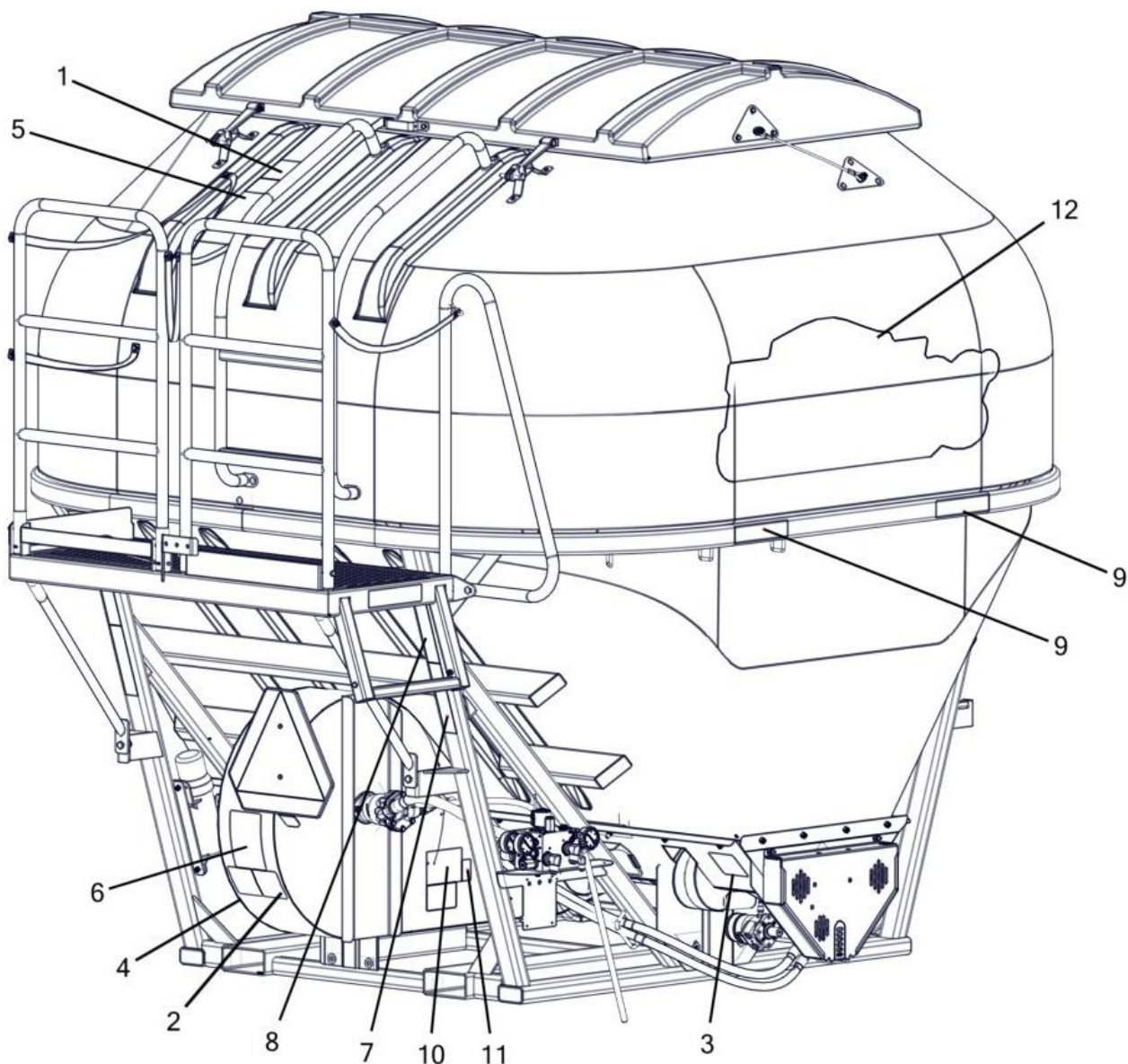


Decals - Left Side

Item No.	Qty	Part Number	Description
1	1	P000188 *	Decal - Auger Danger *
2	1	P000190 *	Decal - Read the Manual *
3	1	P000191 *	Decal - Moving Parts Danger *
4	1	P000192 *	Decal - High Pressure Danger *
5	1	P000193 *	Decal - Ag Chemical Danger *
6	1	P000195 *	Decal - Chemical Hazard *
7	2	P000197	Tape - Reflective Orange
8	2	P000198	Tape - Reflective Red
9	6	P000199	Tape - Reflective Yellow
10	1	P000201 *	Decal - USA Flag *
11	1	P000273	Decal - Fema
12	2	P002428	Decal - 2010 Logo (48" Long) (9 Ton) (Shown)
	2	P002470	Decal - 2010 Logo (36" Long) (6 Ton)

(*) Included In K000034 - Kit - Dry Unit Decal

Decals - Right Side

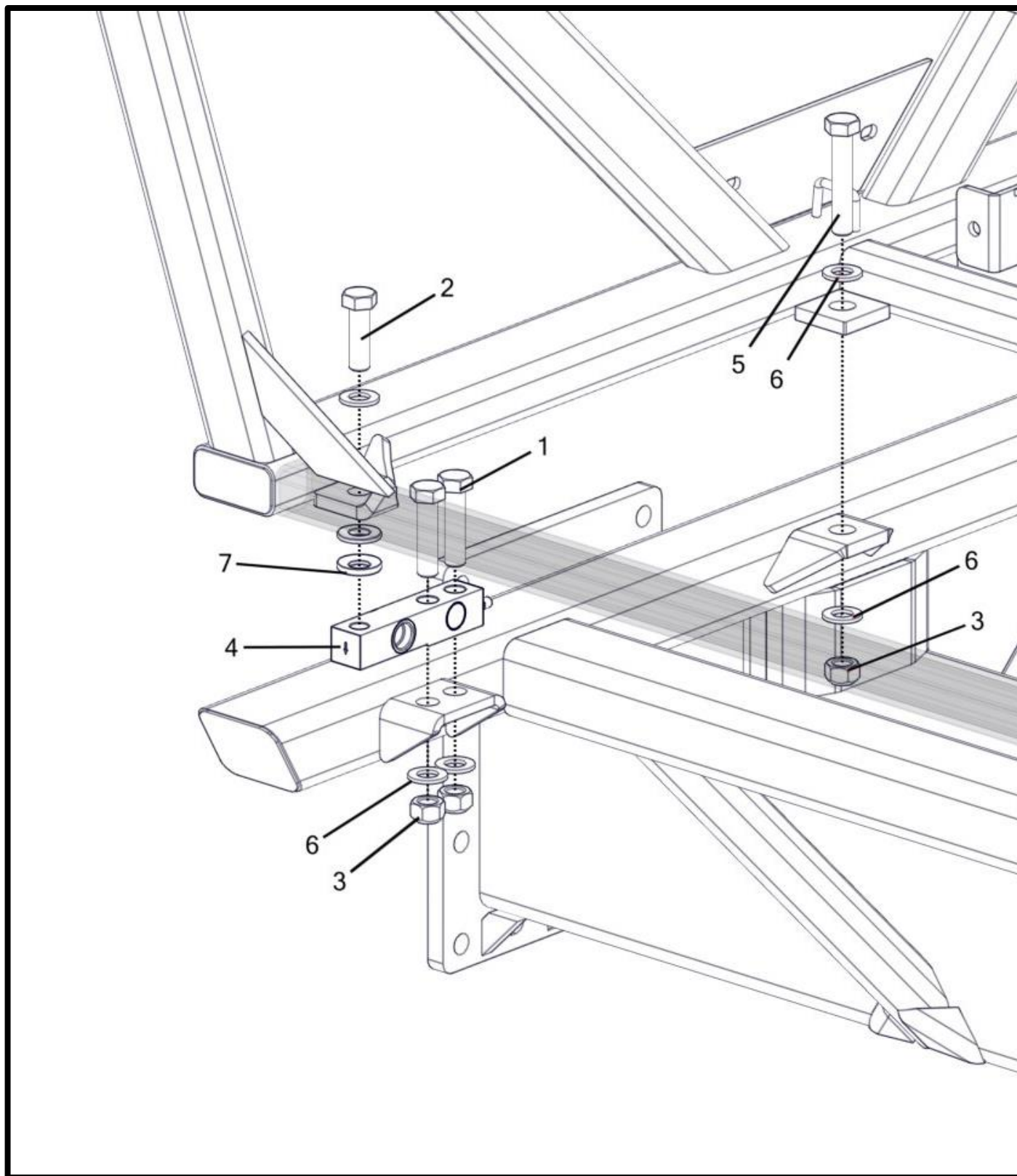


Decals - Right Side

Item No.	Qty.	Part Number	Description
1	1	P000188 *	Decal - Auger Danger *
2	1	P000190 *	Decal - Read the Manual *
3	1	P000191 *	Decal - Moving Parts Danger *
4	1	P000192 *	Decal - High Pressure Danger *
5	1	P000193 *	Decal - Ag Chemical Danger *
6	1	P000195 *	Decal - Chemical Hazard *
7	2	P000197	Tape - Reflective Orange
8	2	P000198	Tape - Reflective Red
9	6	P000199	Tape - Reflective Yellow
10	1	P000201 *	Decal - USA Flag *
11	1	P000273	Decal - Fema
12	2	P002428	Decal - 2010 Logo (48" Long) (9 Ton) (Shown)
	2	P002470	Decal - 2010 Logo (36" Long) (6 Ton)

(*) Included In K000034 - Kit - Dry Unit Decal

Scale Kit And Safety Bolt Mounting



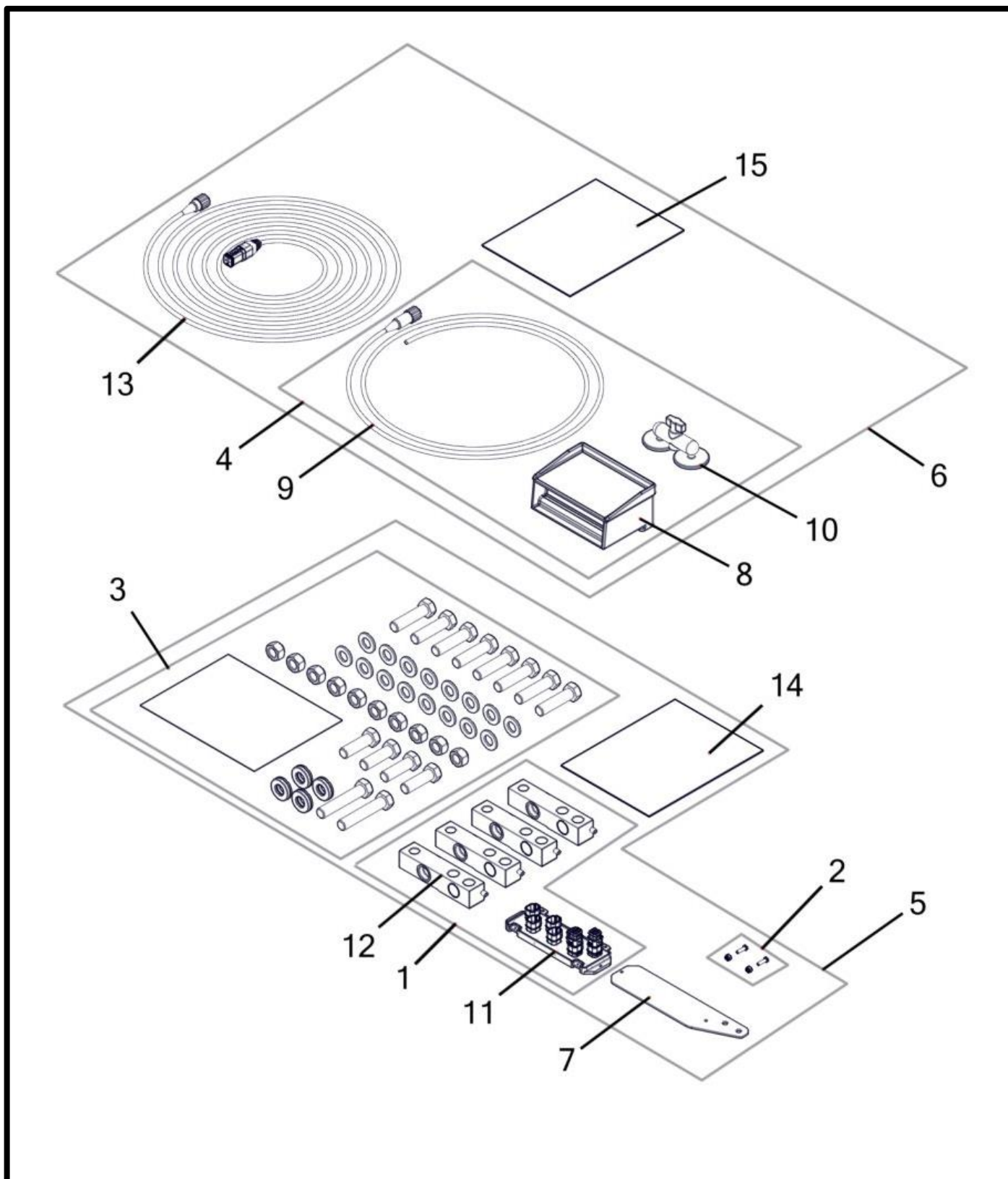
Scale Kit And Safety Bolt Mounting

Item No.	Qty	Part Number	Description
1	8	P000047	Bolt - 3/4-10 x 3 x 1.75 Hex (GR 5 M/S FA) * †
2	4	P000055	Bolt - 3/4-16 x 2.5 x 1.75 Hex (GR 5 M/S FA) * †
3	10	P000061	Nut - 3/4-10 Hex Metal Lock (GR 5 M/S FA) * †
4	4	P000248	Scale - Load Cell (10K)
5	2	P000481	Bolt - 3/4-10 x 4 x 1.75 Hex (GR 5 M/S FA) * †
6	14	P000766	Washer - 3/4" SAE Flat (1.469" OD) (GR 5 M/S FA) * †
7	4	P002146	Washer - 3/4" Self Aligning * †

(*) Included In K002159 - Kit - Scale Hardware (4 Load Cell)(Yellow Zinc)

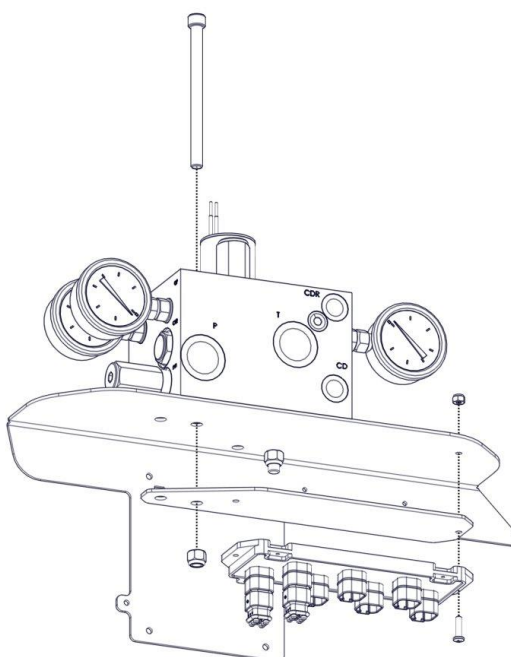
(†) Included In K002061 - Kit - Scale Hardware (1 Bin ISO) (ISO)

Scale Kit - GT 400 DT 6 Pin Complete

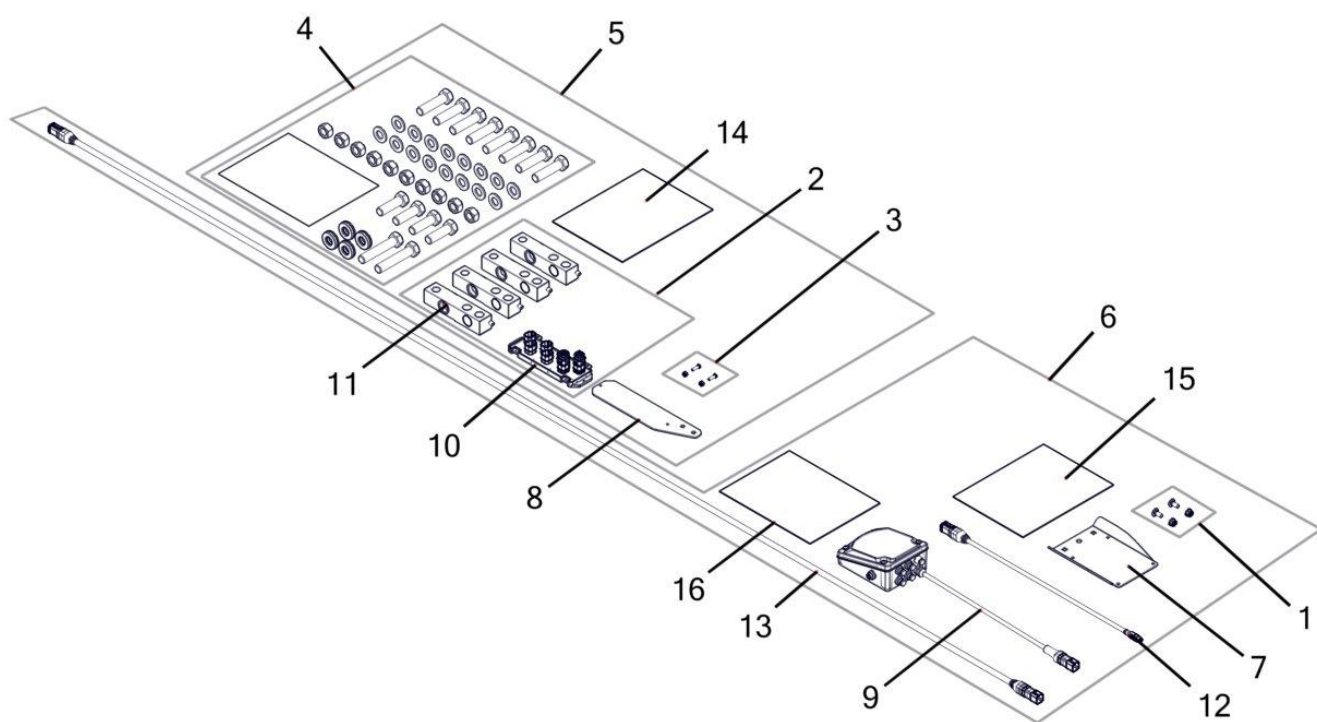


Scale Kit - GT 400 DT 6 Pin Complete

Item No.	Qty	Part Number	Description
		(R) K002158	Scale Kit - GT 400 DT 6 Pin Complete
1	1	K002153	Kit - Base DT 6 Pin Load Cell
2	1	K002155	Kit - J-Block (DT 6 Pin) Mount Hardware
3	1	K002159	Kit - Scale Hardware (4 Load Cell)(Yellow Zinc)
4	1	K002161	Kit - GT 400 Display Components
5	1	K002163	Scale Kit - Gen I Base DT 6 Pin
6	1	K002164	Scale Kit - GT 400 DT 6 Pin Add-On
7	1	M003105	Plate - 7 Port Junction Block Mount
8	1	P000448	Indicator - Digi-Star Scale Serial (Display)
9	1	P000451	Cable - 10' Scale Power (Digi-Star)
10	1	P000452	Mount - Scale Indicator Ram (Digi-Star)
11	1	P002732	Block - DT 6 Pin, 7 Port Junction
12	4	P002739	Scale - Load Cell (10K) w/DT 6 Pin (14')
13	1	P002745	Harness - DT 6 Pin To GT 400 4 Pin Molex (45')
14	1	P002801	Document - J-Block Mounting Instructions
15	1	P002894	Document - GT 400 Installation Instructions

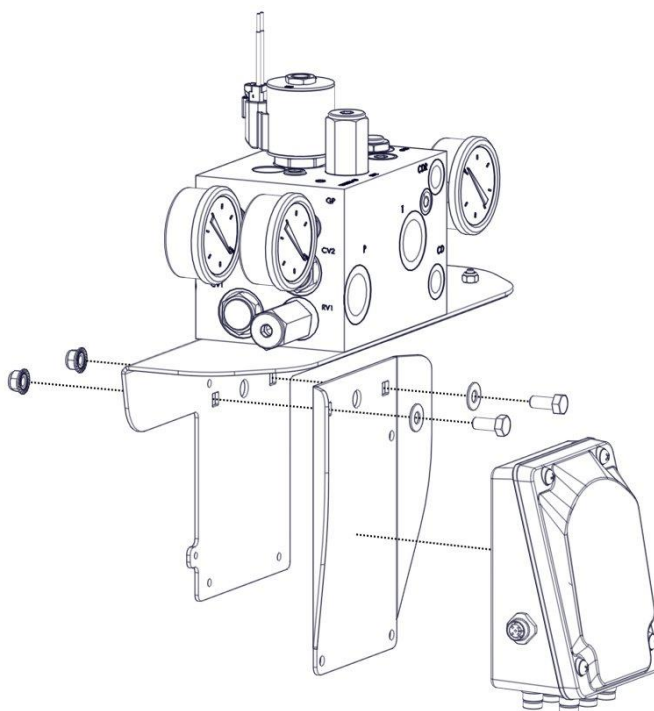


Scale Kit - ISO DT 6 Pin Complete (4 Load Cell)

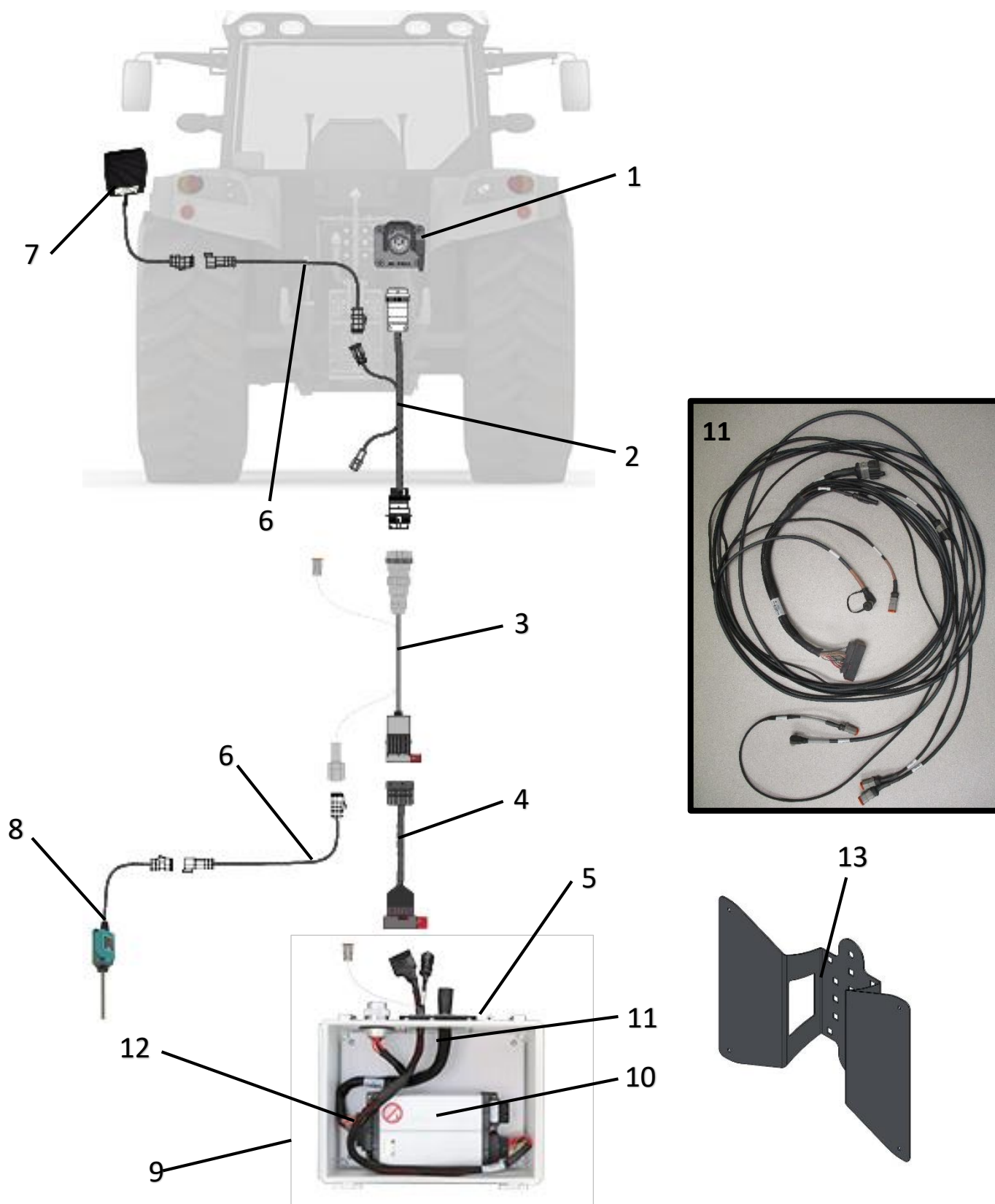


Scale Kit - ISO DT 6 Pin Complete (4 Load Cell)

Item No.	Qty	Part Number	Description
		(R) K002156	Scale Kit - ISO DT 6 Pin Complete (4 Load Cell)
1	1	K002041	Kit - J-Box Mount Hardware Gen II
2	1	K002153	Kit - Base DT 6 Pin Load Cell
3	1	K002155	Kit - J-Block (DT 6 Pin) Mount Hardware
4	1	K002159	Kit - Scale Hardware (4 Load Cell)(Yellow Zinc)
5	1	K002163	Scale Kit - Gen I Base DT 6 Pin
6	1	K002165	Scale Kit - ISO DT 6 Pin Add-On
7	1	M002629	Mount - Bolt-On J-Box
8	1	M003105	Plate - 7 Port Junction Block Mount
9	1	P002279	Node - Scale Link 2 140 Digi-Star ISO
10	1	P002732	Block - DT 6 Pin, 7 Port Junction
11	4	P002739	Scale - Load Cell (10K) w/DT 6 Pin (14')
12	1	P002743	Harness - DT06 to M12 ISO Scale (2')
13	1	P002744	Harness - DT 6 Pin Extension (10')
14	1	P002801	Document - J-Block Mounting Instructions
15	1	P002802	Document - Digi-Star ISO Node Mounting Instructions
16	1	P002846	Document - Digi-Star SL2 140 - 2 Tank To 1 Tank Instructions



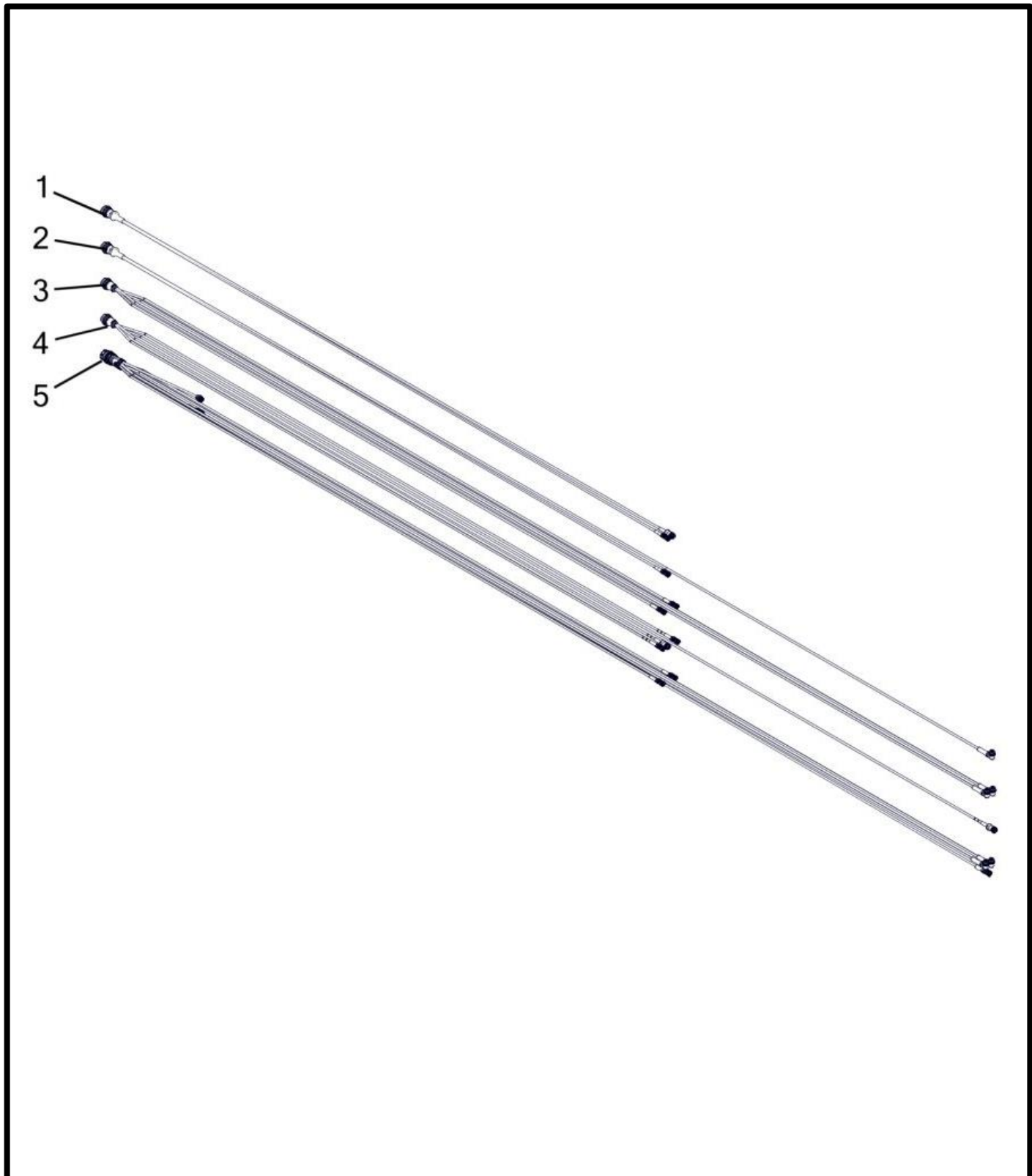
Montag Dry Rate Controller Harness



Montag Dry Rate Controller Harness

Item No.	Description	P/N	Montag P/N
1	Tractor ISO Connection		
2	Harness - ISOBUS To ISOBUS Cable Extension (13')	ME0502040-13	P002423
	Harness - ISOBUS To ISOBUS Cable Extension (28')	ME0502040-28	P002424
	Harness - ISOBUS To ISOBUS Cable Extension (43')	ME0502040-43	P002425
3	Harness - ISOBUS to ECU Cable (13')	ME0502001-13	P002410
	Harness - ISOBUS to ECU Cable (28')	ME0502001-28	P002334
	Harness - ISOBUS to ECU Cable (43')	ME0502001-43	P002395
4	Harness - Main ISOBUS Backbone Extension (13')	ME0502037-13	P002344
	Harness - Main ISOBUS Backbone Extension (28')	ME0502037-28	P002345
	Harness - Main ISOBUS Backbone Extension (43')	ME0502037-43	P002346
5	Enclosure - 2 ECU	ME8214000	P002339
6	Harness - Foot Pedal Master Switch Extension (15')	ME052001	P002341
7	Switch - Remote Foot Pedal Master	ME052000	P002340
8	Sensor - Implement Height Switch	ME052003	P002391
9	Kit - Montag Gen I Dry Rate Controller w/ Mount		A002401__
	Kit - Montag Gen I Dry Rate Controller Base		K002117
10	ECU - Montag Dry Rate Controller Gen I	ME0814005	P002806
11	Harness - Montag Dry RC (Gen I)	ME0514014	P002636
12	Harness - ISO Tee (ECU, Digi-Star/Tractor 16 Pin, ISO Plug)	ME0502039	P002406
13	Mount - Bolt-On Controller ECU (Gen I, Gen II, Mini) (Requires K002056)		M002748

Electrical Harnesses




Electrical Harnesses

Item No.	Qty	Part Number	Description
1	1	P000717	Harness - 37 Pin Greenstar RC (Single Product/Section)(5V Encoder) * JDRC compatible
2	1	P002038	Harness - 37 Pin Greenstar RC (Single Product/Section)(12V Encoder) * JDRC compatible *
3	1	P002070	Harness - 37 Pin Greenstar RC (Dual Product/Section)(12V Encoder) * JDRC compatible *
4	1	P002372	Harness - 37 Pin Greenstar RC (Dual Product/Section)(5V Encoder) * JDRC compatible *
5	1	P002483	Harness - 47 Pin JDRC 2000 (2 Section)(12V Encoder) †

(*) Requires P002831 To Be Compatible W/Raven SCS 4400 Console

(†) Not compatible with JD Greenstar Rate Controller Dry

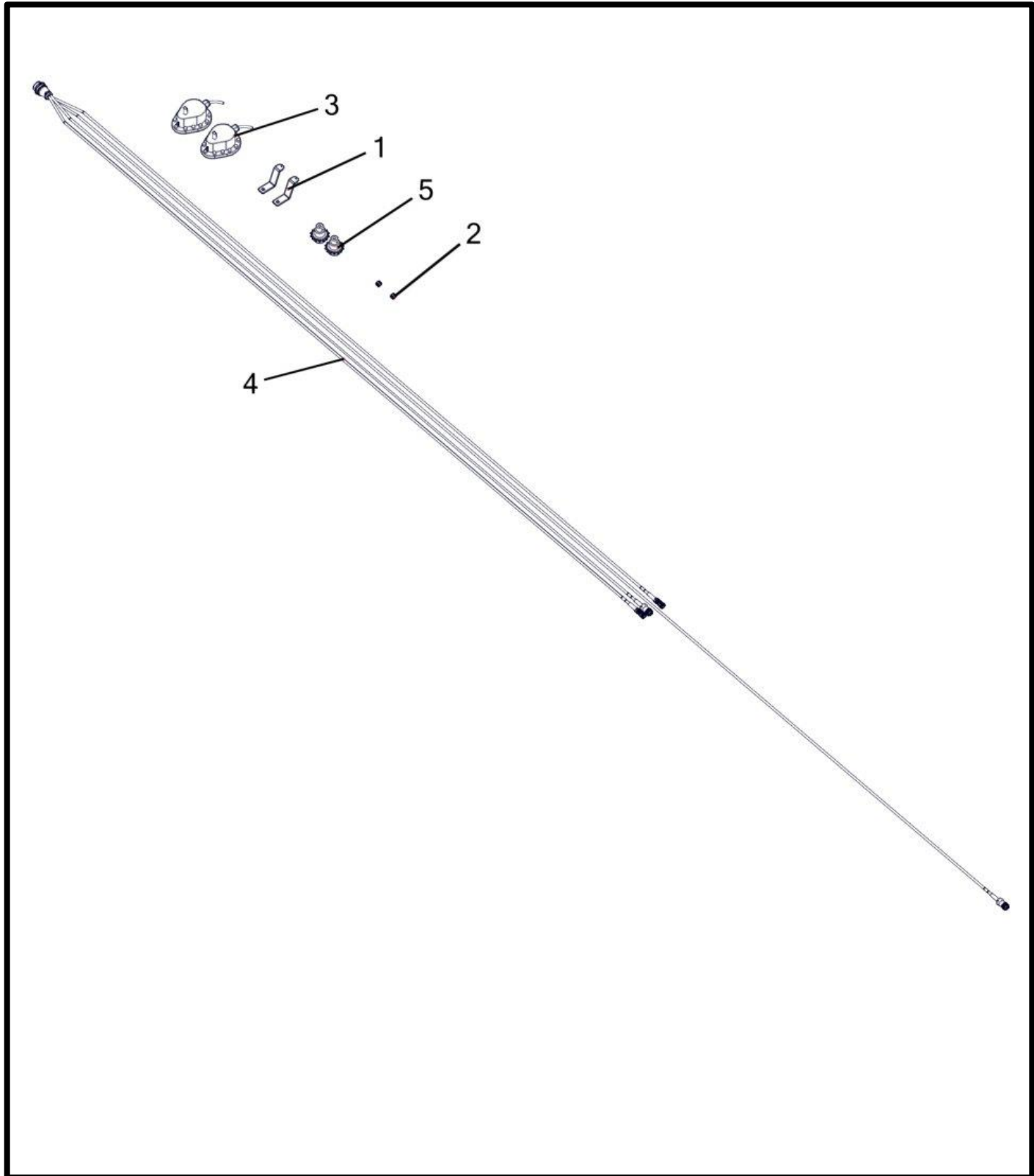
Kit - 1 Section Gen I Raven Encoder Add-on



Kit - 1 Section Gen I Raven Encoder Add-on

Item No.	Qty	Part Number	Description
		(R) K002006	Kit - 1 Section Gen I Raven Encoder Add-on
1	1	M000622	Bracket - Encoder
2	1	P000105	Nut - 3/8-16 Hex Nylon Lock (F594 316 S/S FB)
3	1	P000160	Encoder - Raven
4	1	P000717	Harness - Dry Rate Controller (3-Pin Molex)
5	1	W000076	Sprocket - Encoder (Raven)

Kit - 2 Section Gen I Raven Encoder Add-on



Kit - 2 Section Gen I Raven Encoder Add-on

Item No.	Qty	Part Number	Description
		(R) K002015	Kit - 2 Section Gen I Raven Encoder Add-on
1	2	M000622	Bracket - Encoder
2	2	P000105	Nut - 3/8-16 Hex Nylon Lock (F594 316 S/S FB)
3	2	P000160	Encoder - Raven
4	1	P002372	Harness - Dry Rate Controller (3-Pin Molex) (Twin Bin or Two Section)
5	2	W000076	Sprocket - Encoder (Raven)

NOTES

NOTES



Montag Manufacturing, Inc.
3816 461st Avenue
Emmetsburg, IA 50536
Phone: (712) 852-4572
FAX: (712) 852-4574

Tech Support: (712) 852-4572
or
support@montagmfg.com

Visit us at:
www.montagmfg.com