



MONTAG MFG.

GEN 1 2022

PARTS MANUAL

Serial Numbers:

8 & 12 Row - 22120 to Current

16/18/24 Row - 22151 to Current



Color coded parts are denoted in this catalog by “__” following the p/n. When ordering replacement parts, color coded parts need to be ordered w/ their corresponding color suffix. The following is a list of color codes:

AA = Black Paint

ZZ = Gray Poly

ZY = Yellow Poly

ZX = White Poly

For example, when ordering a M001018__ in black, you would order M001018AA at time of ordering. Failure to add the color code may result in getting an unpainted part, rather than a painted one.

2022 model year changes are marked in the Part Number column with the following designations:

(N) - Non-Retrofittable 2022 change (**will not** work with previous models)

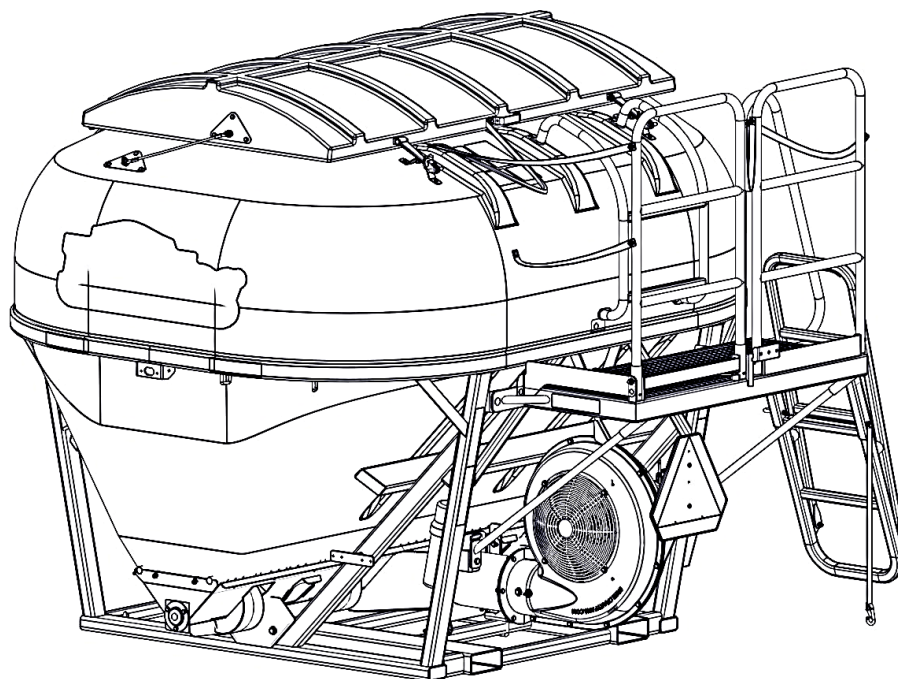
(R) - Retrofittable 2022 change (**will** work with previous model)

List Of Operations Manuals For Gen 1	
P003167	Document - Montag Mfg. Gen 1 Operators Manual
P003071	Document - Montag DRC Operation Manual For 02.02.05.00

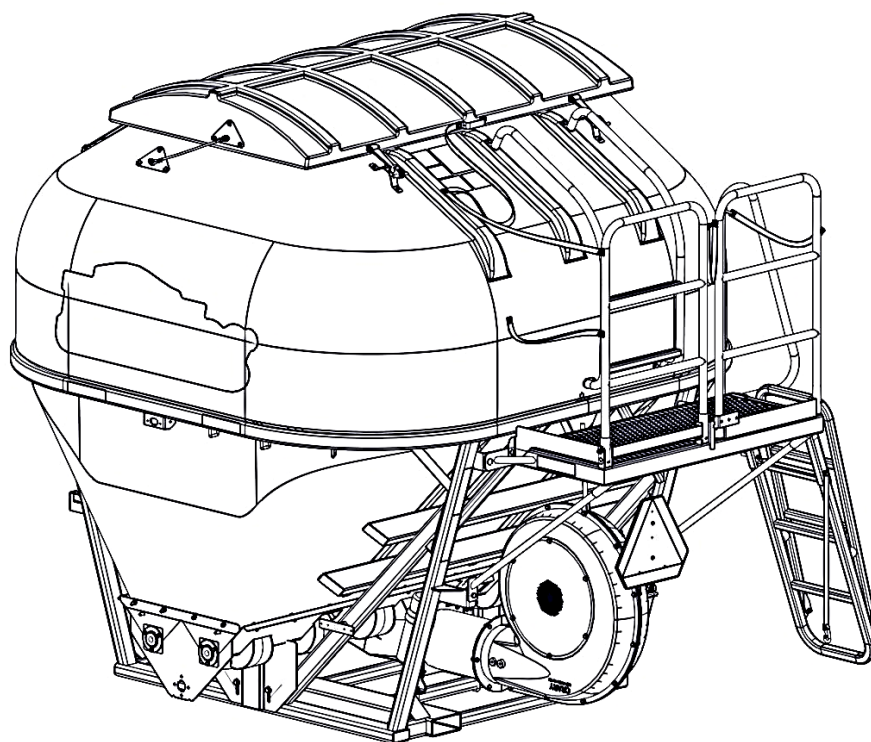
GEN 1 2022

GEN 1 AVAILABLE CONFIGURATIONS.....	04-05
GEN 1 OVERVIEW.....	06-07
6 And 9 Ton Cradles.....	08-09
METERS	
Meter Options.....	10-11
Single Auger Drive	12-13
Twin Auger Drive.....	14-15
Replaceable Meter Parts.....	16-17
Two Section Meter - Center Bearings.....	18-19
Two Section Meter - Motor And Hydraulic Block.....	20-21
8" Fan Assembly and Hardware.....	22-23
8" Fan Housing Assembly.....	24-25
10" Fan Assembly and Hardware.....	26-27
10" Fan Housing Assembly.....	28-29
Meter And Fan Supports.....	30-31
Auger Variations.....	32-33
TANKS	
Tanks - 6 and 9 Ton Tanks.....	34-35
Lid - Deck Side.....	36-37
Lid - Non-Deck Side.....	38-39
Inside Tank.....	40-41
Inside Tank Ladder.....	42-43
Tank to Meter.....	44-45
Handrails - 6 and 9 Ton.....	46-47
HYDRAULICS	
Hydraulic Block - Fitting and Hardware.....	48-49
Hydraulic Block - Components.....	50-51
Two Section Secondary Block.....	52-53
Fan Motors.....	54-55
Auger Motor.....	54-55
Hydraulic Hoses and Motors.....	56-57
Two Section Hydraulic Hoses and Motors.....	58-59
ACCESSORIES	
Manual Holder / Density Scale / Air Gauge.....	60-61
Slow Moving Vehicle Sign.....	62-63
Deck - 6 Ton Folding Complete.....	64-65
Deck - 9 Ton Folding Complete.....	66-67
Deck Universal.....	68-69
Deck Ladder - 6 Ton.....	70-71
Deck Ladder - 9 Ton.....	72-73
Decals - Left Side.....	74-75
Decals - Right Side.....	76-77
SCALES	
Scale Kit and Safety Bolt Mounting.....	78-79
Scale Kit - GT 400 DT 6 Pin Complete.....	80-81
Scale Kit - ISO DT 6 Pin Complete (4 Load Cell).....	82-83
ELECTRICAL HARNESES	
Montag Dry Rate Controller Harness.....	84-85
Montag Dry Rate Controller.....	86-87
Montag Dry Rate Controller w/Air Pressure Sensor.....	88-89
Tech Packages.....	90-91
Electrical Harnesses.....	92-93
1 Section Gen I Raven Encoder Add-on Kit.....	94-95

List Of Available Gen 1 Configurations



6 Ton Unit - 8 Row High Output 1 Section Meter Assembly



9 Ton Unit - 16 Row High Output 1 Section Meter Assembly

P/N's followed by “_ _” are color coded parts.

Color codes: AA = Black Paint, ZZ = Gray, ZY = Yellow, ZX = White
See inside front cover for details.

7/7/2022 - REV. A

SN#: 8 & 12 Row - 22120 to Current
SN#: 16/18/24 Row - 22151 to Current

List Of Available Gen 1 Configurations

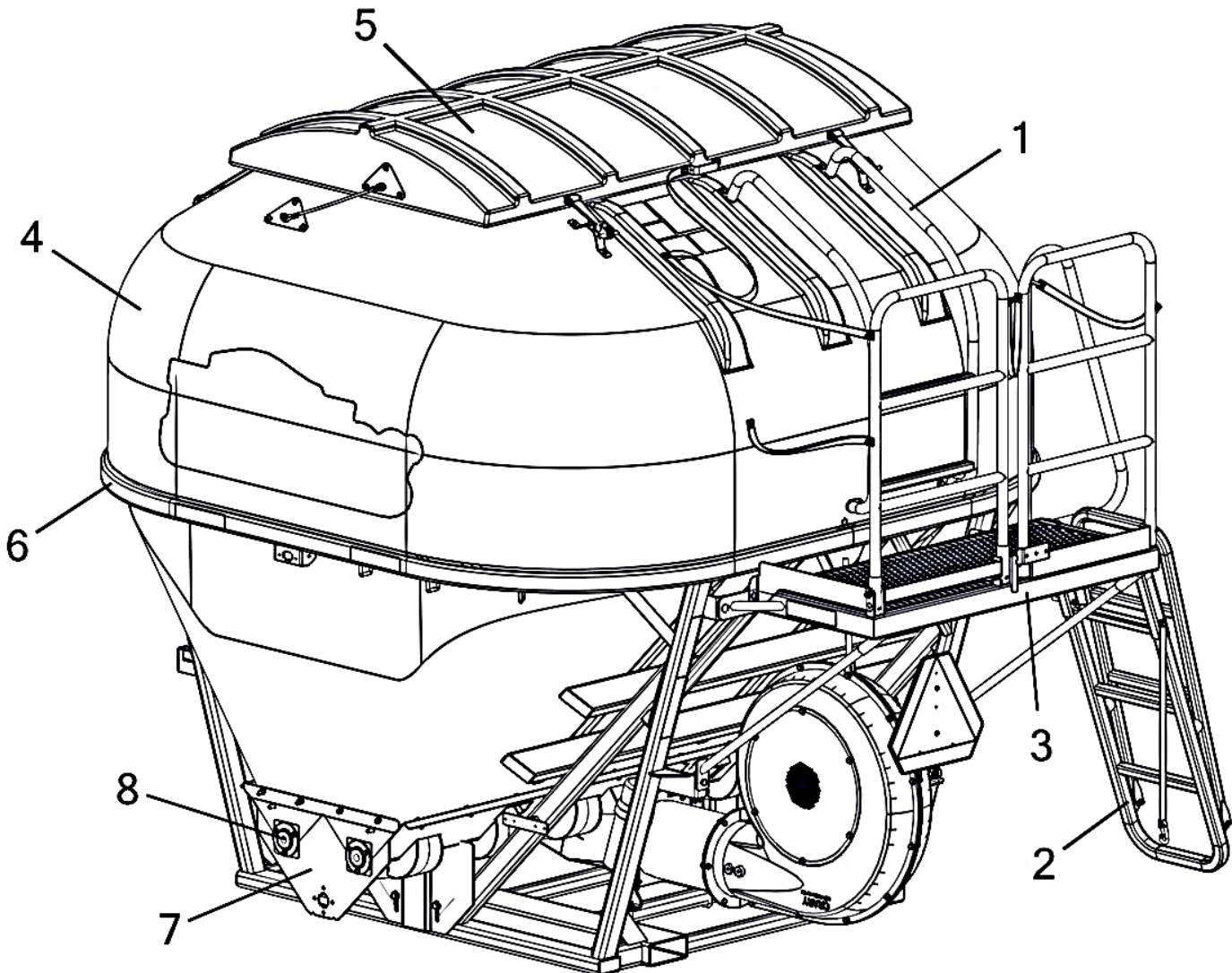
6 TON UNITS

S08B611	6 Ton Unit - 8 Row High Output 1 Section Meter Assembly
S12B611	6 Ton Unit - 12 Row High Output 1 Section Meter Assembly
S16B611	6 Ton Unit - 16 Row High Output 1 Section Meter Assembly
S16B612	6 Ton Unit - 16 Row High Output 2 Section Meter Assembly
S18B611	6 Ton Unit - 18 Row High Output 1 Section Meter Assembly
S24B611	6 Ton Unit - 24 Row High Output 1 Section Meter Assembly

9 TON UNITS

S08B911	9 Ton Unit - 8 Row High Output 1 Section Meter Assembly
S12B911	9 Ton Unit - 12 Row High Output 1 Section Meter Assembly
S16B911	9 Ton Unit - 16 Row High Output 1 Section Meter Assembly
S16B912	9 Ton Unit - 16 Row High Output 2 Section Meter Assembly
S18B911	9 Ton Unit - 18 Row High Output 1 Section Meter Assembly
S24B911	9 Ton Unit - 24 Row High Output 1 Section Meter Assembly

**Gen 1 Overview
(Model Shown Is S24A911 -
9 Ton Unit - 24 Row Standard 1 Section)**



P/N's followed by "__" are color coded parts.

Color codes: AA = Black Paint, ZZ = Gray, ZY = Yellow, ZX = White
See inside front cover for details.

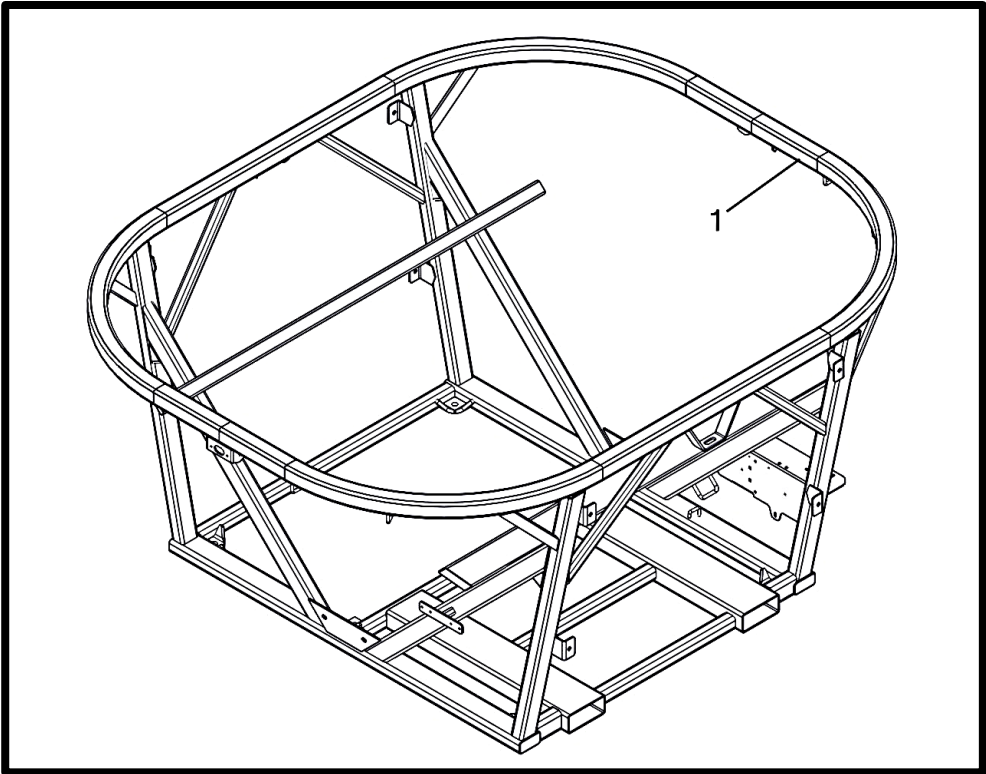
7/7/2022 - REV. A

SN#: 8 & 12 Row - 22120 to Current
SN#: 16/18/24 Row - 22151 to Current

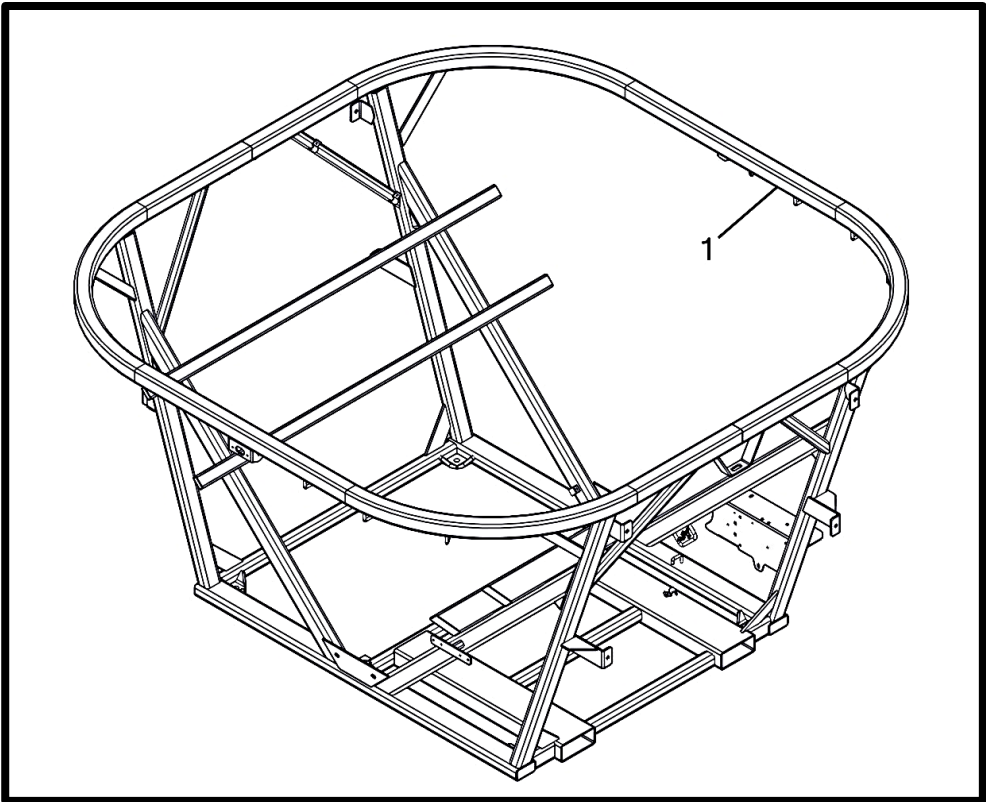
Gen 1 Overview

Item No.	Qty	Description
1	1	Ladder - Tank Hand Rail
2	1	Ladder - Folding
3	1	Deck - Universal
4	1	Tank - Poly
5	1	Tank Lid - Poly
6	1	Cradle - Dry Tank
7	1	Meter
8	2	Auger - Standard Hex

6 Ton Cradle



9 Ton Cradle



P/N's followed by “_” are color coded parts.

Color codes: AA = Black Paint, ZZ = Gray, ZY = Yellow, ZX = White
See inside front cover for details.

7/7/2022 - REV. A

SN#: 8 & 12 Row - 22120 to Current
SN#: 16/18/24 Row - 22151 to Current

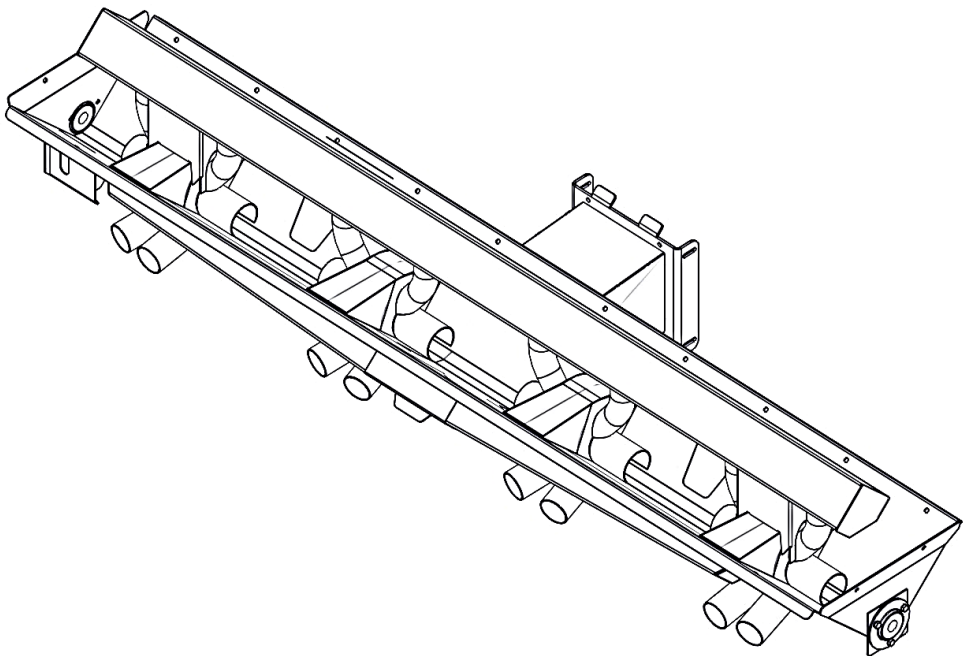
6 Ton Cradle

Item No.	Qty.	Part Number	Description
1	1	W002842__	Cradle - 185 CuFt (6 Ton) Dry Tank (MY 2022)

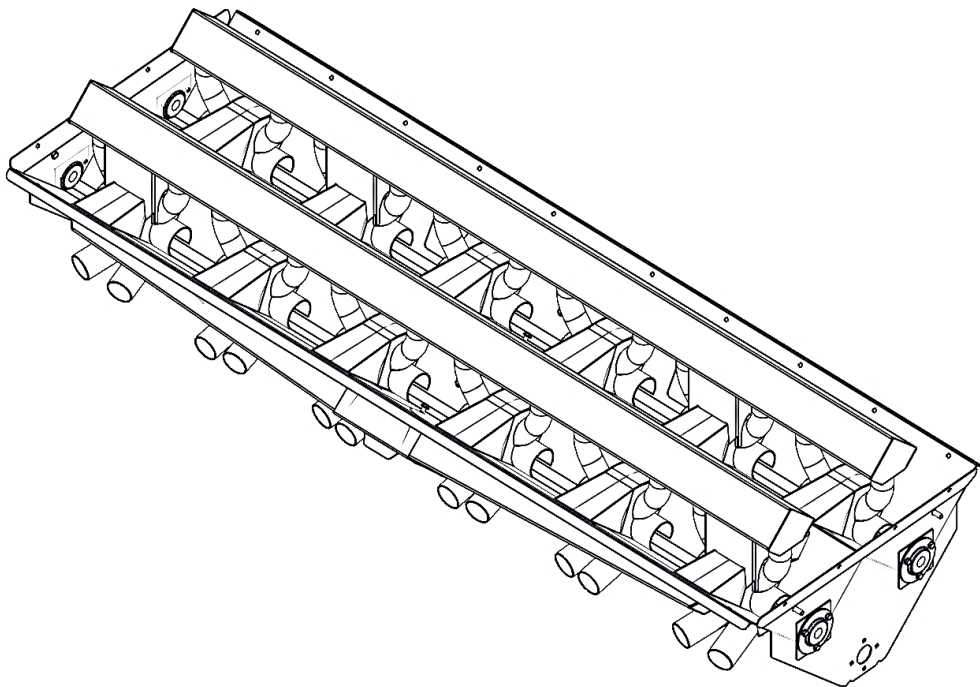
9 Ton Cradle

Item No.	Qty.	Part Number	Description
1	1	W002819__	Cradle - 280 CuFt (9 Ton) Dry Tank (MY 2022)

Meter Options



W002790 - Meter - 8 Row HO (Less 8" Bolt-On Fan)

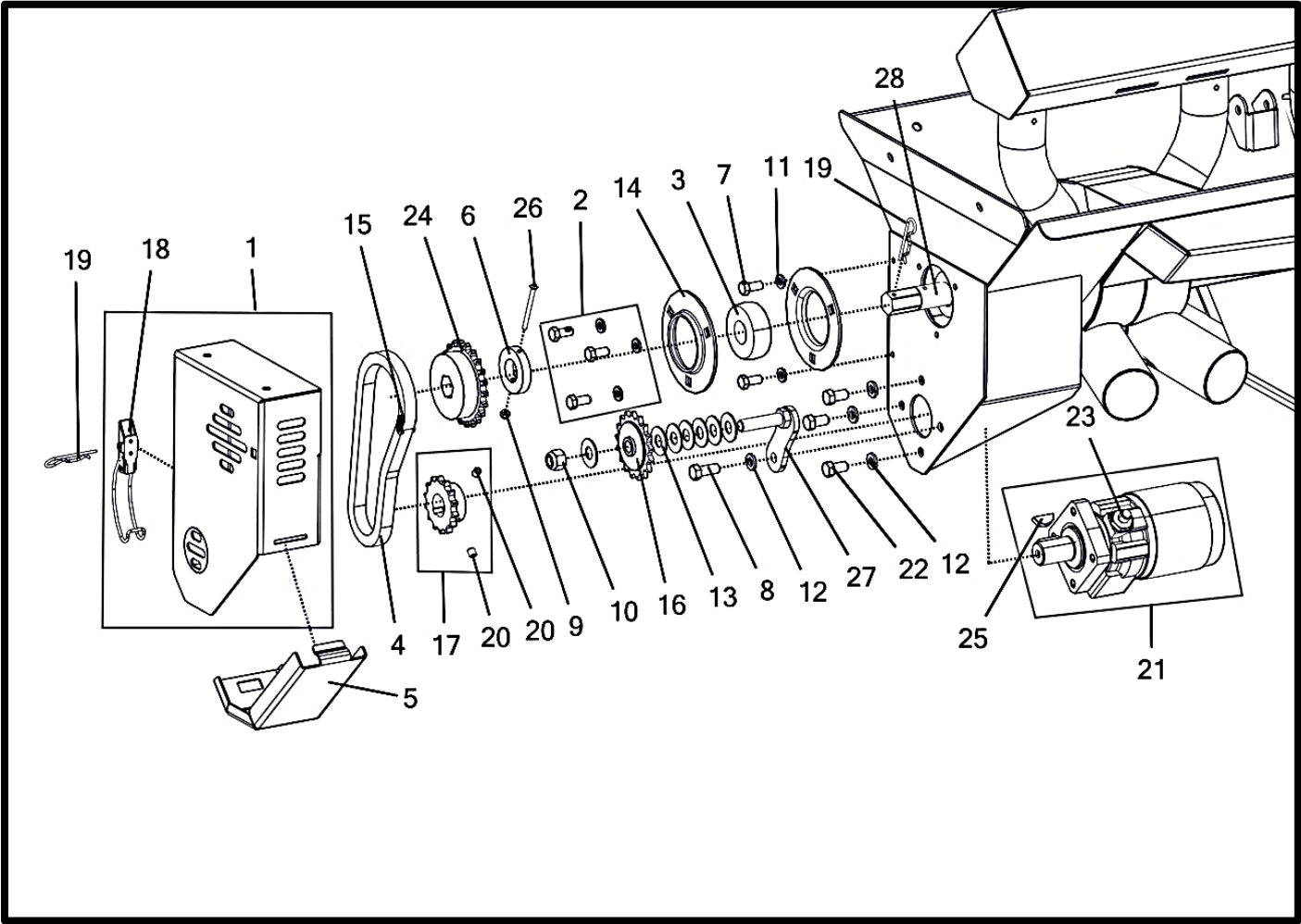


W002761 - Meter - 24 Row HO (Less 10" Bolt-On Fan)

Meter Options

W002790	Meter - 8 Row HO (Less 8" Bolt-On Fan)
W002791	Meter - 12 Row HO (Less 8" Bolt-On Fan)
W002781	Meter - 16 Row HO Section Control (Less 8" Bolt-On Fan)
W002782	Meter - 18 Row HO (Less 8" Bolt-On Fan)
W002761	Meter - 24 Row HO (Less 10" Bolt-On Fan)

Single Auger Drive
(High Output Shown)



P/N's followed by “_” are color coded parts.

7/7/2022 - REV. A

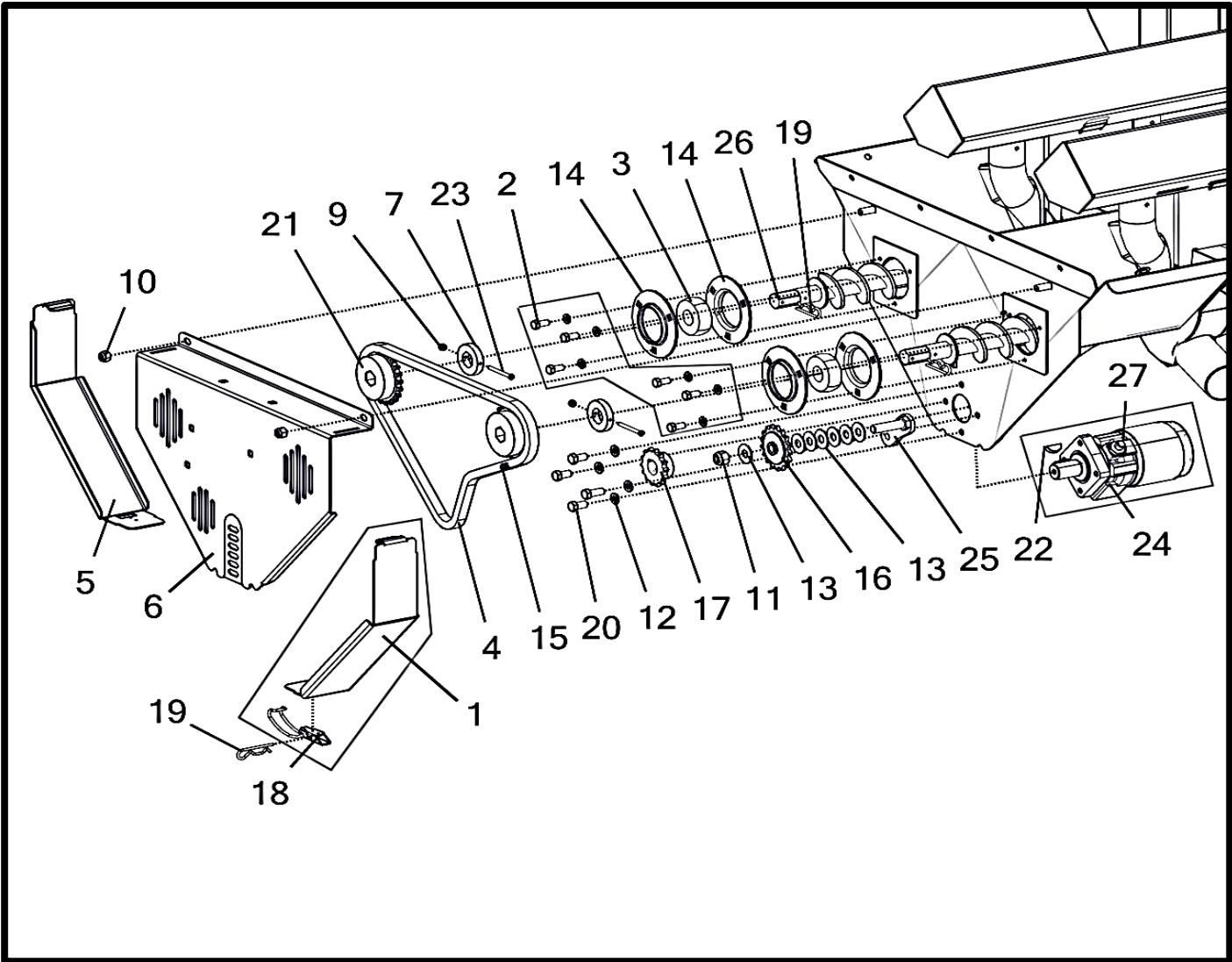
Single Auger Drive (High Output Shown)

Item No.	Qty	Part Number	Description
1	1	A002353	Shield - Single Auger Gen 1 Main
2	1	K000008	Kit - 62mm Meter Hardware (HO) (SHOWN)
	1	K000007	Kit - 52mm Meter Hardware (STD)
3	2	M000184	Bushing - 62 mm Auger Nylon (HO) (SHOWN)
	2	M000185	Bushing - 52 mm Auger Nylon (STD)
4	1	M000602	Chain - Single Auger Drive
5	1	M001154	Shield - Single Auger Door
6	1	M003271	Collar - 1.0" ID x 2.0" OD x .38"
7	2	P000093	Bolt - 5/16-18 x 0.75 x 0.75 Hex (F593 304 S/S FB) *
8	1	P000097	Bolt - 3/8-16 x 1 x 1 Hex (F593 304 S/S FB) *
9	1	P000102	Nut - #8-32 Hex Nylon Lock (18-8 S/S FB)
10	1	P000106	Nut - 1/2-13 Hex Nylon Lock (F594 316 S/S FB) *
11	2	P000110	Washer - 5/16" Split Lock (0.583" OD) (18-8 S/S FB) *
12	4	P000113	Washer - 3/8" Split Lock (0.68" OD) (18-8 S/S FB) *
13	7	P000114	Washer - 1/2" Flat (1.25" OD) (18-8 S/S FB) (Shims) *
14	4	P000215	Bearing Flange - 62 mm (HO)(SHOWN)
	4	P000214	Bearing Flange - 52 mm (STD)
15	1	P000217	Chain Link- #40 S/S Connecting
16	1	P000219	Sprocket - #40 17 Tooth Idler 1/2" Bore
17	1	P000220	Sprocket - #40 14 Tooth 1" Bore
18	1	P000566	Catch - Safety Shield
19	2	P000567	Pin - Safety Shield Catch
20	2	P000785	Set Screw - 5/16-18 x 5/16" UNC
21	1	(R) P003128	Motor - Hyd. 11.9 Culn Gerotor w/ Speed Sensor (TE0195FS100FSAA) †
22	3	P000852	Bolt - 3/8-16 x 0.75 x 0.75 Hex (F593 304 S/S FB) *
23	1	(N) P003165	Sensor - Parker Motor Speed (30 Pulse) (455063)
24	1	P002081	Sprocket - #40 22 Tooth 7/8" Hex Bore
25	1	P002694	Key - Woodruff .25" x 1" #15
26	1	P002960	Screw - #8-32 x 2.25 Machine Button Head Socket (18-8 S/S FB)
27	1	W000098	Bracket - Chain Tensioner Weldment
28	1	W00____	Auger (See Page 27 for P/N)

(*) Included In K002128 - Kit - Hydraulic Auger Drive Hardware (S/S)

(†) Motor is retrofittable, but note that previous versions are 60 pulse, this one is 30 pulse.

Twin Auger Drive
(Standard Output Shown)



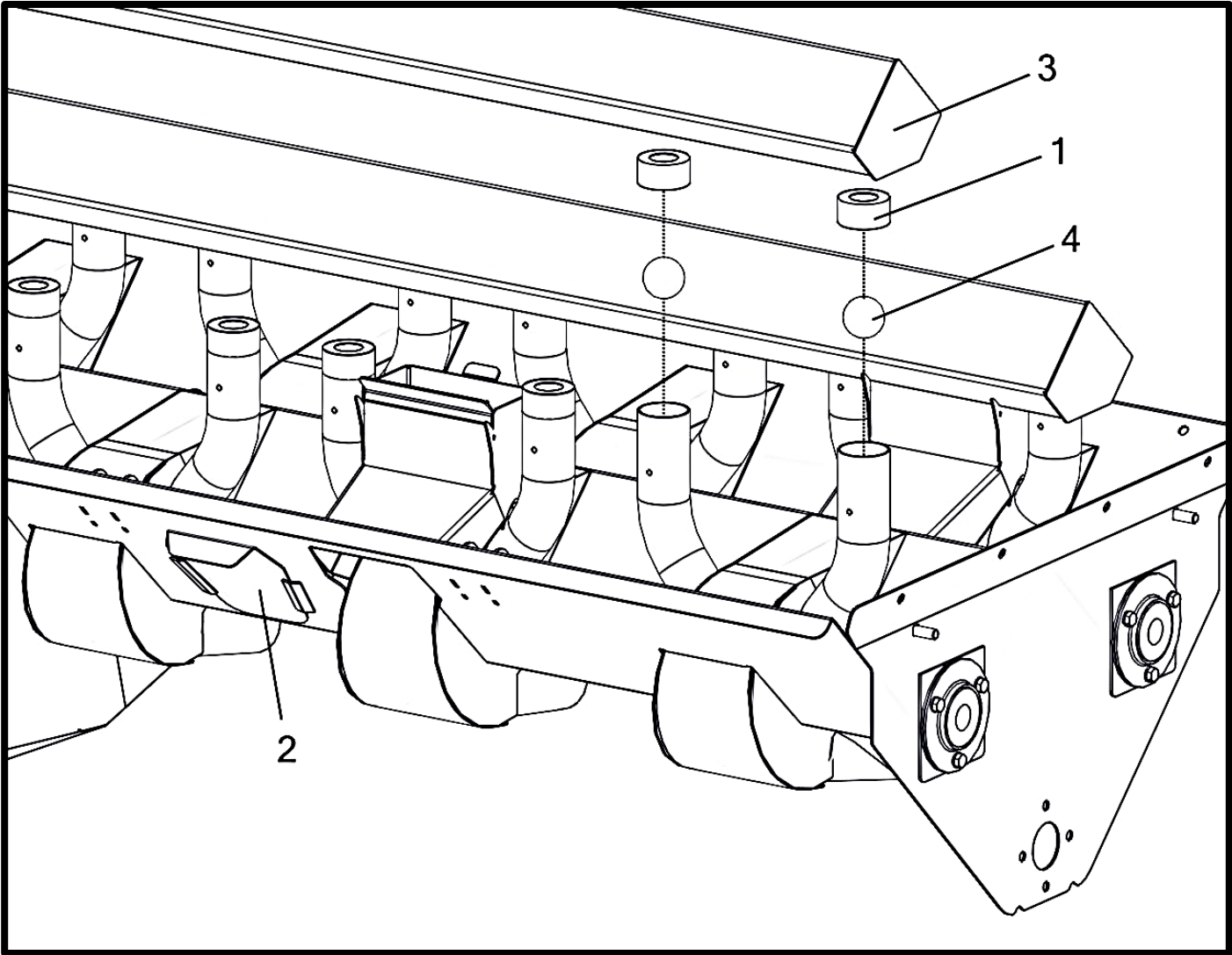
Twin Auger Drive (Standard Output Shown)

Item No.	Qty	Part Number	Description
1	1	A000162	Shield - Twin Auger Side Door
2	2	K000008	Kit - 62mm Meter Hardware (STD) (SHOWN)
	2	K000008	Kit - 62mm Meter Hardware (HO)
3	2	M000184	Bushing - 62 mm Auger Nylon (STD) (SHOWN)
	4	M000184	Bushing - 62 mm Auger Nylon (HO)
4	1	M000603	Chain - Twin Auger Drive
5	1	M001155	Shield - Twin Auger Safety Door (LH)
6	1	M002828	Shield - Twin Auger Gen 1 Main Safety
7	2	M003271	Collar - 1.0" ID x 2.0" OD x .38"
8	1	P000097	Bolt - 3/8-16 x 1 x 1 Hex (F593 304 S/S FB) *
9	2	P000102	Nut - #8-32 Hex Nylon Lock (18-8 S/S FB)
10	2	P000105	Nut - 3/8-16 Hex Nylon Lock (F594 316 S/S FB) *
11	1	P000106	Nut - 1/2-13 Hex Nylon Lock (F594 316 S/S FB) *
12	4	P000113	Washer - 3/8" Split Lock (0.68" OD) (18-8 S/S FB) *
13	7	P000114	Washer - 1/2" Flat (1.25" OD) (18-8 S/S FB) (Shims) *
14	4	P000215	Bearing Flange - 62 mm (STD) (SHOWN)
	8	P000215	Bearing Flange - 62 mm (HO)
15	1	P000217	Chain Link- #40 S/S Connecting
16	1	P000219	Sprocket - #40 17 Tooth Idler 1/2" Bore
17	1	P000220	Sprocket - #40 14 Tooth 1" Bore
18	1	P000566	Catch - Safety Shield
19	3	P000567	Pin - Safety Shield Catch
20	3	P000852	Bolt - 3/8-16 x 0.75 x 0.75 Hex (F593 304 S/S FB) *
21	2	P002081	Sprocket - #40 22 Tooth 7/8" Hex Bore
22	1	P002694	Key - Woodruff .25" x 1" #15
23	2	P002960	Screw - #8-32 x 2.25 Machine Button Head Socket (18-8 S/S FB)
24	1	(R) P003128	Motor - Hyd. 11.9 Culn Gerotor w/ Speed Sensor (TE0195FS100FSAA) †
25	1	W000098	Bracket - Chain Tensioner Weldment
26	2	W00_ _ _ _	Auger (See Page 27 For P/N)
27	1	(N) P003165	Sensor - Parker Motor Speed (30 Pulse) (455063)

(*) Included In K002081 - Kit - Hydraulic Auger Drive Hardware (Twin Auger) (S/S)

(†) Motor is retrofittable, but note that previous versions are 60 pulse, this one is 30 pulse.

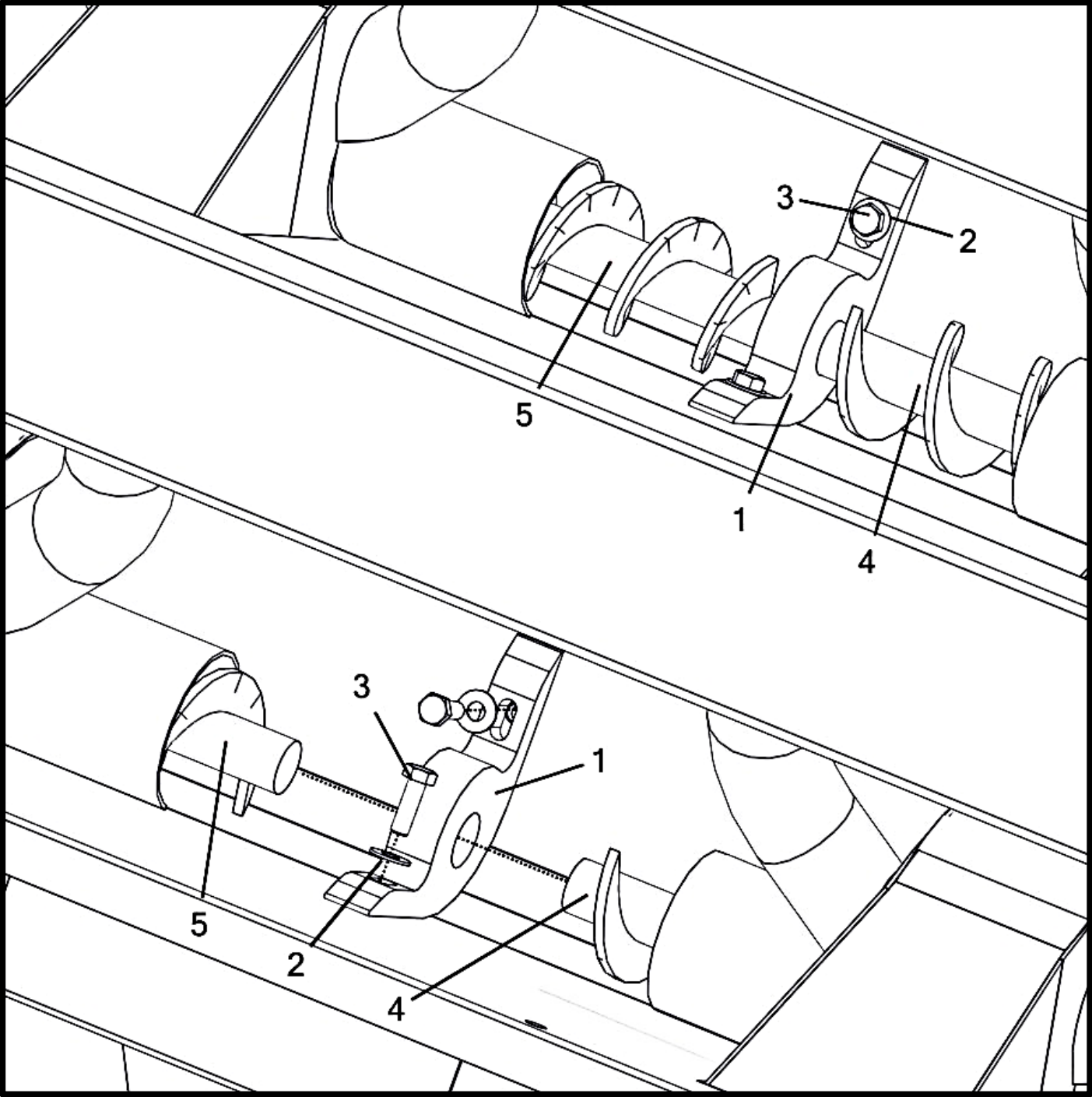
Replaceable Meter Parts



Replaceable Meter Parts

Item No.	Part Number	Description
1	M000178	Cap - 2" Orange w/Hole
2	M000220	Door - Meter Clean Out
3	W000342	Tent - Meter Vent
4	P000161	Ball - Air Check

Two Section Meter - Center Bearings

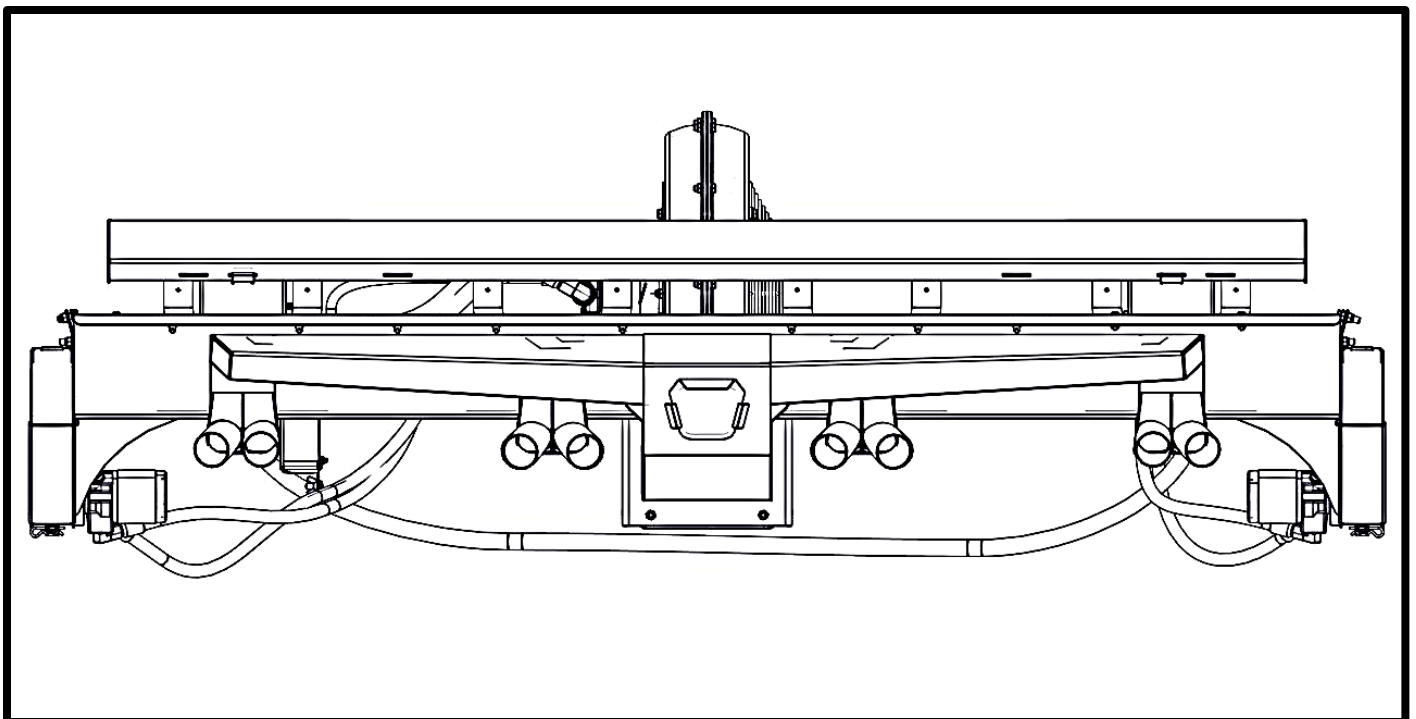


Two Section Meter - Center Bearings

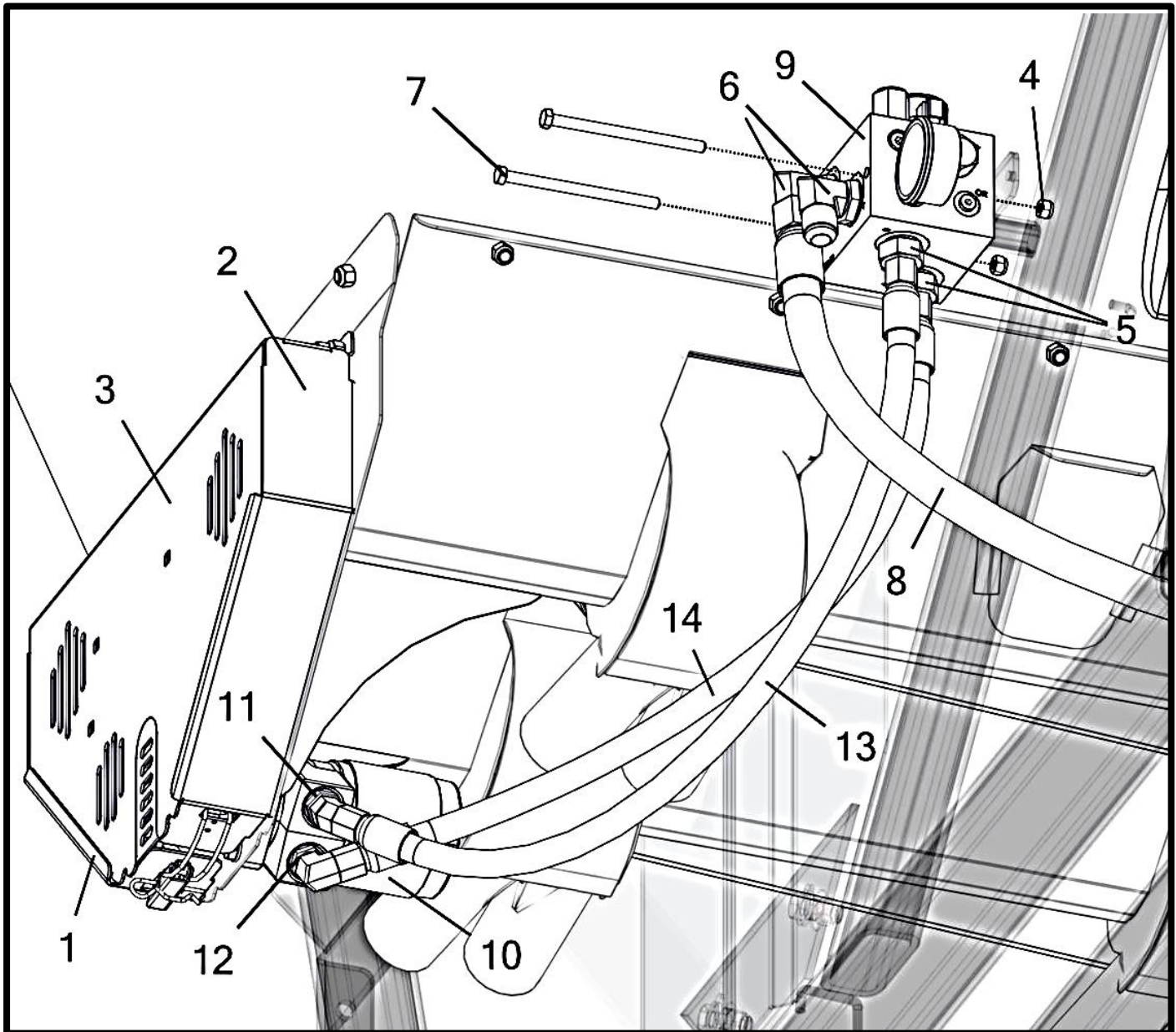
Item No.	Qty	Part Number	Description
1	2	M002753	Bearing - Section Control Block 2-12" (HO) (Shown)
	2	M003089	Bearing - Section Control Block 2" (STD)
2	4	P000109	Washer - 5/16" Flat (0.75" OD) (18-8 S/S FB)
3	4	P000711	Bolt - 5/16-18 x 1 x 0.875 Hex (F593 304 S/S FB)
4	2	W00_ _ _ _	Auger (See Page 29 for Auger P/N)
5	2	W00_ _ _ _	Auger (See Page 29 for Auger P/N)

Gen 1 Two Section Upgrade Kit

Part Number	Description
K002527	Kit - Gen I 16 Row 2 Section Upgrade (2-1/2" STD) (2021+) *Check Harness Compatibility



Two Section Meter - Motor And Hydraulic Block



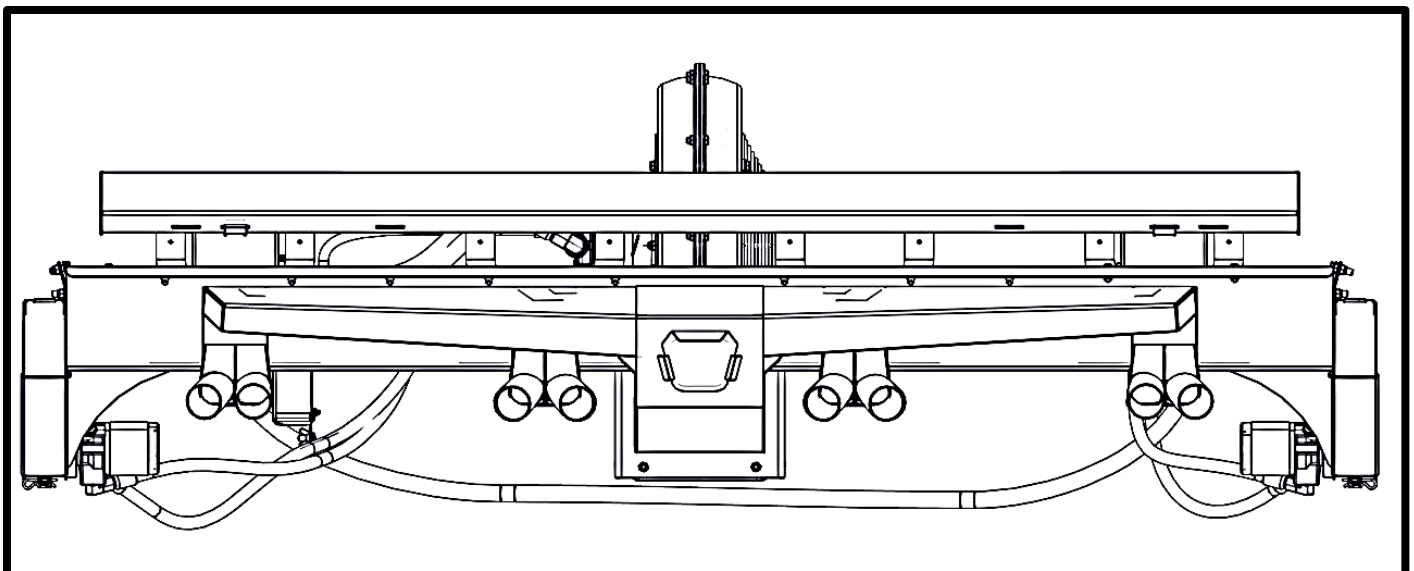
(In 2021, hose kit was updated to hoses with all JIC ends, with additional fittings. If ordering the complete kit, changes will be fully retrofittable.)

Two Section Meter - Motor And Hydraulic Block

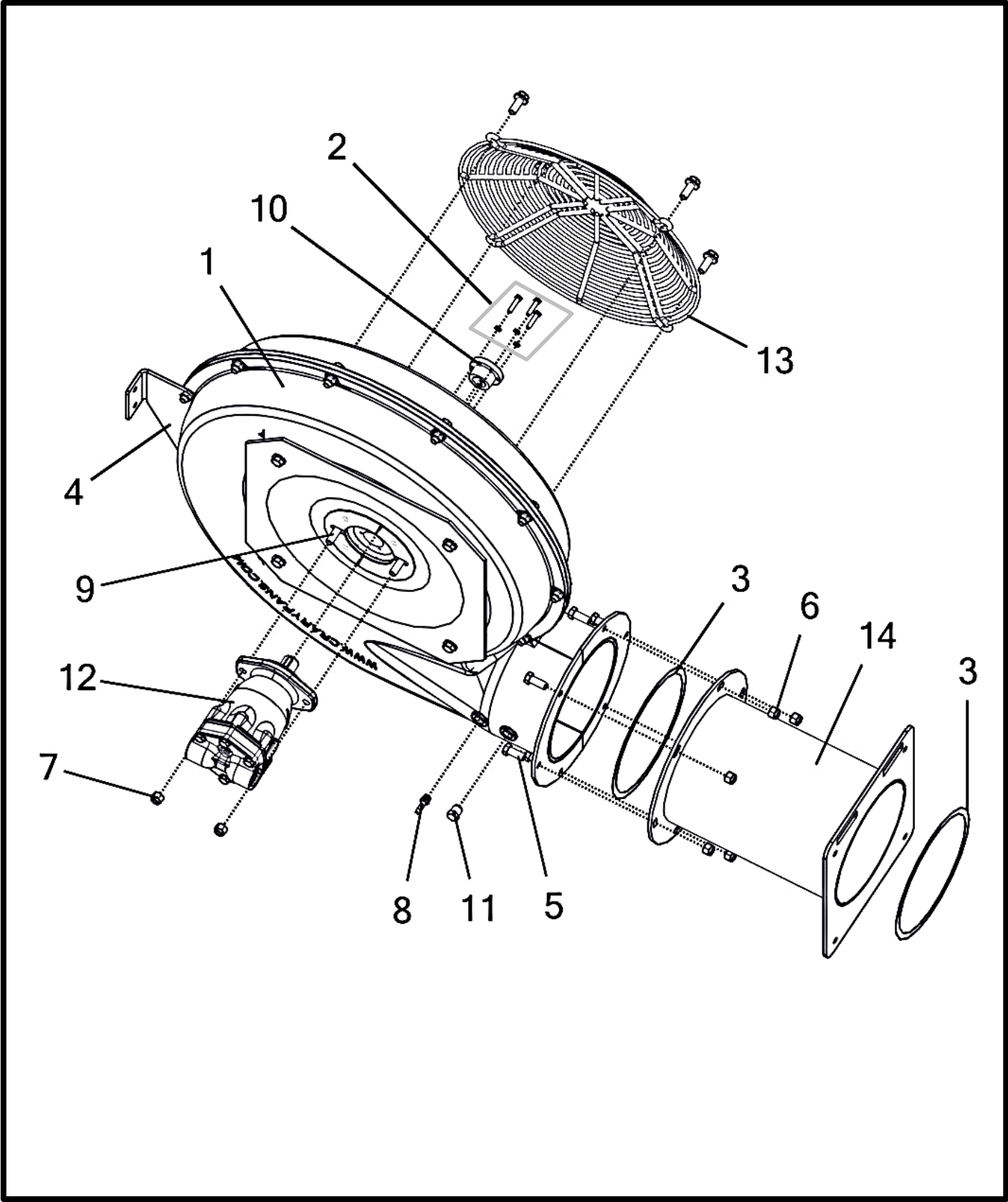
Item No.	Qty	Part Number	Description
1	1	A000162	Shield - Twin Auger Side Door
2	1	M001155	Shield - Twin Auger Safety Door (LH)
3	1	M002828	Shield - Twin Auger Gen 1 Main Safety
4	2	P000104	Nut - 5/16-18 Hex Nylon Lock (F594 316 S/S FB)
5	2	P000384	Fitting - Hyd - #12 M O-Ring x #8 M JIC Straight (6400-08-12-O)
		P002585	O-Ring - #12 Buna (4000-12)
6	2	P000385	Fitting - Hyd - #12 M JIC x #12 M O-Ring Elbow 90 (6801-12-12)
		P002585	O-Ring - #12 Buna (4000-12)
7	2	P000505	Bolt - 5/16-18 x 5 x 0.875 Hex (F593 304 S/S FB)
8	1	P000715	Hose - Hydraulic 3/4" x 92" (#12 F JIC Swivel x #12 F JIC Swivel)
9	1	P000718	Valve - Electric Hydraulic Block Manifold (PWM Closed)
10	1	(R) P003128	Motor - Hyd. 11.9 CuIn Gerotor w/ Speed Sensor (TE0195FS100FSAA)
11	1	(N) P003143	Fitting - Hyd - #10 M O-ring x #8 M JIC Elbow 45
		P002584	O-Ring - #10 Buna (4000-10)
12	1	(N) P003144	Fitting - Hyd - #10 M O-ring x #8 M JIC Elbow 90 (6801-08-10-NWO)
		P002584	O-Ring - #10 Buna (4000-10)
13	1	(N) P003145 (B)	Hose - Hydraulic 1/2" x 36" (#8 F JIC x #8 F JIC)
14	1	(N) P003145 (A)	Hose - Hydraulic 1/2" x 36" (#8 F JIC x #8 F JIC)

Gen 1 Two Section Upgrade Kit

Part Number	Description
K002527	Kit - Gen I 16 Row 2 Section Upgrade (2-1/2" STD) (2021+) *Check Harness Compatibility



8" Fan Assembly And Hardware



P/N's followed by “_” are color coded parts.

Color codes: AA = Black Paint, ZZ = Gray, ZY = Yellow, ZX = White
See inside front cover for details.

7/7/2022 - REV. A

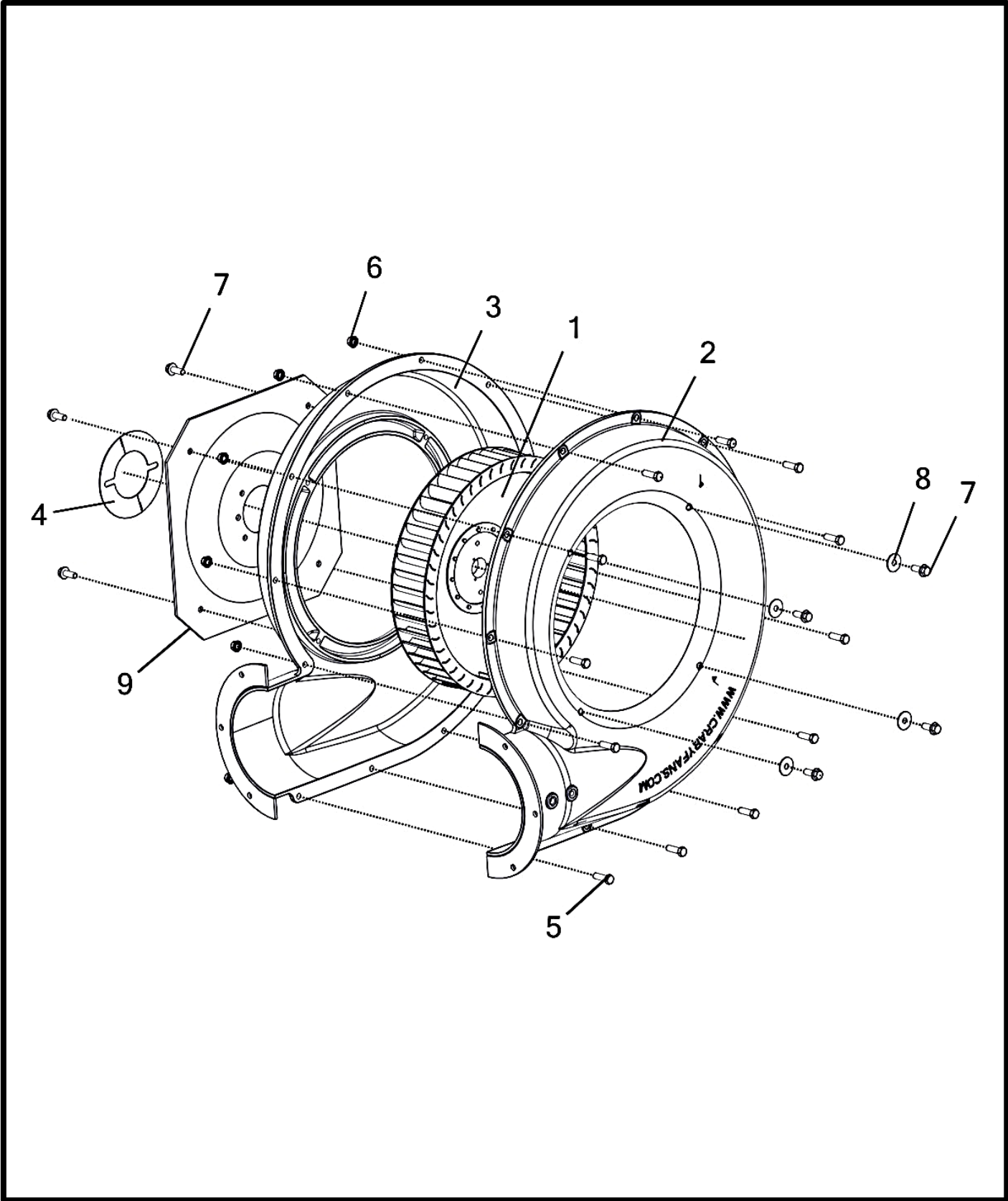
SN#: 8 & 12 Row - 22120 to Current
SN#: 16/18/24 Row - 22151 to Current

8" Fan Assembly And Hardware

Item No.	Qty	Part Number	Description
		A002647__	Assembly - 8" Fan/Plenum Transition (0° X 11.5")
1	1	A002408__	Fan - Crary 8" CCW Flange (51690) (Assembly)
2	1	K002095	Kit - Fan Hub Hardware (QD Bushing)
3	2	M002475	Gasket - 8" Fan Transition Seal
4	1	M003909	Bracket - 8" Crary Fan SMV Mount
5	6	P000039	Bolt - 3/8-16 x 1 x 1 Hex (GR 5 M/S FA) *
6	6	P000057	Nut - 3/8-16 Hex Nylon Lock (GR 5 M/S FA) *
7	2	P000105	Nut - 3/8-16 Hex Nylon Lock (F594 316 S/S FB) *
8	1	P000125	Fitting - Air - 3/16" Hose Barb x 1/8 NPT
9	2	P000416	Bolt - 3/8-16 x 1.25 x 1 Hex (F593 304 S/S FB) *
10	1	P000833	Bushing - QD Taper Lock JA x .875" Bore x .25" Keyway
11	1	P002898	Fitting - 1/4-18 NPT Nylon Plastic Plug
		P002731	Sensor - Air Pressure 3-Pin (0-3.6 psi) (1/4 NPT) (FOR MDRC)
		P002978	Sensor - Air Pressure 3-Pin (0-5 psi, .5-4.5 Vdc) (1/4 NPT) (FOR RC2000)
12	1	P003243	Motor - Eaton Piston High Speed (12.3 CC / .75 in3/R) (74111-DBJ-01)
13	1	W002528__	Screen - 8" Crary Fan Inlet
14	1	W002823__	Transition - 8" Fan/Plenum (0° X 11.5")

(*) Included In K002152 - Kit - Fan/Transition Hardware Gen 2 (2018+)

8" Fan Housing Assembly

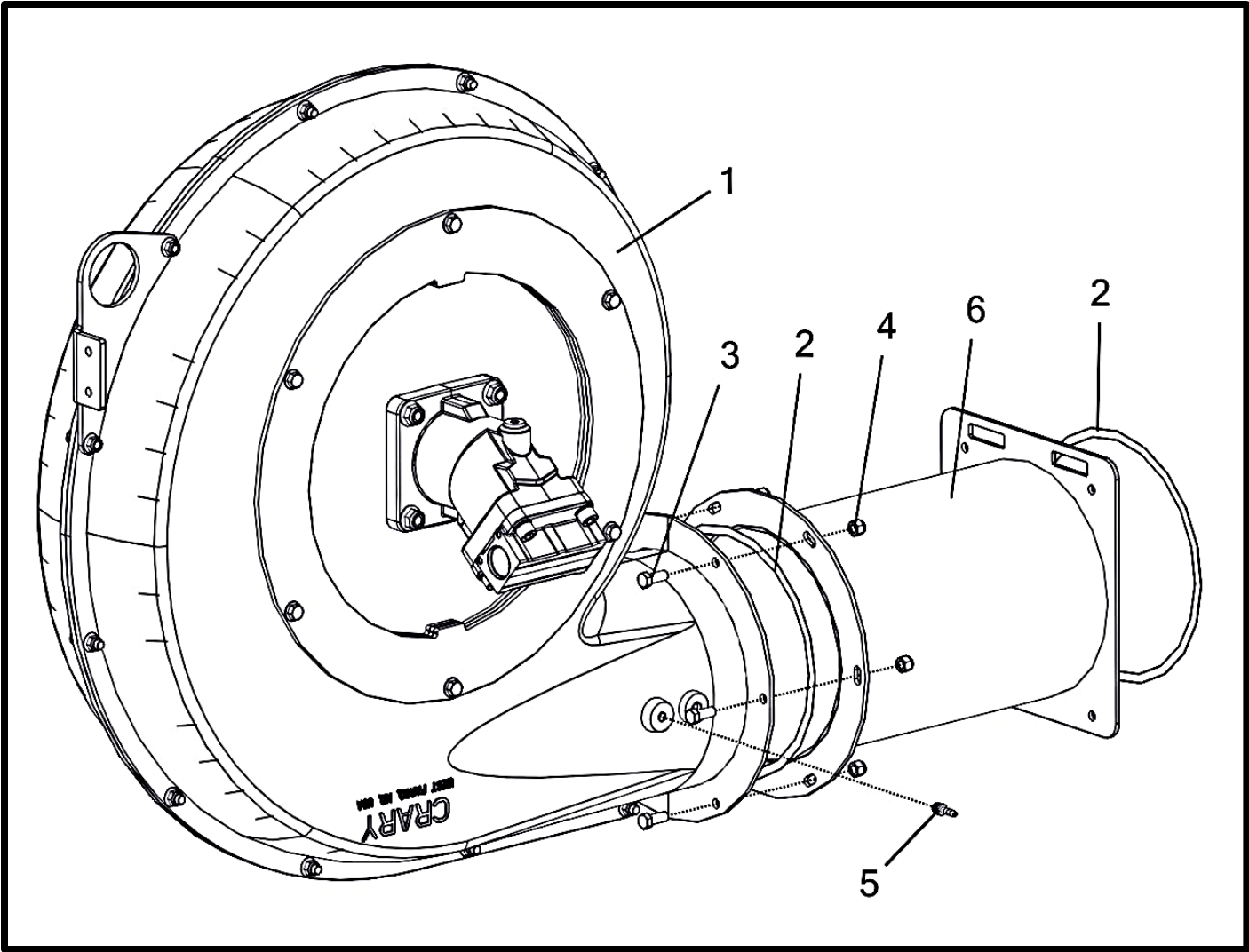


8" Fan Housing Assembly

ITEM NO.	Qty	Part Number	Description
		A002408_-	Fan - Crary 8" CCW Flange (51690) (Assembly)
1	1	P002082	Fan - Crary 8" (17374)
2	1	P002399	Housing - Crary 8" Flange Mount Inlet Side (LH)
3	1	P002400	Housing - Crary 8" Flange Mount Motor Side (RH)
4	1	P002533_ _	Plate - Fan Motor Mount Spacer Crary 6" (24973-12)
5	12	P002695	Bolt - 3/8-16 x 1.25 x 1.25 Hex (GR 5 M/S FC) *
6	12	P002696	Nut - 3/8-16 Flange (GR 5 M/S FC) *
7	8	P002697	Bolt - 3/8-16 x 1 x 1 Flange (GR 5 M/S FH)
8	4	P002698	Washer - 3/8" Fender (1.25" OD) (GR 5 M/S FC)
9	1	P002716_ _	Plate - Fan Motor Mount Crary 8" (9/16" Offset)

(*) Included In K002025 - Kit - Crary Fan 8" Hardware

10" Fan Transition And Hardware

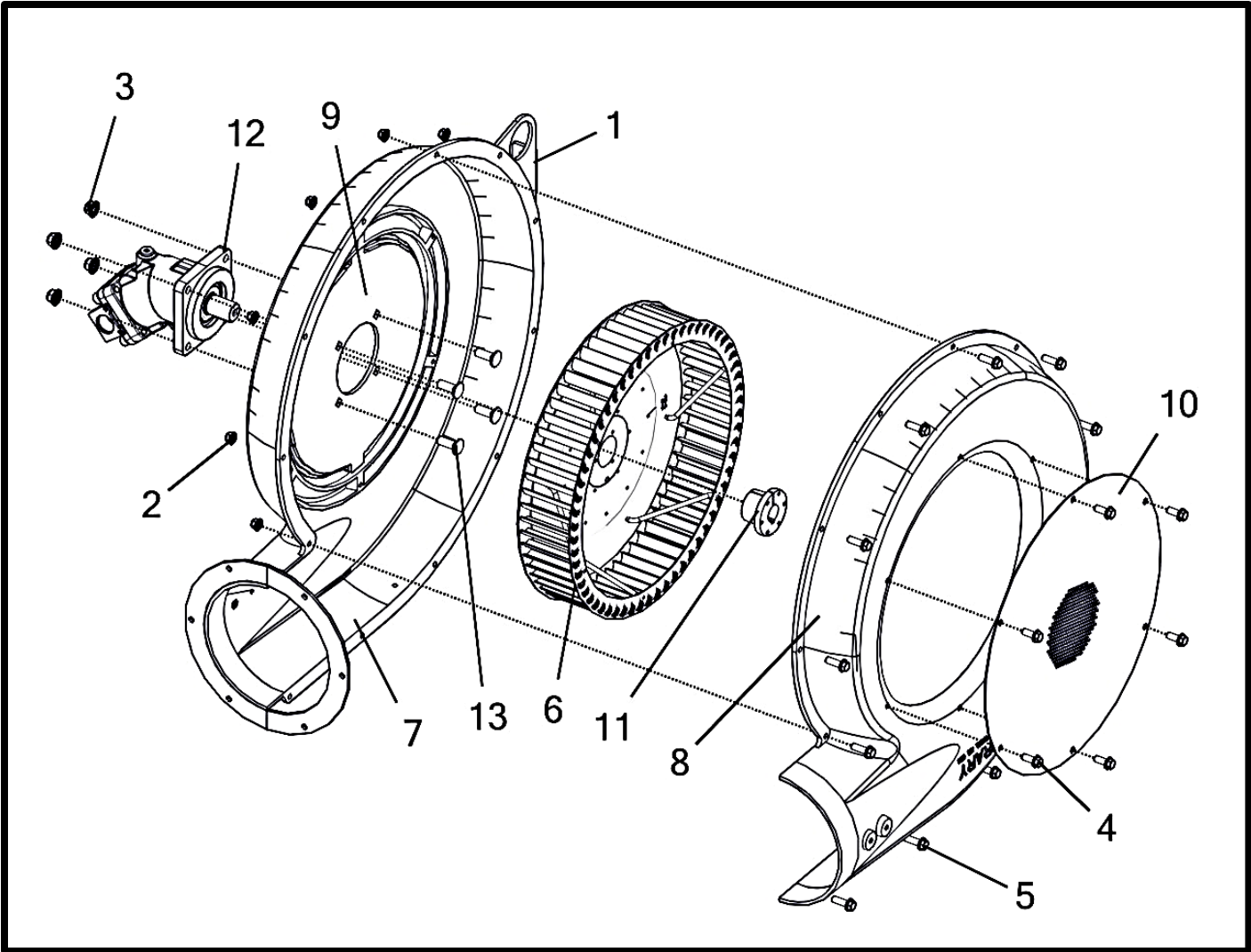


10" Fan Transition And Hardware

Item No.	Qty	Part Number	Description
		A002572__	Fan / Transition - Assembly 10" x 0° (Gen 1)
1	1	A002570__	Fan - Crary 10" Flange Mount CCW w/Motor (52815)
2	2	M003737	Gasket - 10" Fan Transition Seal
3	6	P000039	Bolt - 3/8-16 x 1 x 1 Hex (GR 5 M/S FA) *
4	6	P000057	Nut - 3/8-16 Hex Nylon Lock (GR 5 M/S FA) *
5	1	P000125	Fitting - Air - 3/16" Hose Barb x 1/8 NPT
6	1	W002784__	Transition - 10" Fan/Plenum (0° X 14.5")

(*) Included In K002093 - Kit - Fan/Transition Hardware

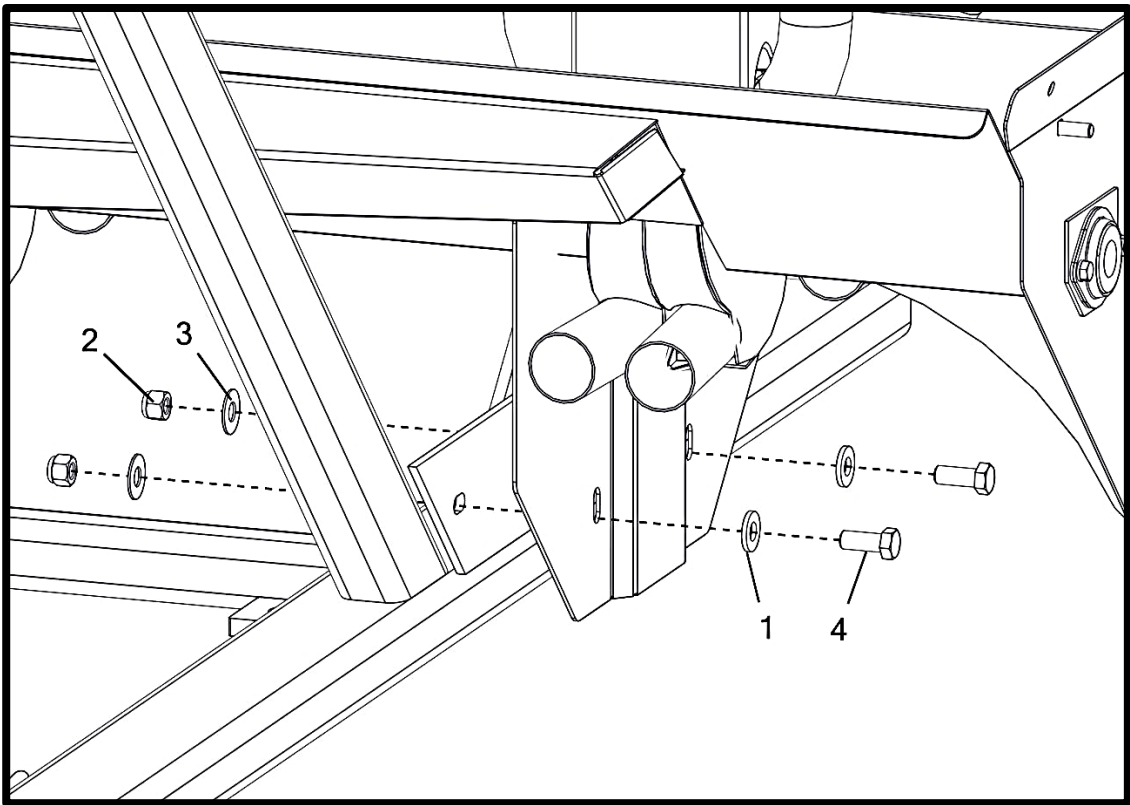
10" Fan Assembly And Hardware



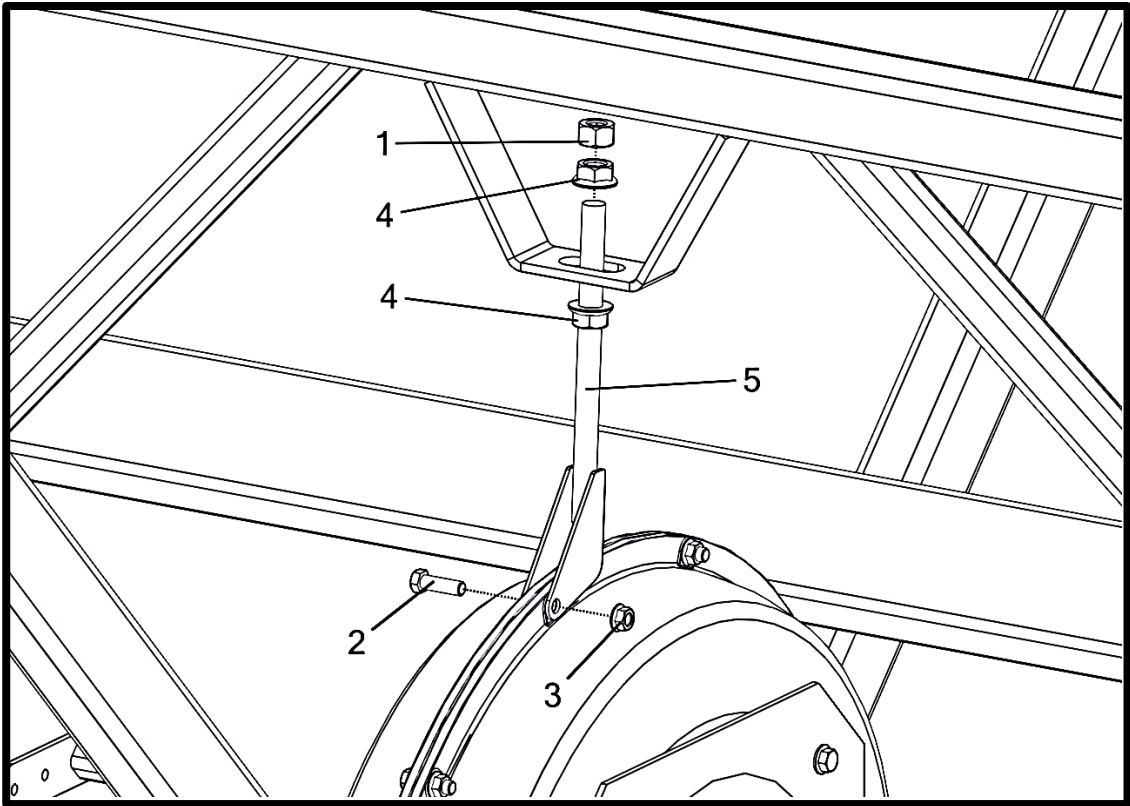
10" Fan Assembly And Hardware

Item No.	Qty	Part Number	Description
		A002570__	Fan - Crary 10" Flange Mount CCW w/Motor (52815)
1	1	M003907__	Bracket - 10" Crary Fan Lifting/SMV Mount
2	12	P002225	Nut - 3/8-16 Flange Nylon Lock (18-8 S/S FB)
3	4	P002226	Nut - 1/2-13 Flange Nylon Lock (18-8 S/S FB)
4	12	P002541	Bolt - 3/8-16 x 1 x 1 Flange (18-8 S/S FB)
5	12	P003206	Bolt - 3/8-16 x 1.25 x 1 Flange (18-8 S/S FB)
6	1	P003253	Fan - Crary 10" x SD Rotor CCW (31574-00)
7	1	P003254	Housing - Crary 10" Flange Mount Motor Side (RH) (52793-00)
8	1	P003255	Housing - Crary 10" Flange Mount Inlet Side (LH) (52792-00)
9	1	P003256__	Plate - Fan Motor Mount Crary 10" (SAE C) (52795-10)
10	1	P003257__	Screen - Crary 10" Fan Inlet Cap (52813-10)
11	1	P003258	Bushing - QD Taper Lock SD x 1.250" Bore x .313" Keyway (Includes K002095)
12	1	P003259	Motor - Hyd. Piston Bent Axis 32 C/C, SAE C (35562-00)
13	4	P003260	Bolt - 1/2-13 x 1.5 x 1.25 Carriage (F593 304 S/S FB)

Meter Supports



Fan Hanger



Meter And Fan Supports

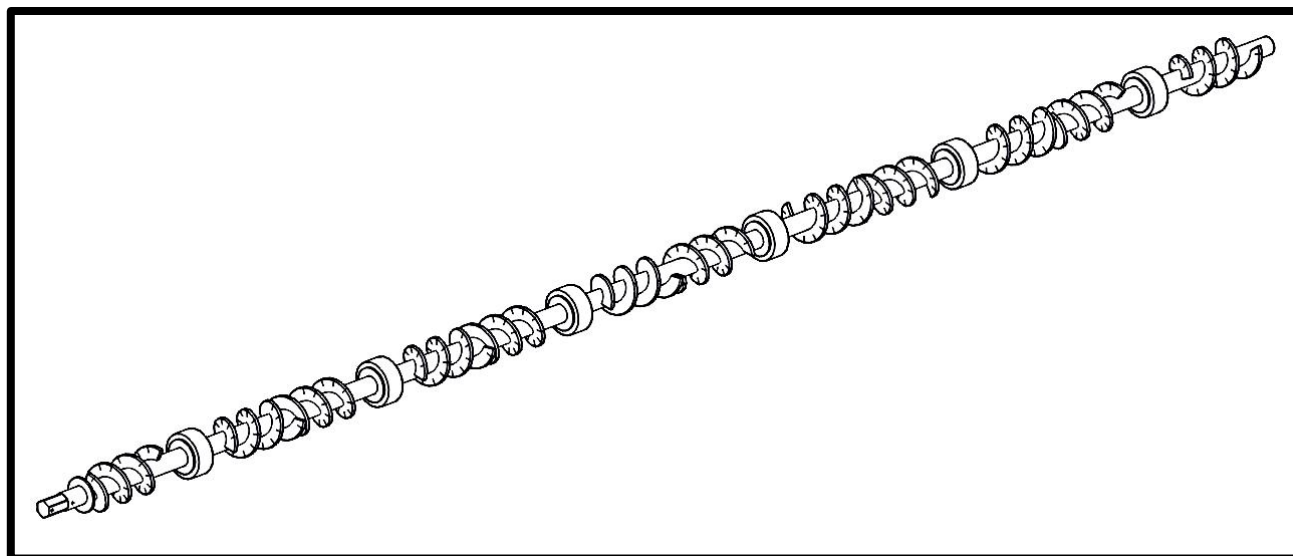
Item No.	Qty	Part Number	Description
1	4	M002343	Washer - .53" I.D. x 1.25 O.D. x .135 Flat (304 S/S)
2	4	P000106	Nut - 1/2-13 Hex Nylon Lock (F594 316 S/S FB) *
3	4	P000114	Washer - 1/2" Flat (1.25" OD) (18-8 S/S FB) *
4	4	P002477	Bolt - 1/2-13 x 1.25 x 1.25 Hex (F593 304 S/S FB) *

(*) Included In K002080 - Kit - Cradle/Meter Bolts Hardware (S/S)

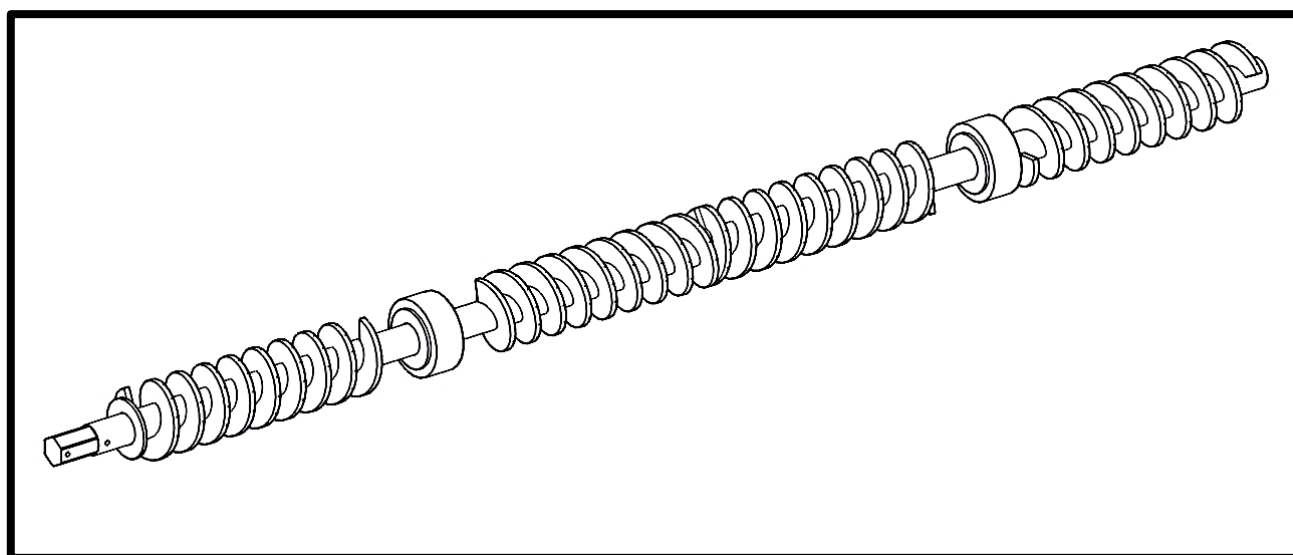
Fan Hanger

Item No.	Qty	Part Number	Description
1	1	P000320	Nut - 5/8-11 Hex (GR 5 M/S FA)
2	1	P002993	Bolt - 3/8-16 x 1.25 x 1.25 Hex (GR 5 M/S FC)
3	1	P000758	Nut - 3/8-16 Flange (GR 5 M/S FC)
4	2	P003200	Nut - 5/8-11 Flange (GR 5 M/S FA)
5	1	W002843	Hanger - Bolt-On Fan Support (11.29") (8-18 ROW 6 TON)
	1	W002821	Hanger - Bolt-On Fan Support (15.75") (24 ROW 9 TON)
	1	W002824	Hanger - Bolt-On Fan Support (24.25") (8-18 ROW 9 TON)
	1	W002844	Hanger - Bolt-On Fan Support (7.24") (24 ROW 6 TON)

Auger Variations



W002611 - Auger - 12 Row HO Hex (2-1/2")



W002622 - Auger - 4 Row Low Rate Hex (2-1/2") (Left Hand Half Auger)

Auger Variations*

High Output Rate Augers

W002621	Auger - 4 Row HO Hex (2-1/2") (Left Hand Half Auger)
W002628	Auger - 4 Row HO Hex (2-1/2") (Right Hand Half Auger)
W002613	Auger - 8 Row HO Hex (2-1/2")
W002611	Auger - 12 Row HO Hex (2-1/2")
W002617	Auger - 18 Row Front HO Hex (2-1/2")

Low Rate Augers

W002622	Auger - 4 Row Low Rate Hex (2-1/2") (Left Hand Half Auger)
W002630	Auger - 4 Row Low Rate Hex (2-1/2") (Right Hand Half Auger)
W002610	Auger - 8 Row Low Rate Hex (2-1/2")
W002614	Auger - 12 Row Low Rate Hex (2-1/2")

*** Augers Listed Here Are For Model Year 2022**

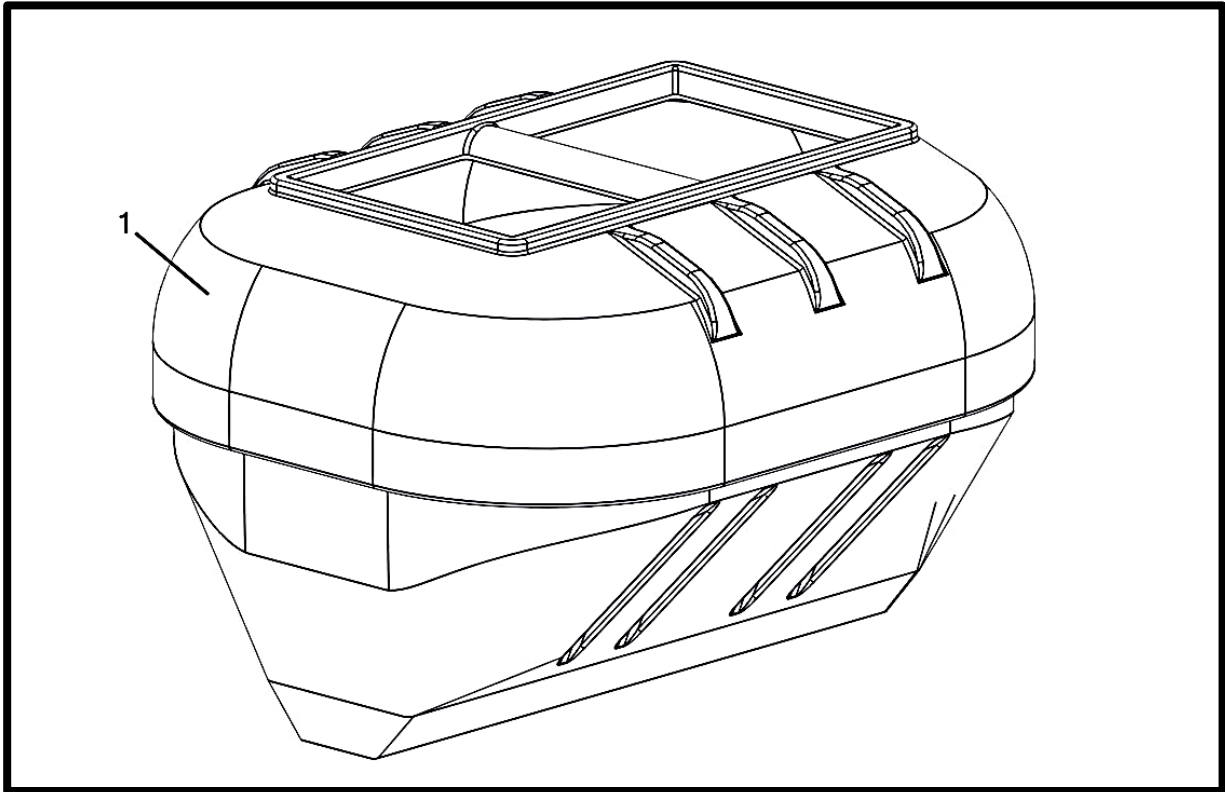
Serial Numbers:

8 & 12 Row - 22120 to Current

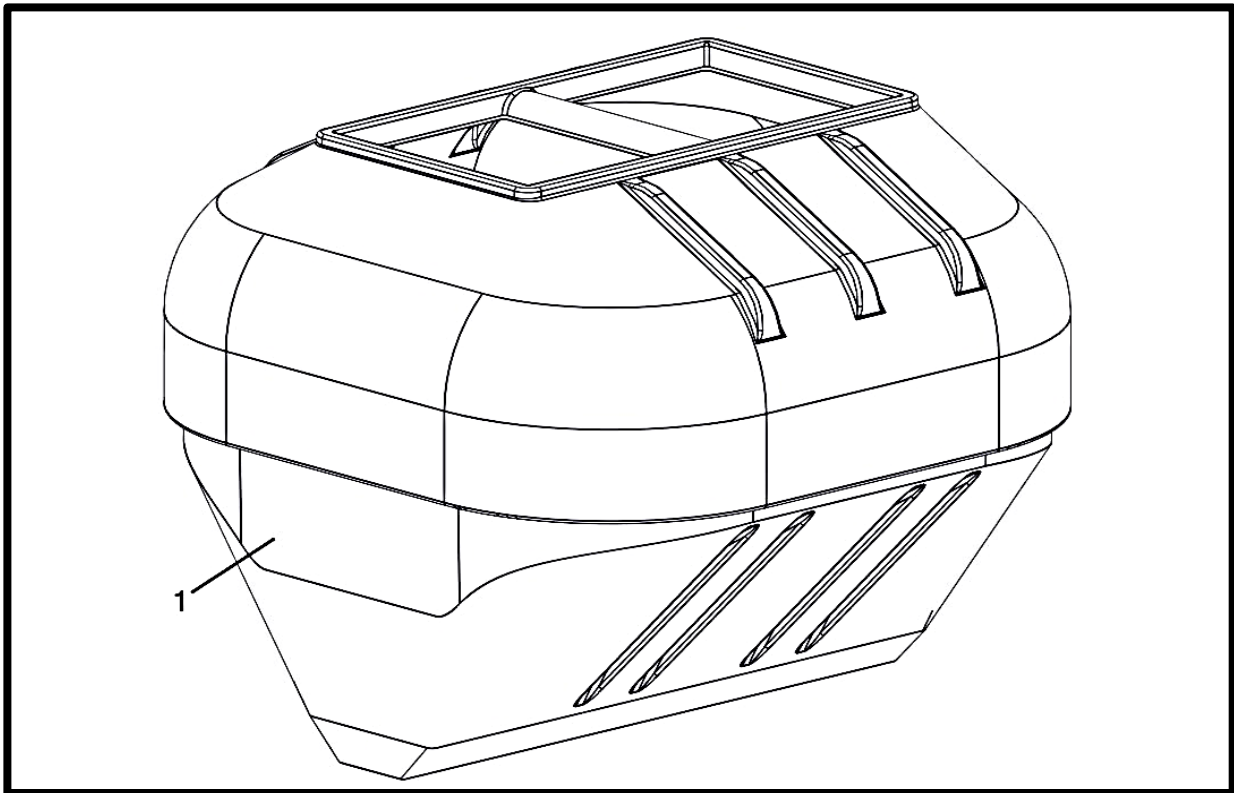
16/18/24 Row - 22151 to Current

**Augers Compatible With Older Models May Be Available,
Contact Customer Service For Details**

6 Ton Tank



9 Ton Tank



6 Ton Tank

Item No.	Qty.	Part Number	Description
1	1	P000185__	Tank - Poly 6 Ton

AVAILABLE TANK COLORS

ZZ = Gray Poly

ZY = Yellow Poly

ZX = White Poly

9 Ton Tank

Item No.	Qty.	Part Number	Description
1	1	P000186__	Tank - Poly 9 Ton

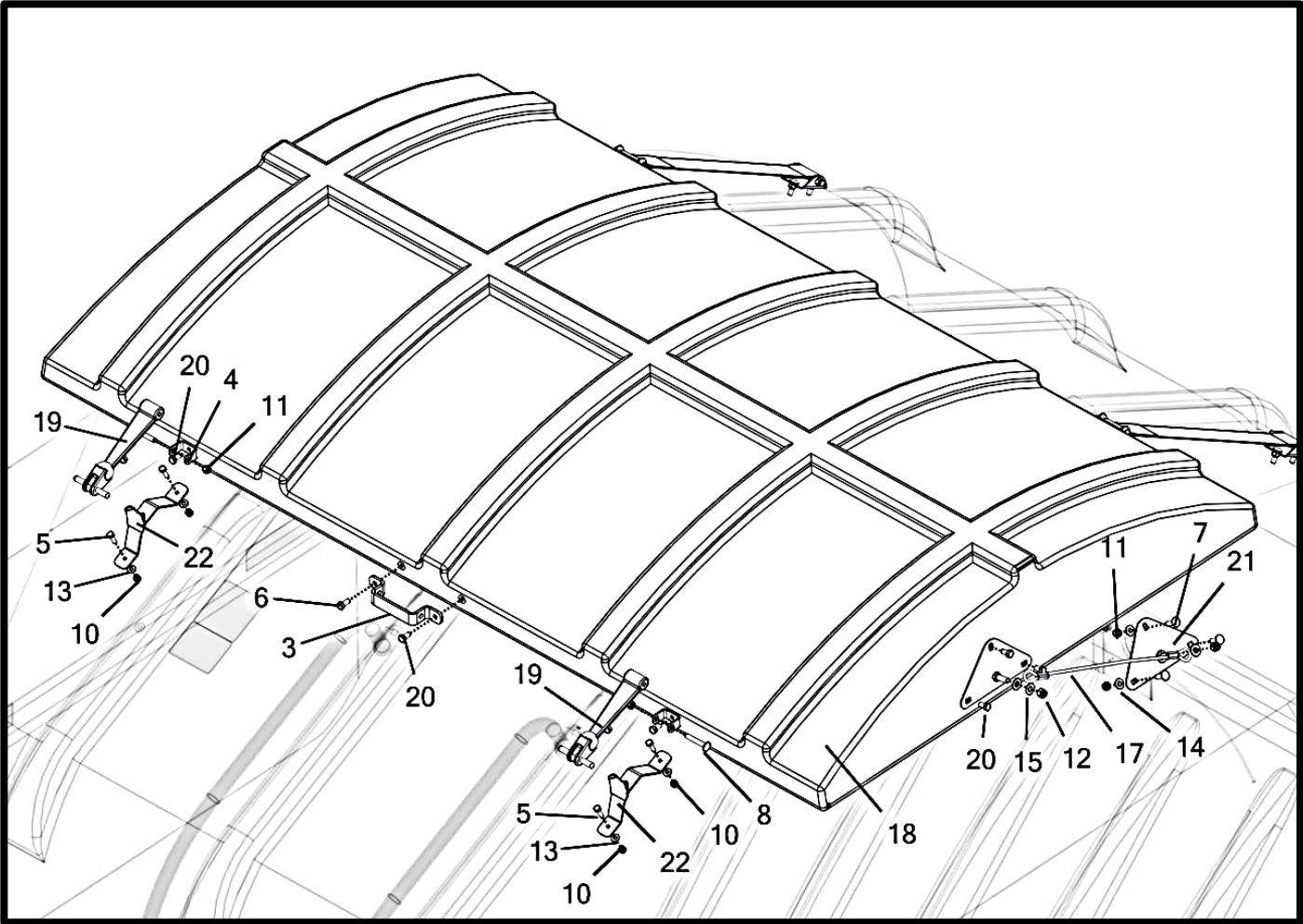
AVAILABLE TANK COLORS

ZZ = Gray Poly

ZY = Yellow Poly

ZX = White Poly

Lid - Deck Side



Lid - Deck Side

Item No.	Qty	Part Number	Description
1	2	M000010	Bracket - Tank Strap
2	2	M000011	Bracket - Lid Strap
3	1	M000016	Handle - Poly Lid
4	2	M000619	Bracket - Lid Latch Swivel
5	4	P000091	Bolt - 1/4-20 x 1 x 0.75 Hex (F593 304 S/S FB) †
6	1	P000093	Bolt - 5/16-18 x 0.75 x 0.75 Hex (F593 304 S/S FB) *
7	10	P000094	Bolt - 5/16-18 x 1 x 1 Carriage (F593 304 S/S FB) †
8	2	P000095	Bolt - 5/16-18 x 2 x 0.875 Carriage (F593 304 S/S FB) *
9	4	P000096	Bolt - 5/16-18 x 3 x 3 Carriage (F593 304 S/S FB) * †
10	4	P000103	Nut - 1/4-20 Hex Nylon Lock (F594 316 S/S FB) †
11	14	P000104	Nut - 5/16-18 Hex Nylon Lock (F594 316 S/S FB) * †
12	4	P000105	Nut - 3/8-16 Hex Nylon Lock (F594 316 S/S FB) * †
13	4	P000107	Washer - 1/4" Flat (0.625" OD) (18-8 S/S FB) †
14	9	P000109	Washer - 5/16" Flat (0.75" OD) (18-8 S/S FB) †
15	8	P000111	Washer - 3/8" Flat (0.875" OD) (18-8 S/S FB) *
16	2	P000129	Strap - Lid
17	2	P000130	Cable - Lid
18	1	P000187__	Tank Lid - Poly
19	2	P000553	Latch - Lid Components (2011-Present)
20	11	P000610	Bolt - 5/16-18 x 0.625 x 0.625 Hex (F593 304 S/S FB) *
21	4	W000100	Bracket - Lid Cable
22	2	W000167	Bracket - Lid Latch Weldment

(*) Included In K000016 - Kit - Lid Hardware

(†) Included In K000019 - Kit - Lid to Tank Hardware

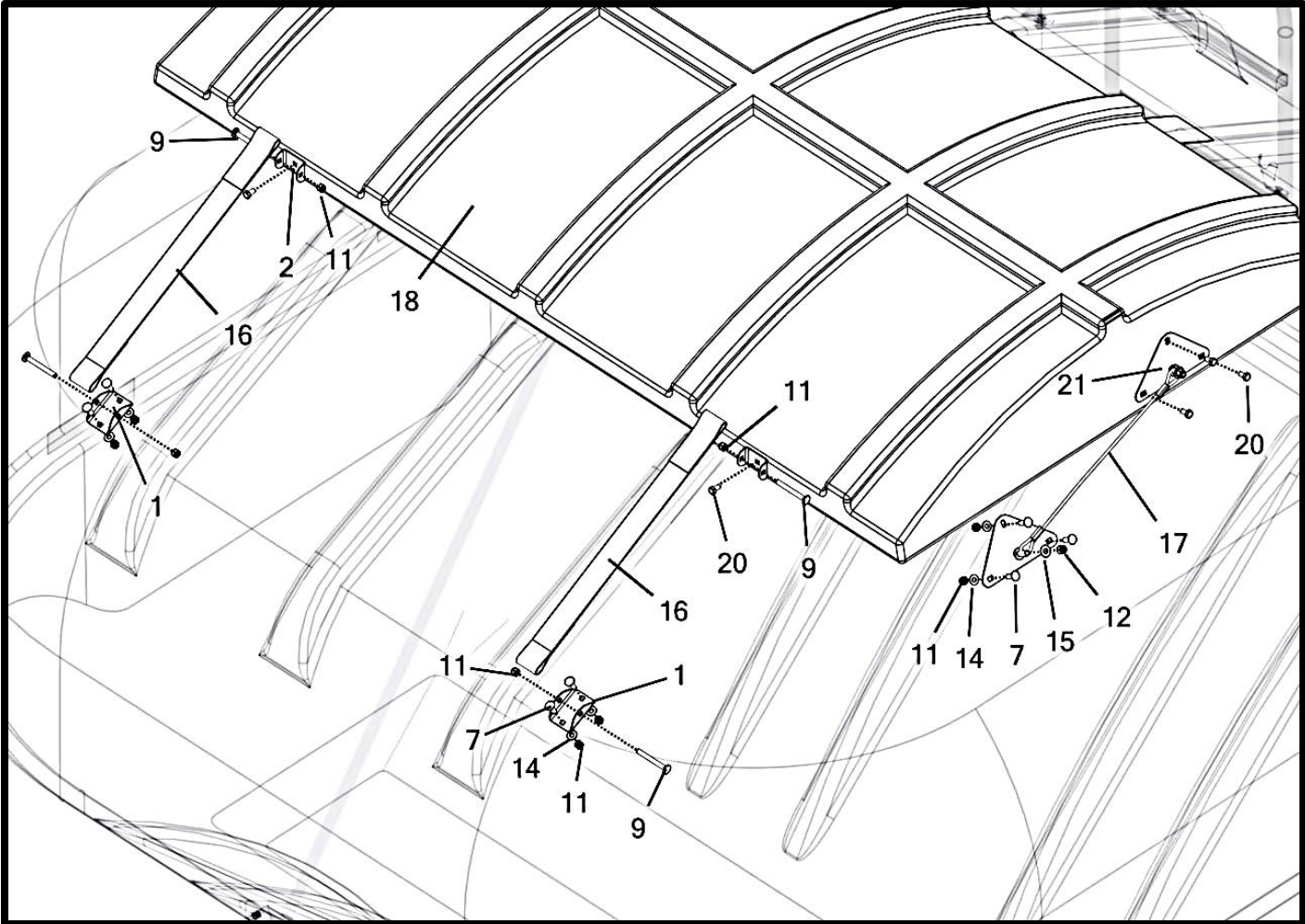
AVAILABLE TANK COLORS

ZZ = Gray Poly

ZY = Yellow Poly

ZX = White Poly

Lid - Non-deck Side



Lid - Non-deck Side

Item No.	Qty	Part Number	Description
1	2	M000010	Bracket - Tank Strap
2	2	M000011	Bracket - Lid Strap
3	1	M000016	Handle - Poly Lid
4	2	M000619	Bracket - Lid Latch Swivel
5	4	P000091	Bolt - 1/4-20 x 1 x 0.75 Hex (F593 304 S/S FB) †
6	1	P000093	Bolt - 5/16-18 x 0.75 x 0.75 Hex (F593 304 S/S FB) *
7	10	P000094	Bolt - 5/16-18 x 1 x 1 Carriage (F593 304 S/S FB) †
8	2	P000095	Bolt - 5/16-18 x 2 x 0.875 Carriage (F593 304 S/S FB) *
9	4	P000096	Bolt - 5/16-18 x 3 x 3 Carriage (F593 304 S/S FB) * †
10	4	P000103	Nut - 1/4-20 Hex Nylon Lock (F594 316 S/S FB) †
11	14	P000104	Nut - 5/16-18 Hex Nylon Lock (F594 316 S/S FB) * †
12	4	P000105	Nut - 3/8-16 Hex Nylon Lock (F594 316 S/S FB) * †
13	4	P000107	Washer - 1/4" Flat (0.625" OD) (18-8 S/S FB) †
14	9	P000109	Washer - 5/16" Flat (0.75" OD) (18-8 S/S FB) †
15	8	P000111	Washer - 3/8" Flat (0.875" OD) (18-8 S/S FB) *
16	2	P000129	Strap - Lid
17	2	P000130	Cable - Lid
18	1	P000187_ _	Tank Lid - Poly
19	2	P000553	Latch - Lid Components (2011-Present)
20	11	P000610	Bolt - 5/16-18 x 0.625 x 0.625 Hex (F593 304 S/S FB) *
21	4	W000100	Bracket - Lid Cable
22	2	W000167	Bracket - Lid Latch Weldment

(*) Included In K000016 - Kit - Lid Hardware

(†) Included In K000019 - Kit - Lid to Tank Hardware

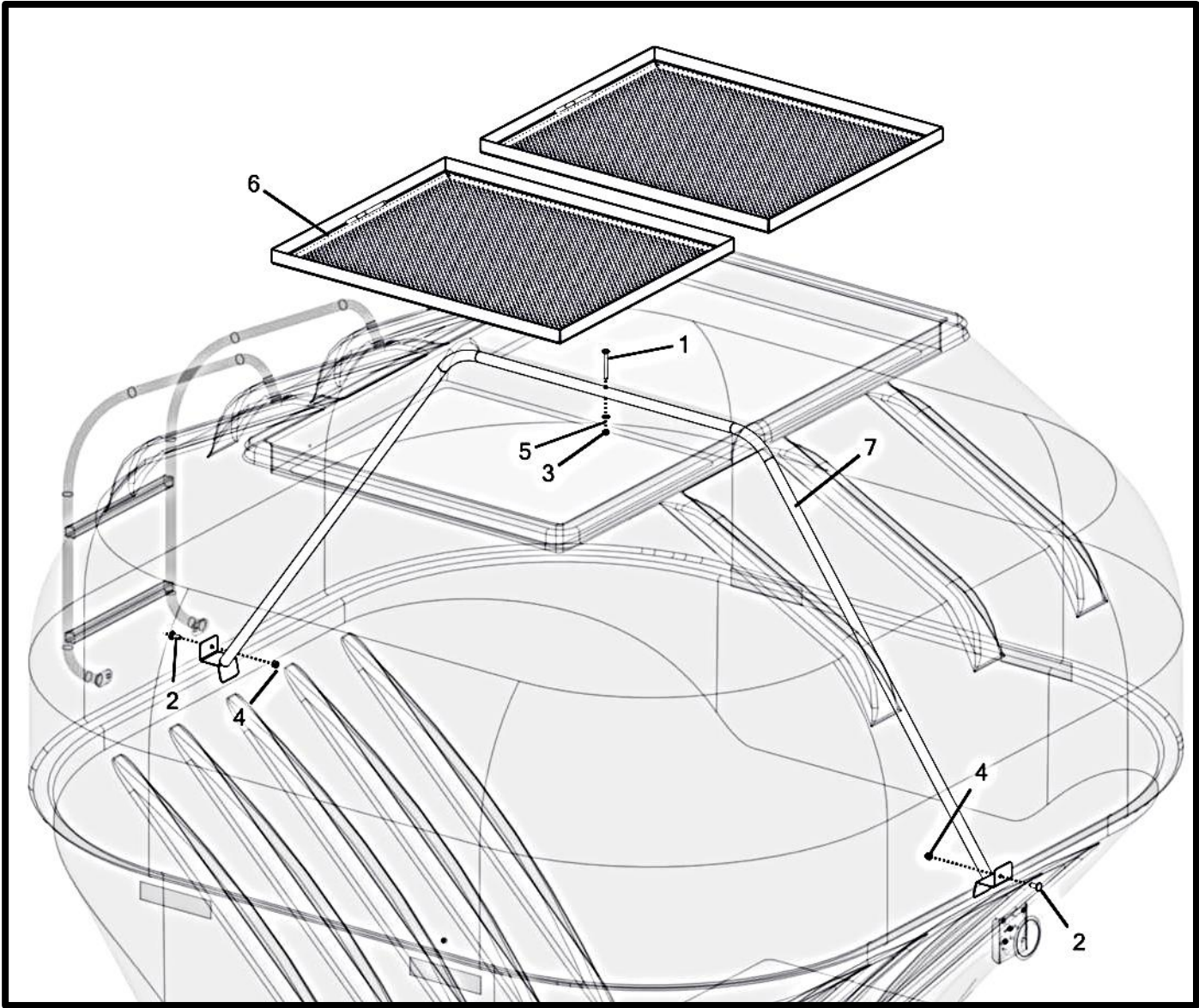
AVAILABLE TANK COLORS

ZZ = Gray Poly

ZY = Yellow Poly

ZX = White Poly

Inside Tank


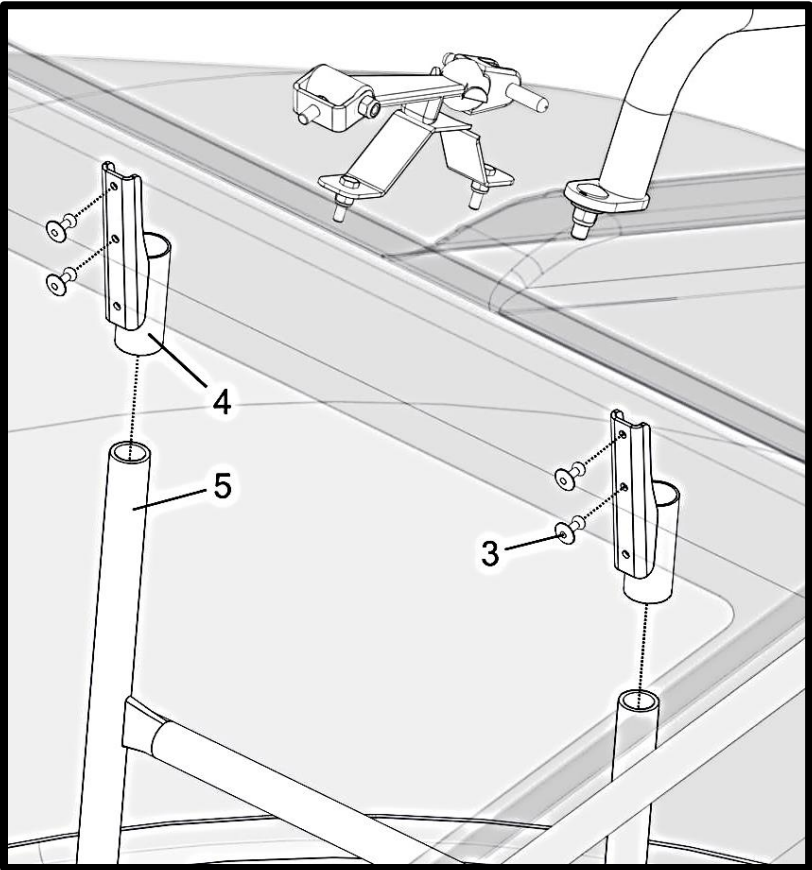


Inside Tank

Item No.	Qty	Part Number	Description
1	1	P000096	Bolt - 5/16-18 x 3 x 3 Carriage (F593 304 S/S FB) *
2	2	P000098	Bolt - 3/8-16 x 1 x 1 Carriage (F593 304 S/S FB) *
3	1	P000104	Nut - 5/16-18 Hex Nylon Lock (F594 316 S/S FB) *
4	2	P000105	Nut - 3/8-16 Hex Nylon Lock (F594 316 S/S FB) *
5	1	P000109	Washer - 5/16" Flat (0.75" OD) (18-8 S/S FB) *
6	2	W000071	Screen - Tank Top (1/2" C/C) (Shown)
		W000160	Screen - Tank Top (3/4" C/C)
7	1	W000093	Brace - Tank (9 Ton) (Shown)
		W000092	Brace - Tank (6 Ton)

(†) Included In K000019 - Kit - Lid to Tank Hardware

Inside Tank Ladder



P/N's followed by “_” are color coded parts.

Color codes: AA = Black Paint, ZZ = Gray, ZY = Yellow, ZX = White
See inside front cover for details.

7/7/2022 - REV. A

SN#: 8 & 12 Row - 22120 to Current
SN#: 16/18/24 Row - 22151 to Current

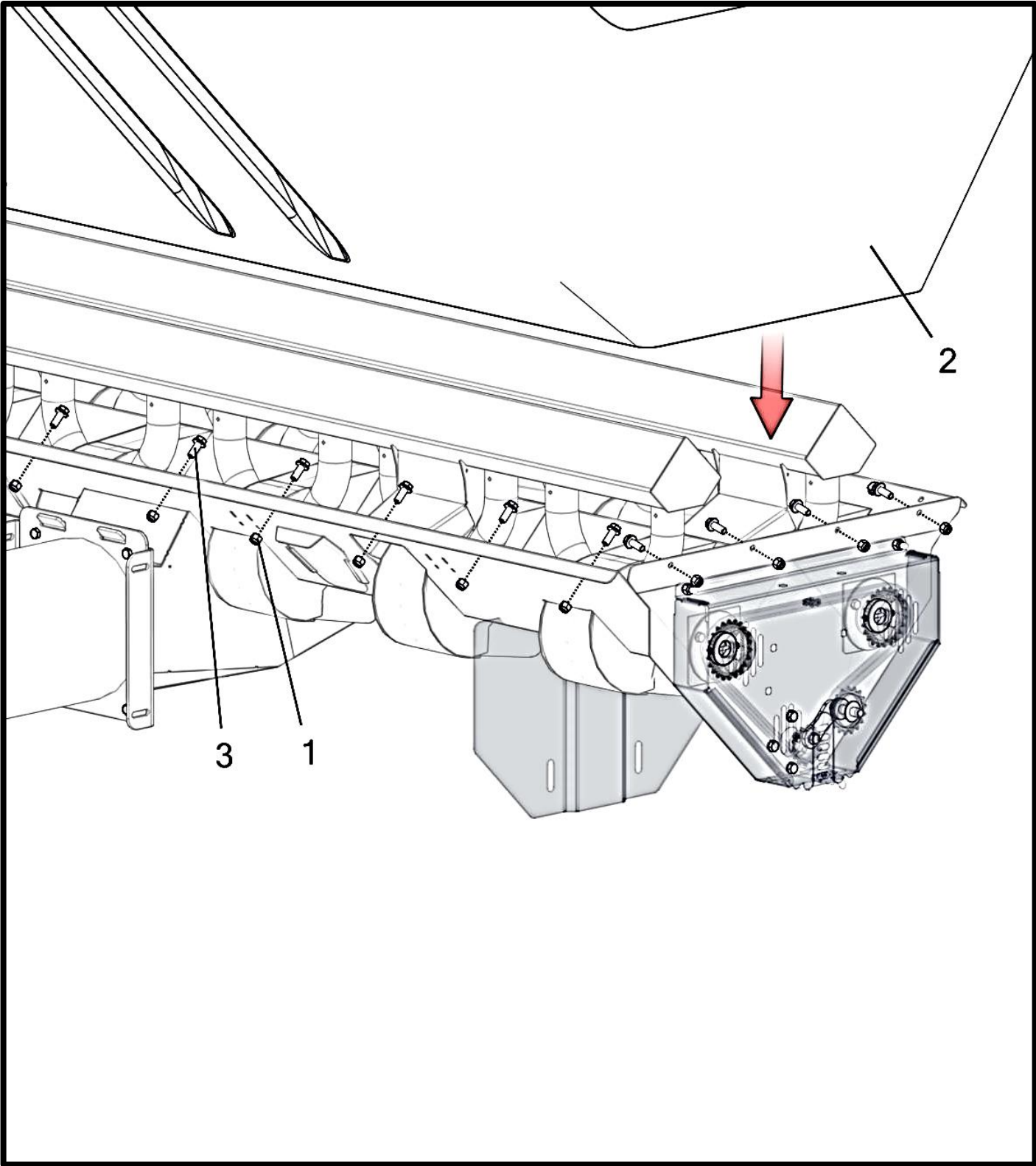
Inside Tank Ladder

Item No.	Qty	Part Number	Description
1	2	(R) P000105	Nut - 3/8-16 Hex Nylon Lock (F594 316 S/S FB) * †
2	2	(R) P000930	Bolt - 3/8-16 x 2.25 x 1 Hex (F593 304 S/S FB) * †
3	4	P002249	Rivet - 3/16" Large Flange 5/8"-3/4" Grip (18-8 S/S FB)
4	2	W002368	Bracket - Inside Tank Ladder Hold Gen 1I
5	1	W002602	Ladder - Twin Auger (9 Ton) Gen 1 Inside (Shown)
	1	W002603	Ladder - Twin Auger (6 Ton) Gen 1 Inside
	1	W002606	Ladder - Single Auger (9 Ton) Gen 1 Inside
	1	W002607	Ladder - Single Auger (6 Ton) Gen 1 Inside

(*) Included In (R) K002363 - Kit - Tank/Trough Hardware Gen 1 (Single Auger)

(†) Included In (R) K002364 - Kit - Tank/Trough Hardware Gen 1 (Twin Auger)

Tank To Meter



P/N's followed by “_” are color coded parts.

Color codes: AA = Black Paint, ZZ = Gray, ZY = Yellow, ZX = White
See inside front cover for details.

7/7/2022 - REV. A

SN#: 8 & 12 Row - 22120 to Current
SN#: 16/18/24 Row - 22151 to Current

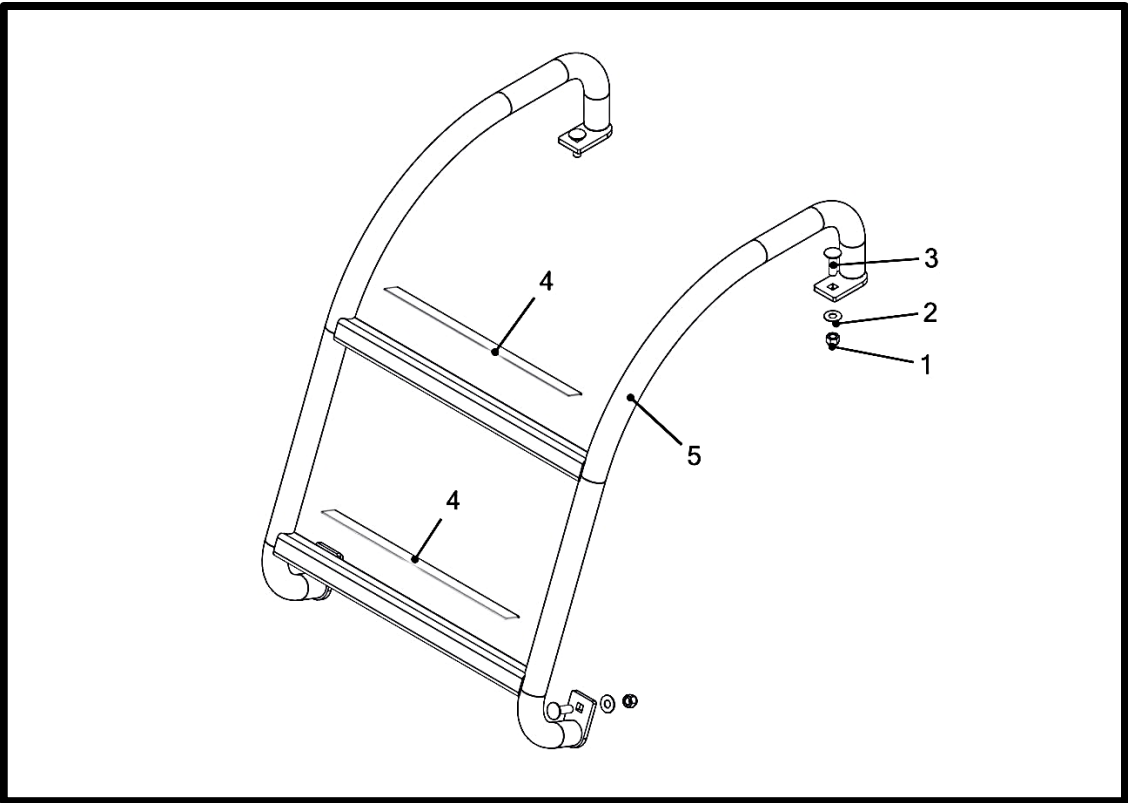
Tank To Meter

Item No.	Qty	Part Number	Description
1	28	P000105	Nut - 3/8-16 Hex Nylon Lock (F594 316 S/S FB) * †
2	1	P000186__	Tank - Poly 9 Ton (Shown)
	1	P000185__	Tank - Poly 6 Ton
3	28	P002541	Bolt - 3/8-16 x 1 x 1 Flange (18-8 S/S FB) * †

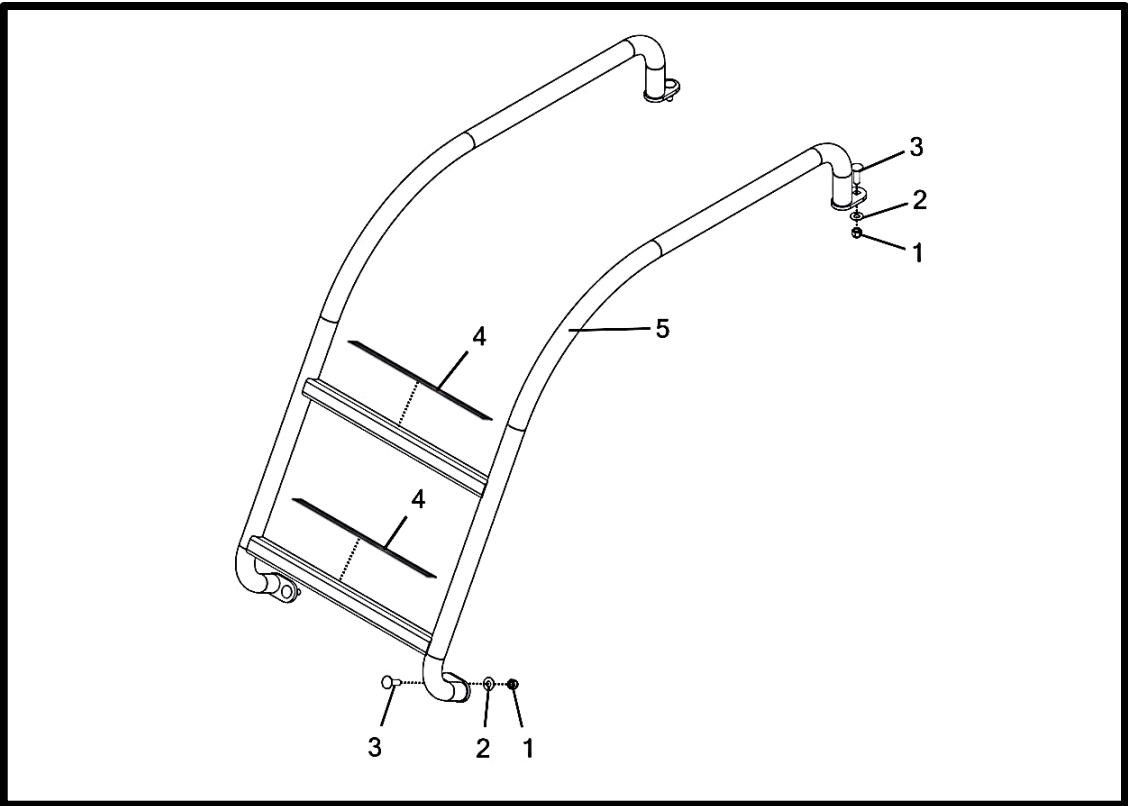
(*) Included In K002363 - Kit - Tank/Trough Hardware Gen 1 (Single Auger)

(†) Included In K002364 - Kit - Tank/Trough Hardware Gen 1 (Twin Auger)

Handrail - 6 Ton



Handrail - 9 Ton



P/N's followed by “_” are color coded parts.

Color codes: AA = Black Paint, ZZ = Gray, ZY = Yellow, ZX = White
See inside front cover for details.

7/7/2022 - REV. A

SN#: 8 & 12 Row - 22120 to Current
SN#: 16/18/24 Row - 22151 to Current

Handrail - 6 Ton

Item No.	Qty.	Part Number	Description
		A002451__	Handrail - 6 Ton
1	4	P000105	Nut - 3/8-16 Hex Nylon Lock (F594 316 S/S FB) *
2	4	P000111	Washer - 3/8" Flat (0.875" OD) (18-8 S/S FB) *
3	4	P000303	Bolt - 3/8-16 x 1.25 x 1 Carriage (F593 304 S/S FB) *
4	2	P000473	Decal - Anti-Slip Safety Tape (1" x 13") Black 36g
5	1	W002583__	Rail - 6 Ton Tank Hand

(*) Included In K000056 - Kit - Handrail Hardware

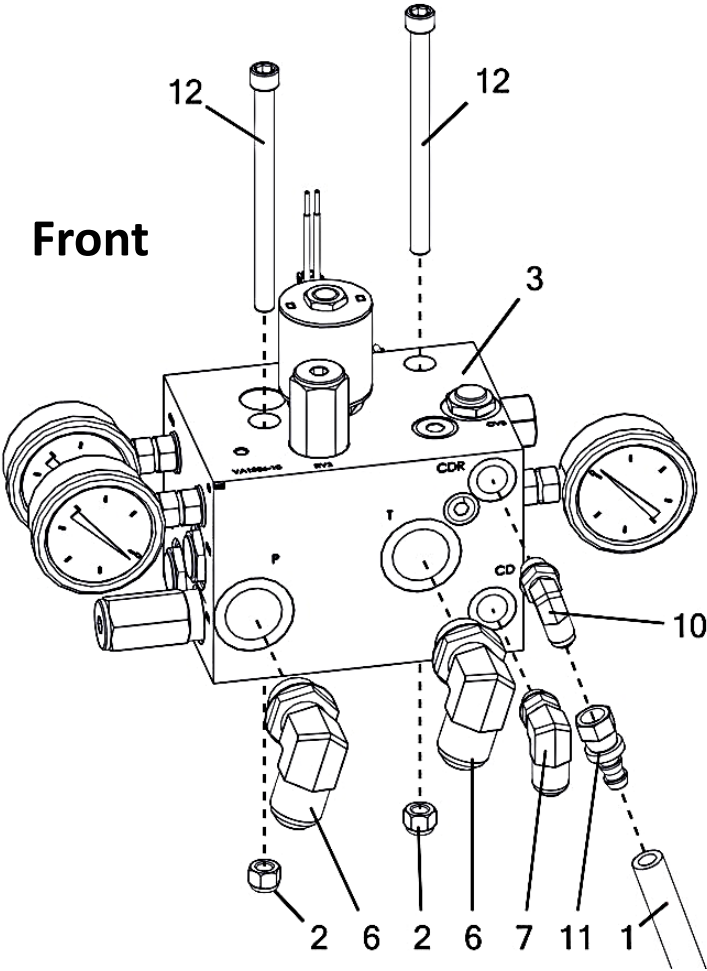
Handrail - 9 Ton

Item No.	Qty.	Part Number	Description
		A002449__	Handrail - 9 Ton
1	4	P000105	Nut - 3/8-16 Hex Nylon Lock (F594 316 S/S FB) *
2	4	P000111	Washer - 3/8" Flat (0.875" OD) (18-8 S/S FB) *
3	4	P000303	Bolt - 3/8-16 x 1.25 x 1 Carriage (F593 304 S/S FB) *
4	2	P000473	Decal - Anti-Slip Safety Tape (1" x 13") Black 36g
5	1	W002582__	Rail - 9 Ton Tank Hand

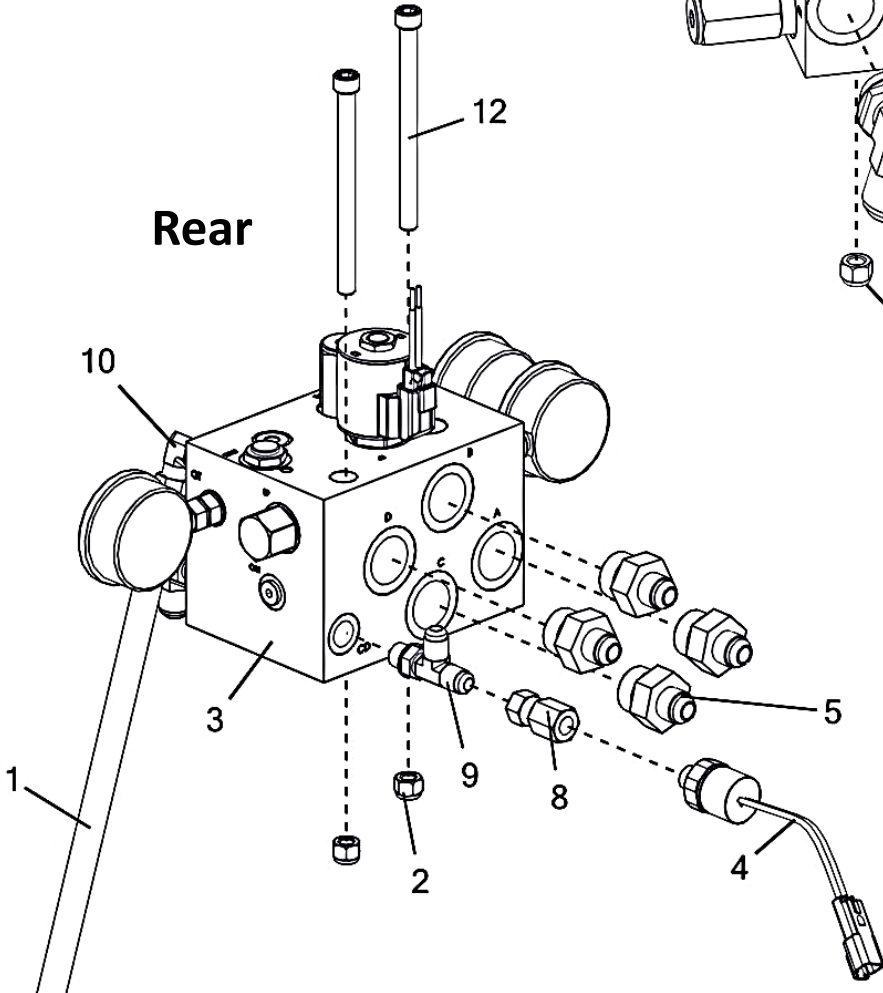
(*) Included In K000056 - Kit - Handrail Hardware

Hydraulic Block

Front



Rear



Hydraulic Block Fittings And Hardware

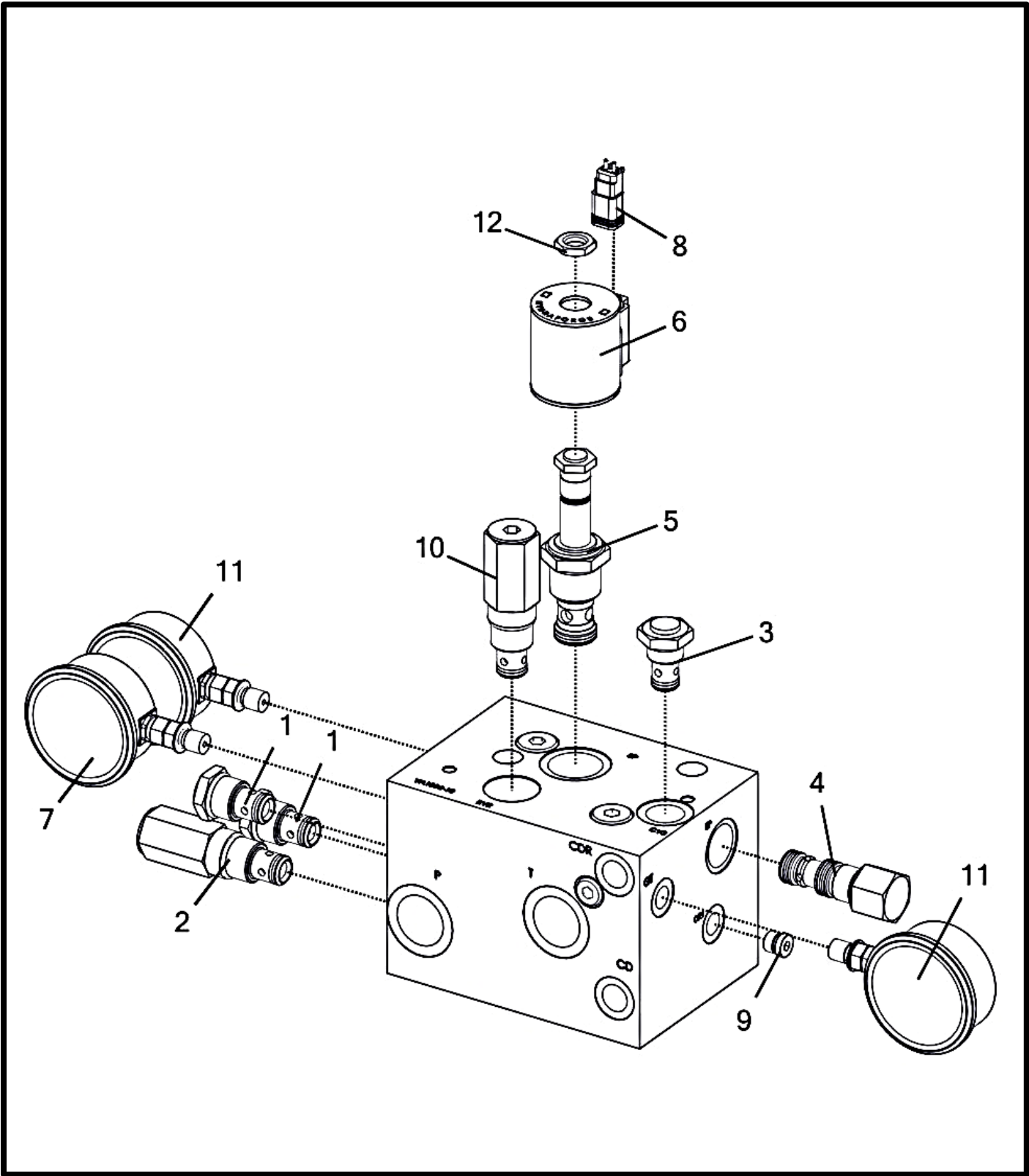
Item No.	Qty.	Part Number	Description
1	1	M001042	Hose - Manifold Case Drain Bypass
2	2	P000105	Nut - 3/8-16 Hex Nylon Lock (F594 316 S/S FB) * †
3	1	P000352	Manifold - Hydraulic Control
4	1	P000378	Switch - Hyd Pressure Sensor (15-35 PSI) (Case Drain)
5	4	P000384	Fitting - Hyd - #12 M O-Ring x M #8 JIC Straight ‡
		P002585	O-Ring - #12 Buna (4000-12)
6	2	P000385	Fitting - Hyd - #12 M JIC x #12 M O-Ring Elbow 90 ‡
		P002585	O-Ring - #12 Buna (4000-12)
7	1	P000386	Fitting - Hyd - #6 M O-Ring x #8 M JIC Elbow 90 ‡
		P002582	O-Ring - #6 Buna (4000-06)
8	1	P000388	Fitting - Hyd - #6 F JIC x 1/4" F Pipe Adapter Union ‡
9	1	P000389	Fitting - Hyd - 1&3=#6 M JIC, 2=#6 M O-Ring Tee ‡
		P002582	O-Ring - #6 Buna (4000-06)
10	1	P000390	Fitting - Hyd - #6 M O-Ring x #6 M JIC Elbow 90 ‡
		P002582	O-Ring - #6 Buna (4000-06)
11	1	P000391	Fitting - #6 F JIC Adapter to 3/8" Push-Lock Barb ‡
12	2	P000619	Bolt - 3/8-16 x 5 x 1 Socket Head (F593 316 S/S FB) * †

(*) Included In K002128 - Kit - Hydraulic Auger Drive Hardware (S/S)

(†) Included In K002081 - Kit - Hydraulic Auger Drive Hardware (Twin Auger) (S/S)

(‡) Included In K000031 - Kit - Hydraulic Fittings and Hoses for Manifold Units

Hydraulic Block Components (P000352)



P/N's followed by “_” are color coded parts.

Color codes: AA = Black Paint, ZZ = Gray, ZY = Yellow, ZX = White
See inside front cover for details.

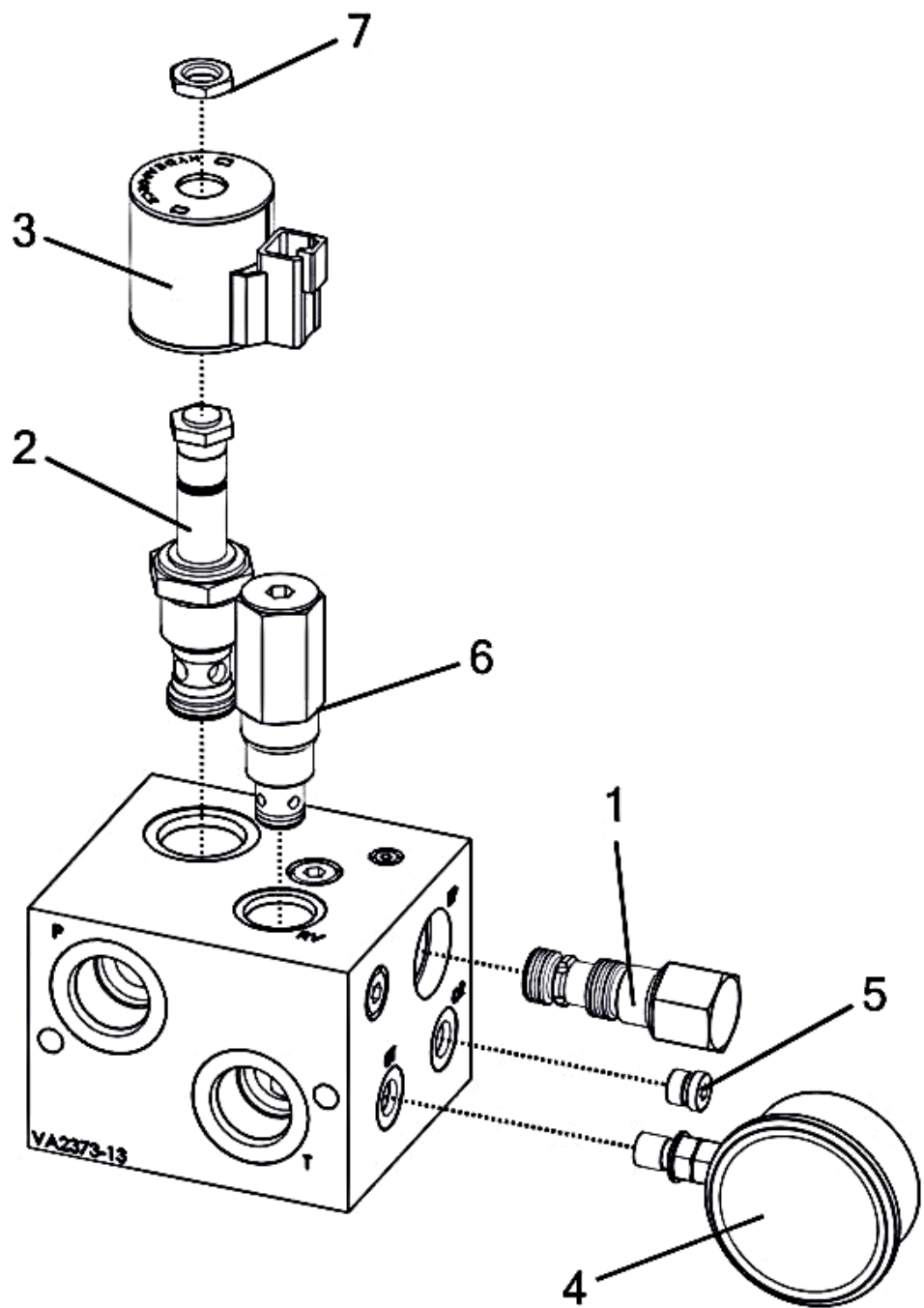
7/7/2022 - REV. A

SN#: 8 & 12 Row - 22120 to Current
SN#: 16/18/24 Row - 22151 to Current

Hydraulic Block Components (P000352)

Item No.	Qty	Part Number	Description
1	2	P000355	Valve - Hyd. - #10 Size Check, 20 GPM, 10 PSI (565845)
		P002568	Kit - 565803 Replacement Seal
2	1	P000356	Valve - Hyd. - #10 Size Relief Differential, Poppet, 20 GPM, 3000 PSI (889553)
		P002568	Kit - 565803 Replacement Seal
3	1	P000358	Valve - Hyd. - #8 Size Check, 8 GPM, 25PSI (02-171258)
		P002569	Kit - 02-165875 Replacement Seal
4	1	P000359	Valve - Hyd. - #10 Size EP Logic Element, 20 GPM, 80 PSI (EPFR50-S35-0-N-80)
		P002570	Kit - SK10-3N-MM Replacement Seal
5	1	P000360	Valve - Hyd. - #12 Size Proportional Control, 2-Way, NC, Poppet (PWM) (SP12-20-0-N-00)
		P002571	Kit - SK12-2N-T Replacement Seal
6	1	P000361	E-Coil - #10, 12 VDC, Deutsch DT04-2P (4303712)
7	1	P000362	Gauge - Hyd. - 3000 PSI #4 O-Ring (7/16"-20)
		P002581	O-Ring - #4 Buna (4000-04)
8	1	P000363	Harness - 2 Pin Deutsch w/ 9" Leads (DT06-2S) (shown with shortened leads)
9	1	P000787	Plug - Hyd. - #04 O-Ring 6408-HHP-04
		P002581	O-Ring - #4 Buna (4000-04)
10	1	P000947	Valve - Hyd. - 10 Size Relief Differential Poppet 20 GPM, 750 PSI RV3-10-1-0-9/7.5
		P002568	Kit - 565803 Replacement Seal
11	2	P002411	Gauge - Hyd. - 1500 PSI #4 O-Ring (7/16"-20)
		P002581	O-Ring - #4 Buna (4000-04)
12	1	P002517	Nut - Coil 7004400

Two Section Secondary Block (P000718)



P/N's followed by “_” are color coded parts.

Color codes: AA = Black Paint, ZZ = Gray, ZY = Yellow, ZX = White
See inside front cover for details.

7/7/2022 - REV. A

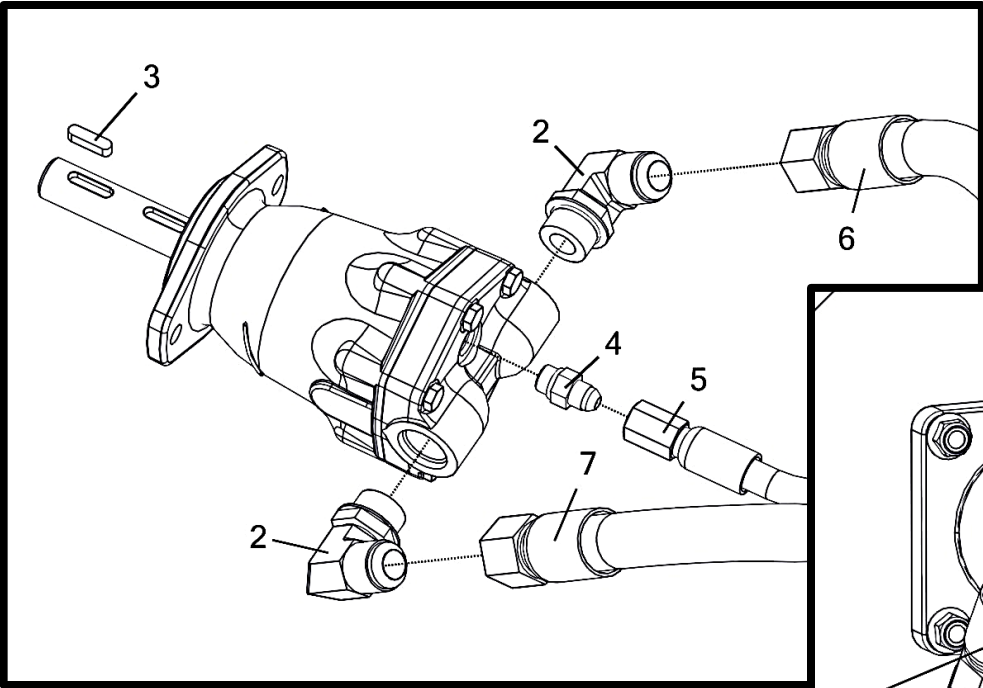
SN#: 8 & 12 Row - 22120 to Current
SN#: 16/18/24 Row - 22151 to Current

Two Section Secondary Block (P000718)

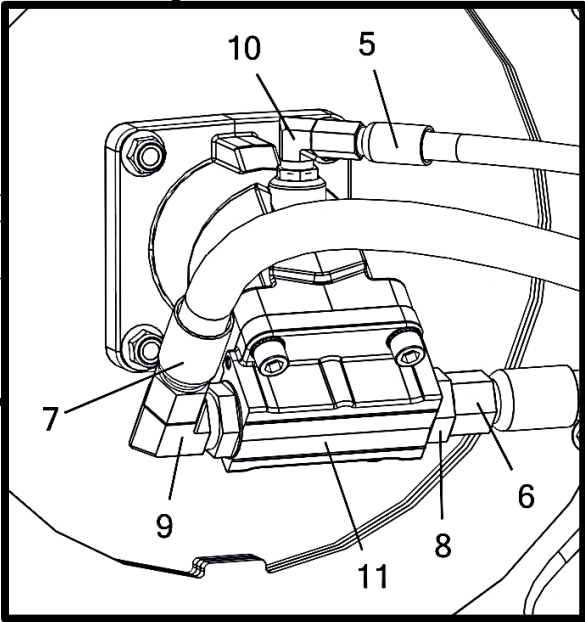
Item No.	Qty	Part Number	Description
1	1	P000359	Valve - Hyd. - #10 Size EP Logic Element, 20 GPM, 80 PSI (EPFR50-S35-0-N-80)
		P002570	Kit - SK10-3N-MM Replacement Seal
2	1	P000360	Valve - Hyd. - #12 Size Proportional Control, 2-Way, NC, Poppet (PWM) (SP12-20-0-N-00)
		P002571	Kit - SK12-2N-T Replacement Seal
3	1	P000361	E-Coil - #10, 12 VDC, Deutsch DT04-2P (4303712)
4	1	P002411	Gauge - Hyd. - 1500 PSI #4 O-Ring (7/16"-20)
		P002581	O-Ring - #4 Buna (4000-04)
5	1	P000787	Plug - Hyd. - #04 O-Ring 6408-HHP-04
		P002581	O-Ring - #4 Buna (4000-04)
6	1	P000947	Valve - Hyd. - 10 Size Relief Differential Poppet 20 GPM, 750 PSI RV3-10-1-0-9/7.5
		P002568	Kit - 565803 Replacement Seal
7	1	P002517	Nut - Coil 7004400

8" FAN MOTOR

Fan Motor

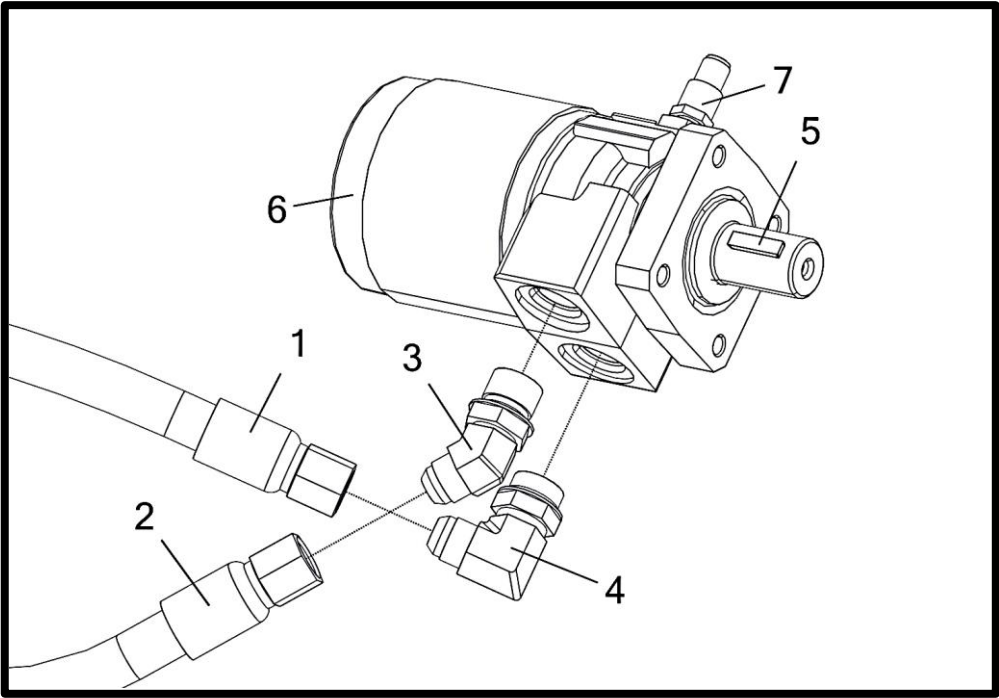


10" FAN MOTOR



In 2021, hose kit was updated to hoses with all JIC ends, with additional fittings. If ordering the complete kit, changes will be fully retrofittable.

Auger Motor



P/N's followed by “_” are color coded parts.

Color codes: AA = Black Paint, ZZ = Gray, ZY = Yellow, ZX = White
See inside front cover for details.

7/7/2022 - REV. A

SN#: 8 & 12 Row - 22120 to Current
SN#: 16/18/24 Row - 22151 to Current

Fan Motor (8" and 10" Fans)

Item No.	Qty	Part Number	Description
1	1	P000354	Motor - Eaton 16 & 24 Row Fan (74118)
2	2	P000385	Fitting - Hyd - #12 M JIC x #12 M O-Ring Elbow 90 (6801-12-12) *
		P002585	O-Ring - #12 Buna (4000-12)
3	1	P000784	Key - .25"x.25"x1"
4	1	(N) P000928	Fitting - Hyd - #6 M O-Ring x #6 M JIC Straight *
		P002582	O-Ring - #6 Buna (4000-06)
5	1	(N) P003204 (CD)	Hose - Hyd - 3/8" x 30" (#6 F JIC x #6 F JIC) * †
6	1	(N) P002646 (A)	Hose - Hyd - 3/4" x 24" (#12 F JIC x #12 F JIC) * †
7	1	(N) P002646 (B)	Hose - Hyd - 3/4" x 24" (#12 F JIC x #12 F JIC) * †
8	1	P003201	Fitting - Hyd - #16 M O-Ring x #12 M JIC (6400-12-16-O) †
		P003039	O-Ring - #16 Buna (4000-16)
9	1	P003202	Fitting - Hyd - #16 M O-Ring x #12 M JIC Elbow 90 (6801-12-16-NWO) †
		P003039	O-Ring - #16 Buna (4000-16)
10	1	P003203	Fitting - Hyd - #8 M O-Ring x #6 M JIC Elbow 90 (6801-06-08-NWO) †
		P002583	O-Ring - #8 Buna (4000-08)
11	1	P003259	MOTOR - NEED DESCRIPTION

(*) Included In K002615 - Kit - Gen 1 Crary 8" Fan 1 Section Hyd.

(†) Included in K002570 - Kit - Gen 1 Crary 10" Fan 1 Section Hyd.

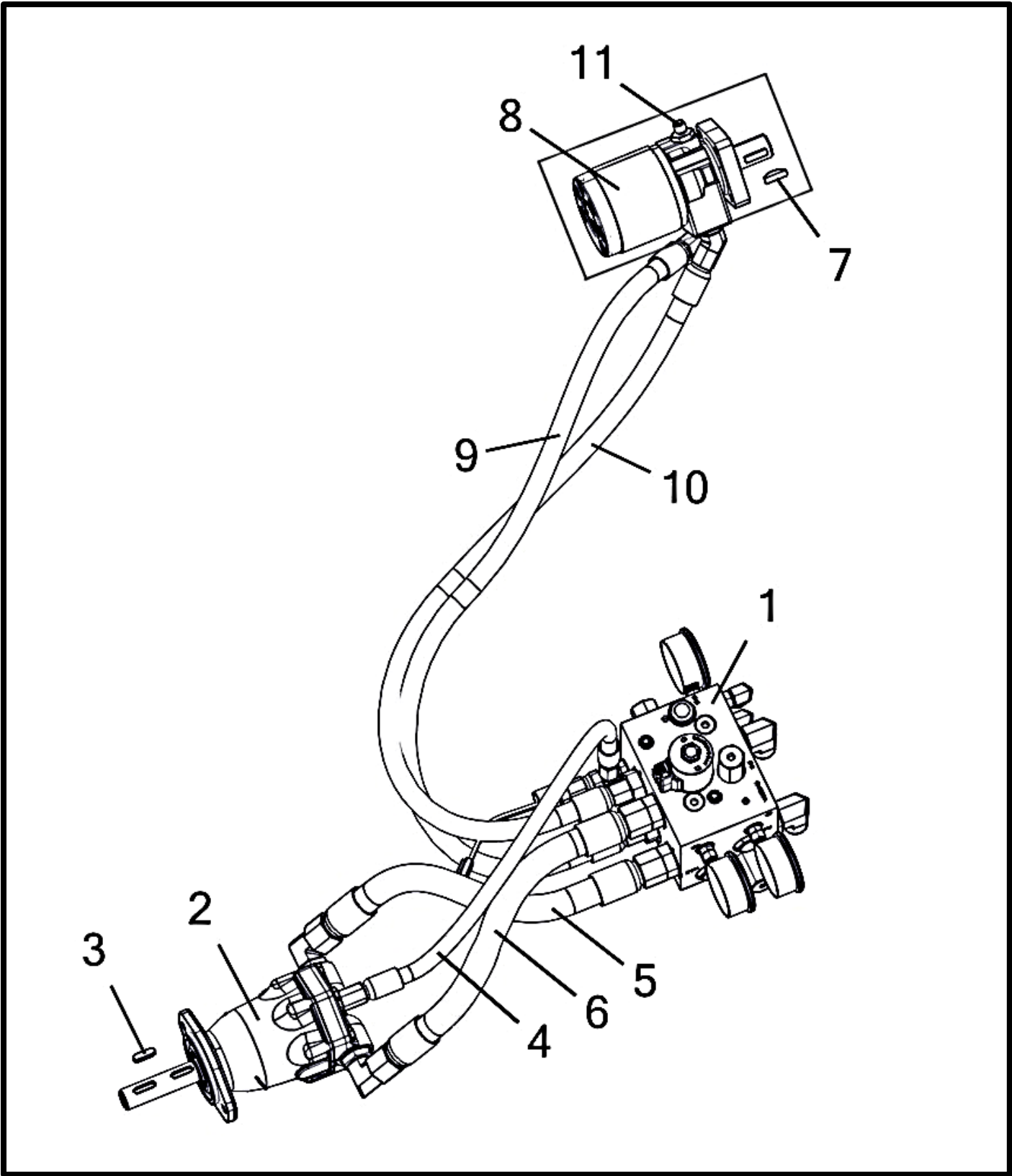
Auger Motor

Item No.	Qty	Part Number	Description
1	1	(N) P003142 (A)	Hose - Hydraulic 1/2" x 52" (#8 F JIC x #8 F JIC) * †
2	1	(N) P003142 (B)	Hose - Hydraulic 1/2" x 52" (#8 F JIC x #8 F JIC) * †
3	1	(N) P003143	Fitting - Hyd - #10 M O-ring x #8 M JIC Elbow 45 * †
		P002584	O-Ring - #10 Buna (4000-10)
4	1	(N) P003144	Fitting - Hyd - #10 M O-ring x #8 M JIC Elbow 90 (6801-08-10-NWO) * †
		P002584	O-Ring - #10 Buna (4000-10)
5	1	P002694	Key - Woodruff .25" x 1" #15
6	1	(R) P003128	Motor - Hyd. 11.9 Culn Gerotor w/ Speed Sensor (TE0195FS100FSAA)
7	1	(N) P003165	Sensor - Parker Motor Speed (30 Pulse) (455063)

(*) Included In K002615 - Kit - Gen 1 Crary 8" Fan 1 Section Hyd

(†) Included in K002570 - Kit - Gen 1 Crary 10" Fan 1 Section Hyd.

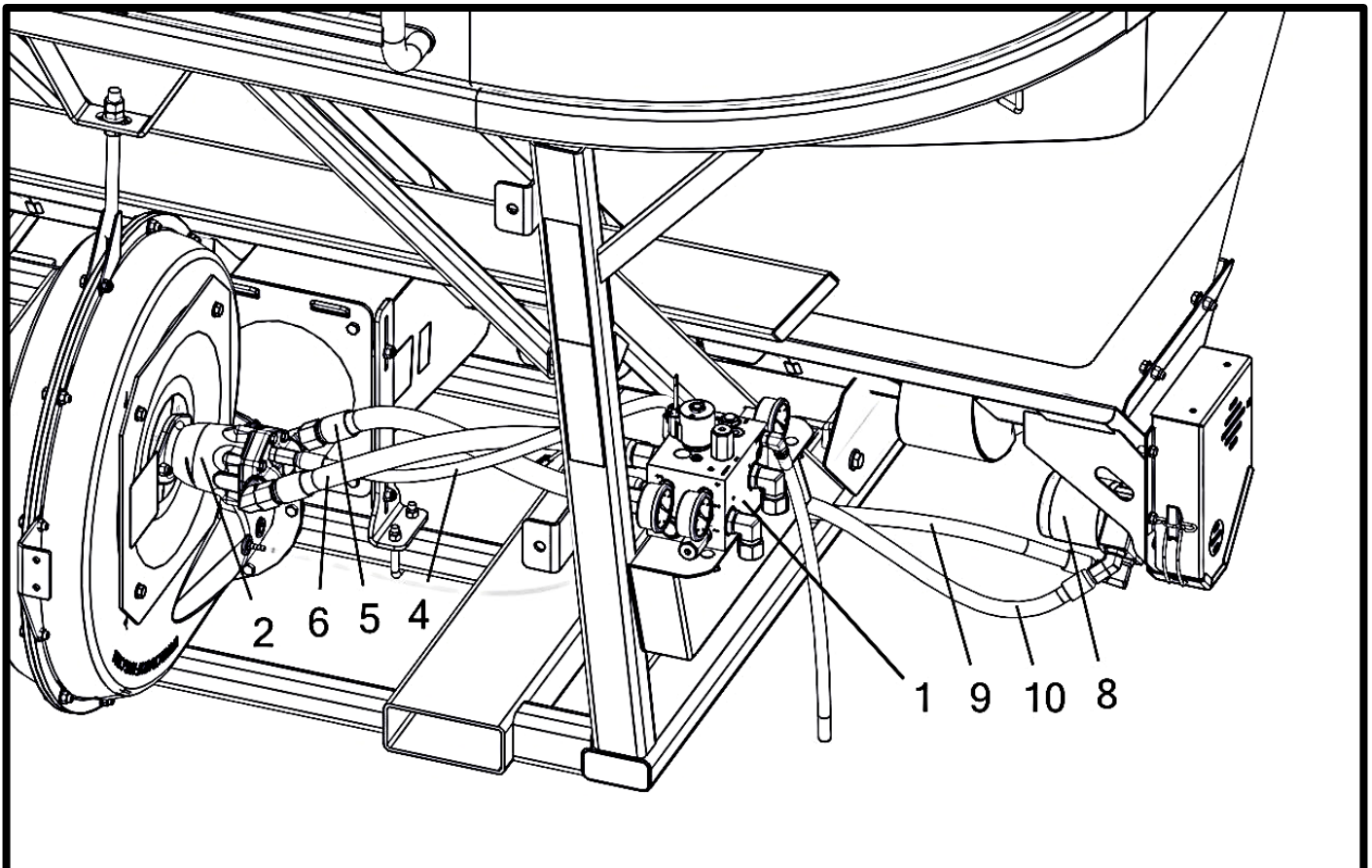
Hydraulic Hoses And Motors



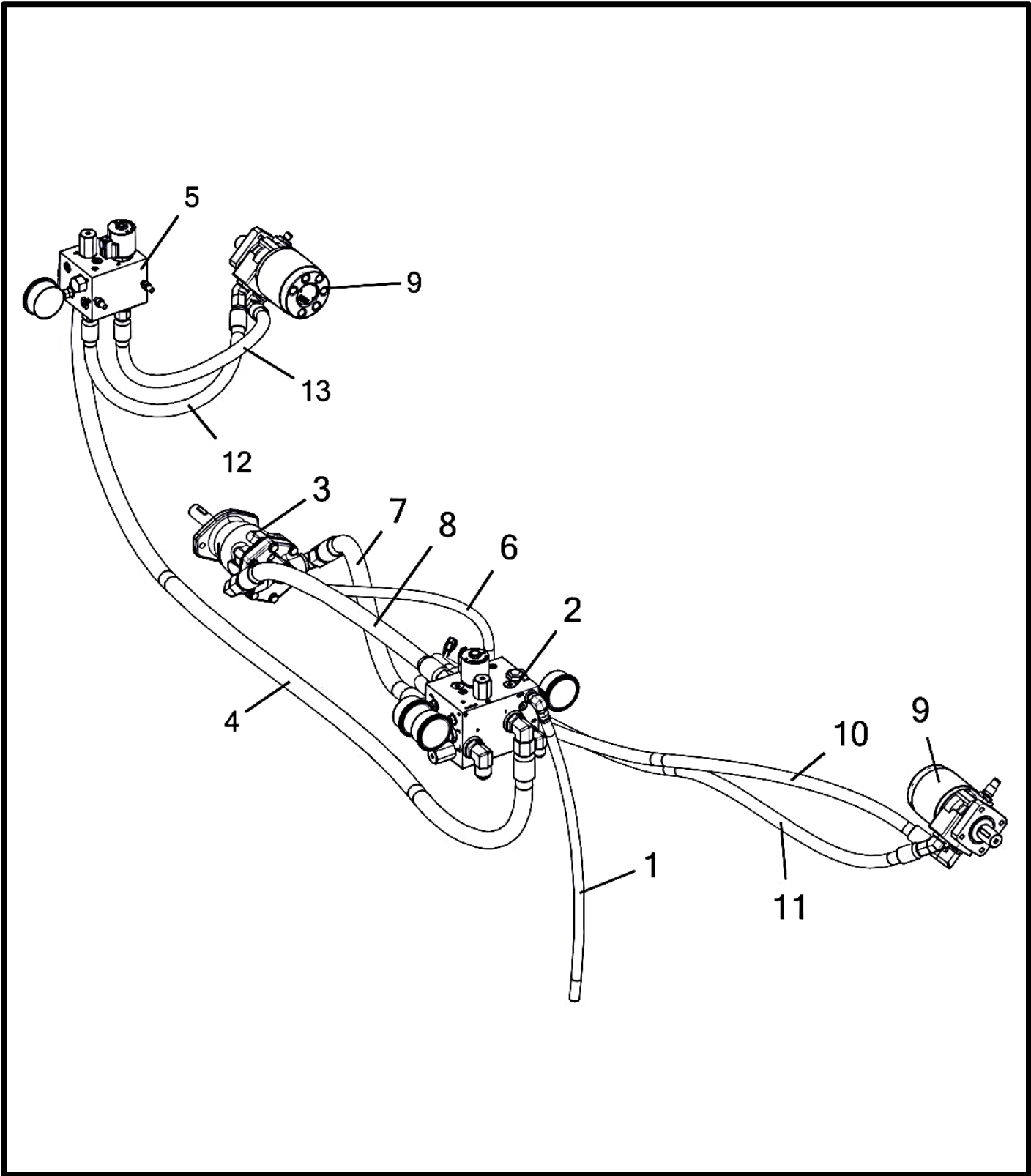
Hydraulic Hoses And Motors

Item No.	Qty	Part Number	Description
1	1	P000352	Manifold - Hydraulic Single Product Control (VA1836-10)
2	1	P000354	Motor - Eaton 16 & 24 Row Fan (74118)
3	1	P000784	Key - .25"x.25"x1"
4	1	(N) P002605 (CD)	Hose - Hyd - 3/8" x 22" (#6 F JIC x #6 F JIC) *
5	1	(N) P002646 (A)	Hose - Hyd - 3/4" x 24" (#12 F JIC x #12 F JIC) *
6	1	(N) P002646 (B)	Hose - Hyd - 3/4" x 24" (#12 F JIC x #12 F JIC) *
7	1	P002694	Key - Woodruff .25" x 1" #15
8	1	(R) P003128	Motor - Hyd. 11.9 Culin Gerotor w/ Speed Sensor (TE0195FS100FSAA)
9	1	(N) P003142 (A)	Hose - Hydraulic 1/2" x 52" (#8 F JIC x #8 F JIC) *
10	1	(N) P003142 (B)	Hose - Hydraulic 1/2" x 52" (#8 F JIC x #8 F JIC) *
11	1	(N) P003165	Sensor - Parker Motor Speed (30 Pulse) (455063)

(*) Included In K000031 - Kit - Hydraulic Fittings and Hoses for Manifold Units



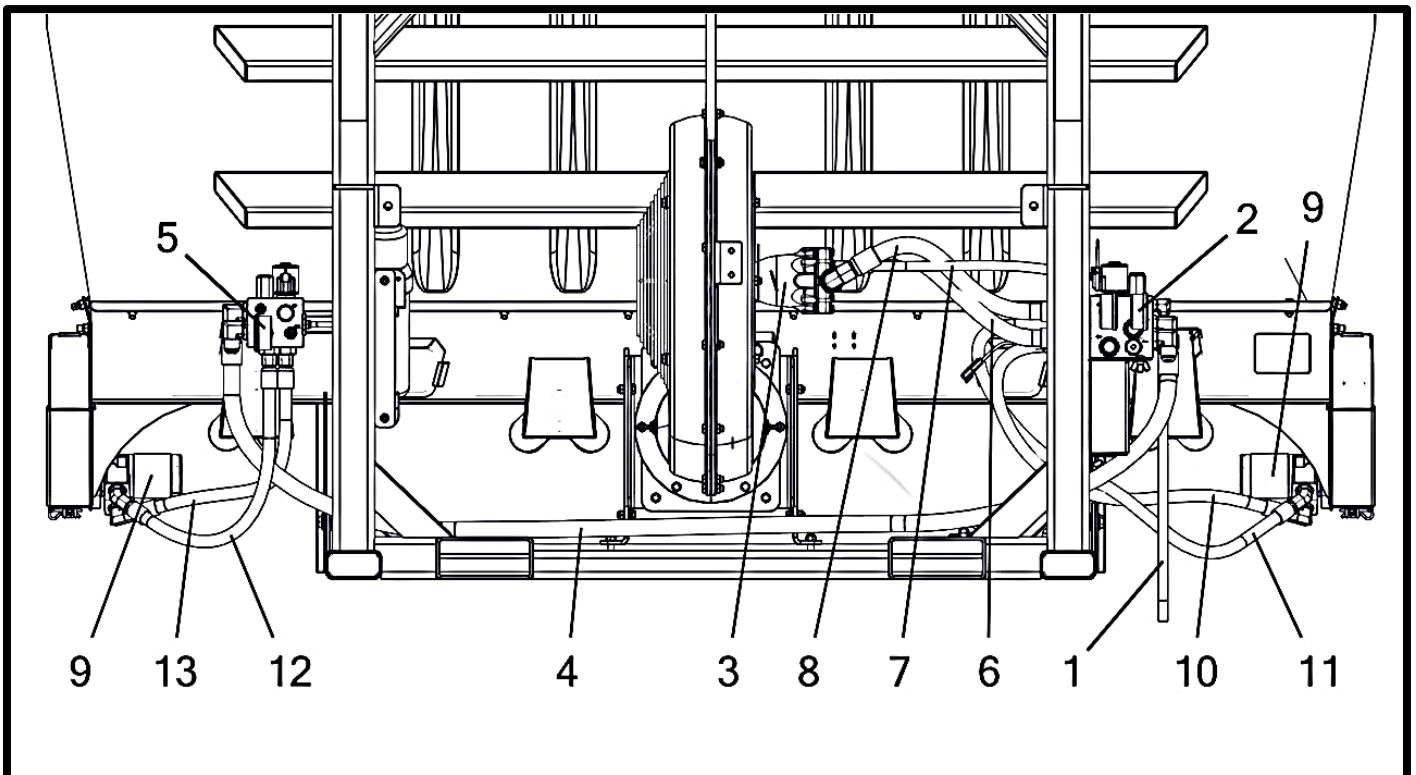
Two Section Hydraulic Hoses And Motors



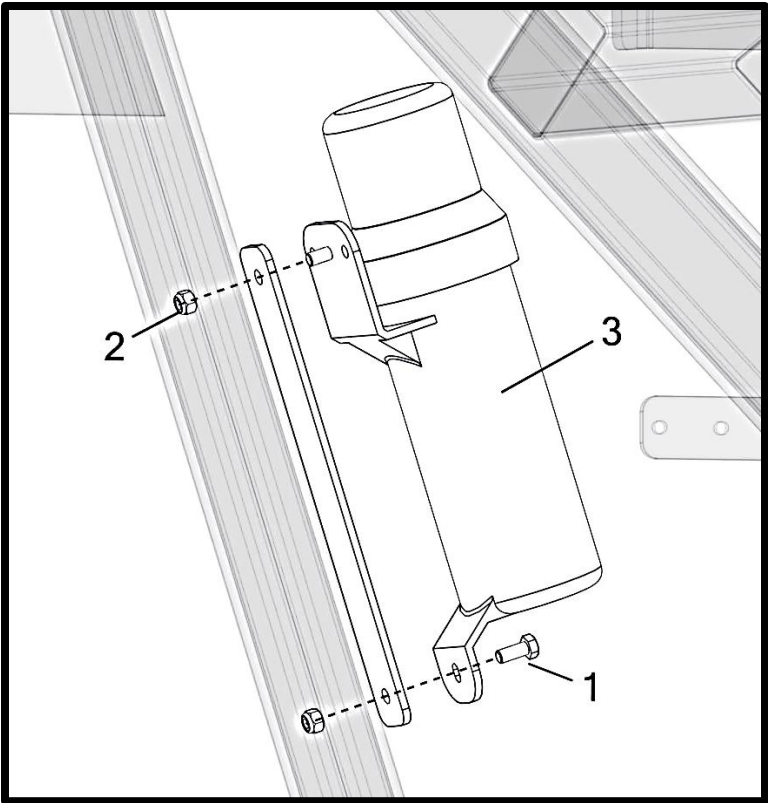
Two Section Hydraulic Hoses And Motors

Item No.	Qty	Part Number	Description
1	1	M001042	Hose - Manifold Case Drain Bypass
2	1	P000352	Manifold - Hydraulic Single Product Control (VA1836-10)
3	1	P000354	Motor - Eaton 16 & 24 Row Fan (74118)
4	1	P000715	Hose - Hydraulic 3/4" x 92" (#12 Female JIC Swivel x #12 Female JIC Swivel)
5	1	P000718	Valve - Electric Hydraulic Block Manifold (PWM Closed)
6	1	(N) P002605 (CD)	Hose - Hyd - 3/8" x 22" (#6 F JIC x #6 F JIC) *
7	1	(N) P002646 (A)	Hose - Hyd - 3/4" x 24" (#12 F JIC x #12 F JIC) *
8	1	(N) P002646 (B)	Hose - Hyd - 3/4" x 24" (#12 F JIC x #12 F JIC) *
9	2	(R) P003128	Motor - Hyd. 11.9 Culin Gerotor w/ Speed Sensor (TE0195FS100FSAA)
10	1	(N) P003142 (A)	Hose - Hydraulic 1/2" x 52" (#8 F JIC x #8 F JIC) *
11	1	(N) P003142 (B)	Hose - Hydraulic 1/2" x 52" (#8 F JIC x #8 F JIC) *
12	1	(N) P003145 (A)	Hose - Hydraulic 1/2" x 36" (#8 F JIC x #8 F JIC)
13	1	(N) P003145 (B)	Hose - Hydraulic 1/2" x 36" (#8 F JIC x #8 F JIC)

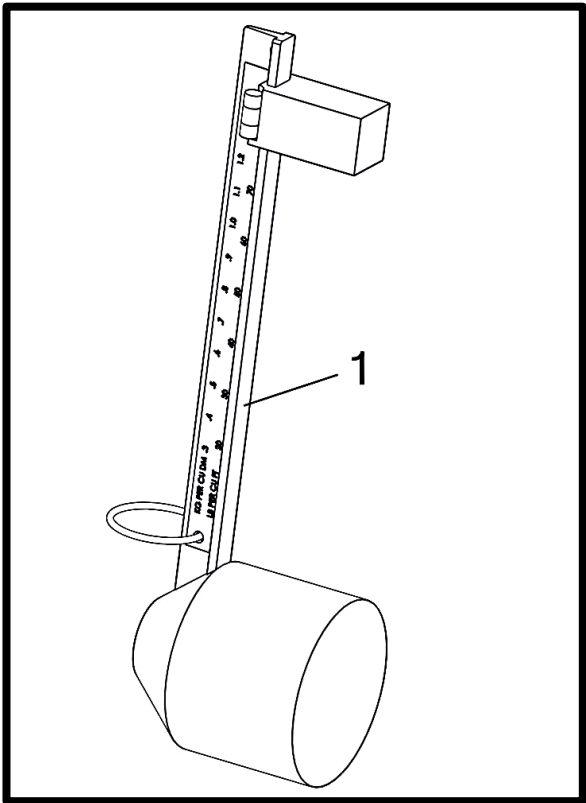
(*) Included In K000031 - Kit - Hydraulic Fittings and Hoses for Manifold Units



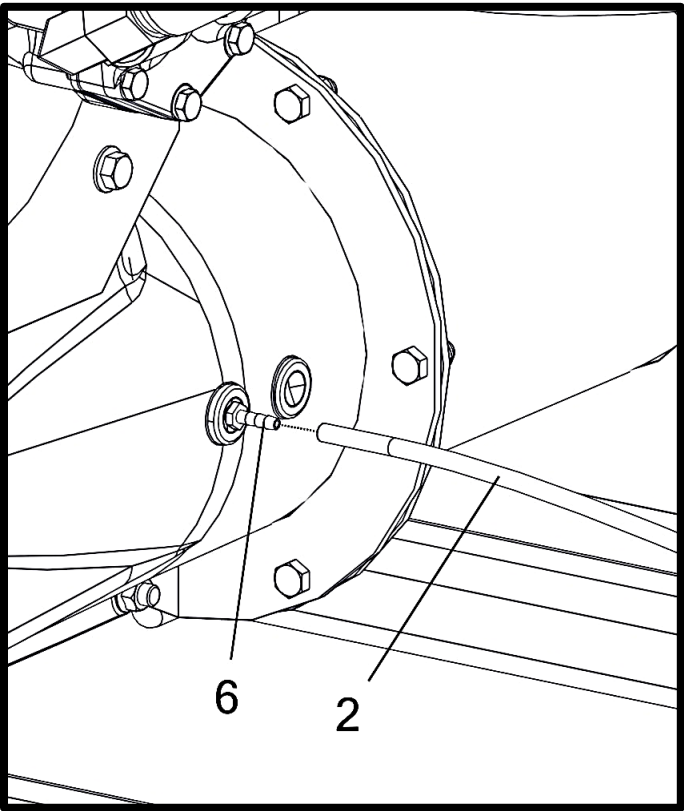
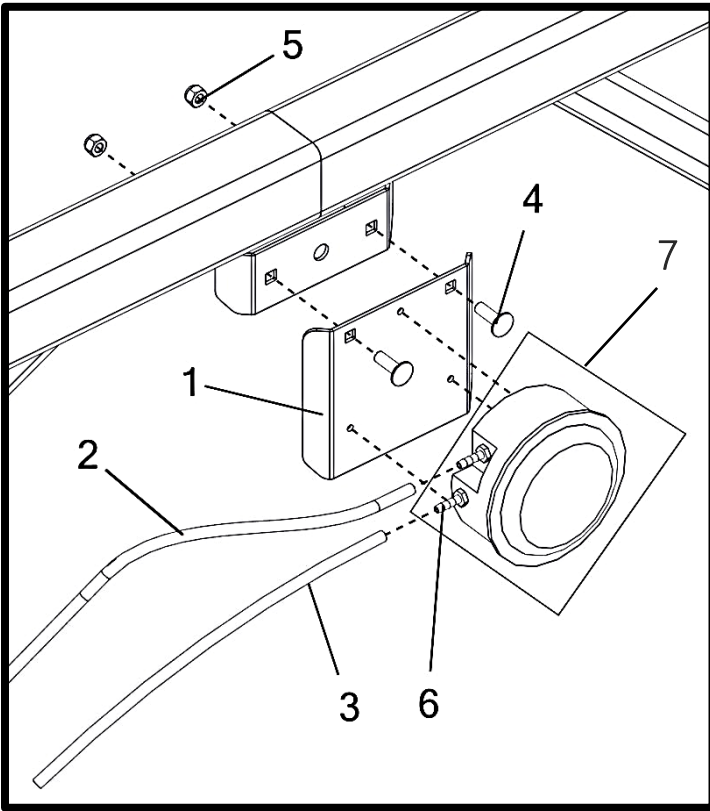
Manual Holder



Density Scale



Air Gauge



P/N's followed by “_” are color coded parts.

Color codes: AA = Black Paint, ZZ = Gray, ZY = Yellow, ZX = White
See inside front cover for details.

7/7/2022 - REV. A

SN#: 8 & 12 Row - 22120 to Current
SN#: 16/18/24 Row - 22151 to Current

Manual Holder

Item No.	Qty.	Part Number	Description
1	2	P000093	Bolt - 5/16-18 x 0.75 x 0.75 Hex (F593 304 S/S FB) *
2	2	P000104	Nut - 5/16-18 Hex Nylon Lock (F594 316 S/S FB) *
3	1	P000317	Holder - Instruction Manual

(*) Included In K000027 - Kit - Misc. Skid Hardware

Density Scale

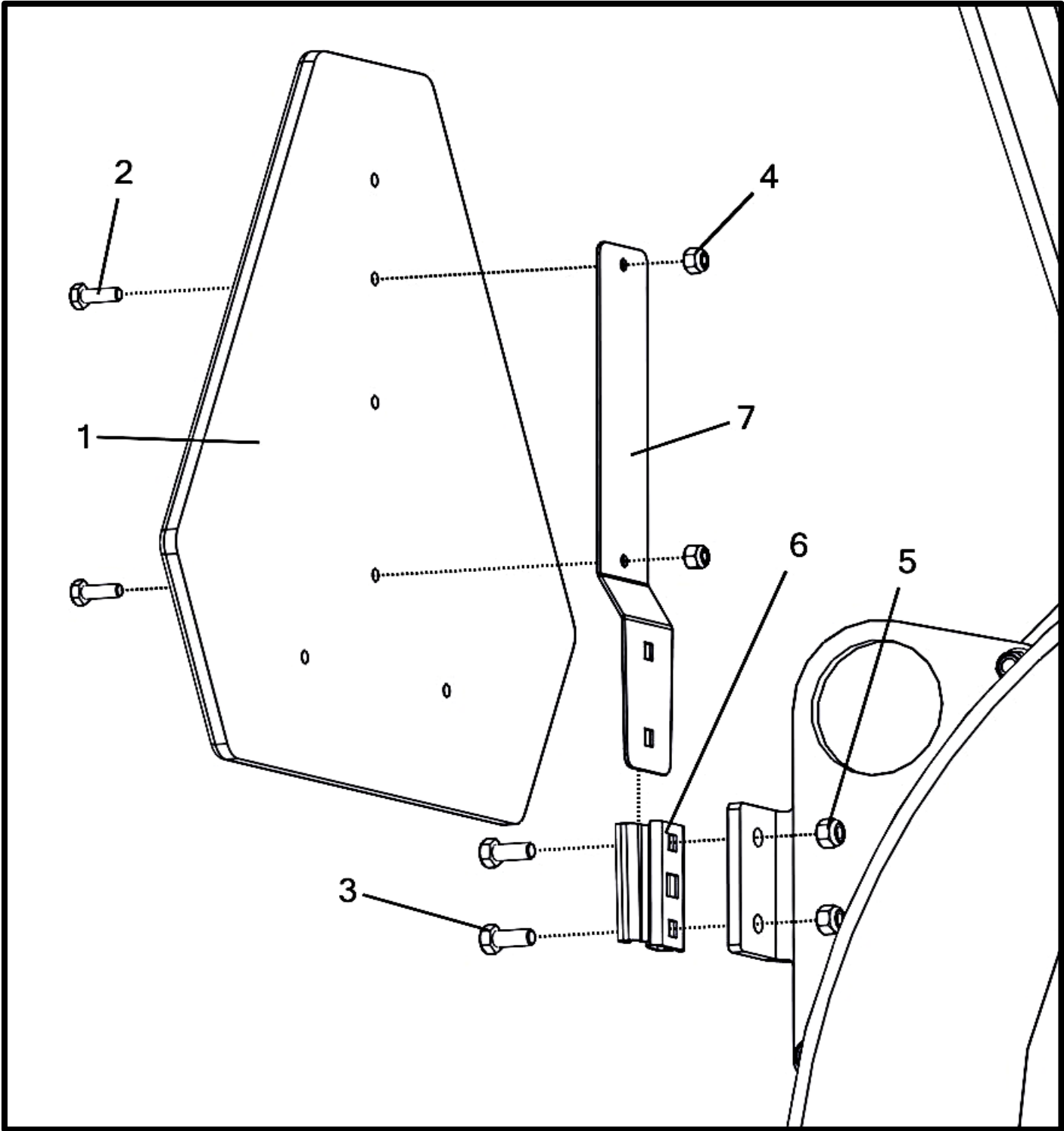
Item No.	Qty.	Part Number	Description
1	1	P000428	Scale - Fertilizer Density (Montag Logo)

Air Gauge

Item No.	Qty	Part Number	Description
1	1	M000054__	Mount - Pressure Gauge
2	1	M001043	Hose - Air Gauge Fan Tube
3	1	M001044	Hose - Air Gauge Breather Tube
4	2	P000094	Bolt - 5/16-18 x 1 x 1 Carriage (F593 304 S/S FB) *
5	2	P000104	Nut - 5/16-18 Hex Nylon Lock (F594 316 S/S FB) *
6	3	P000125	Fitting - Air - 3/16" Hose Barb x 1/8 NPT
7	1	P000154	Air Gauge - Dwyer 0-30" WC

(*) Included In K000027 - Kit - Misc. Skid Hardware

Slow Moving Vehicle (SMV) Sign

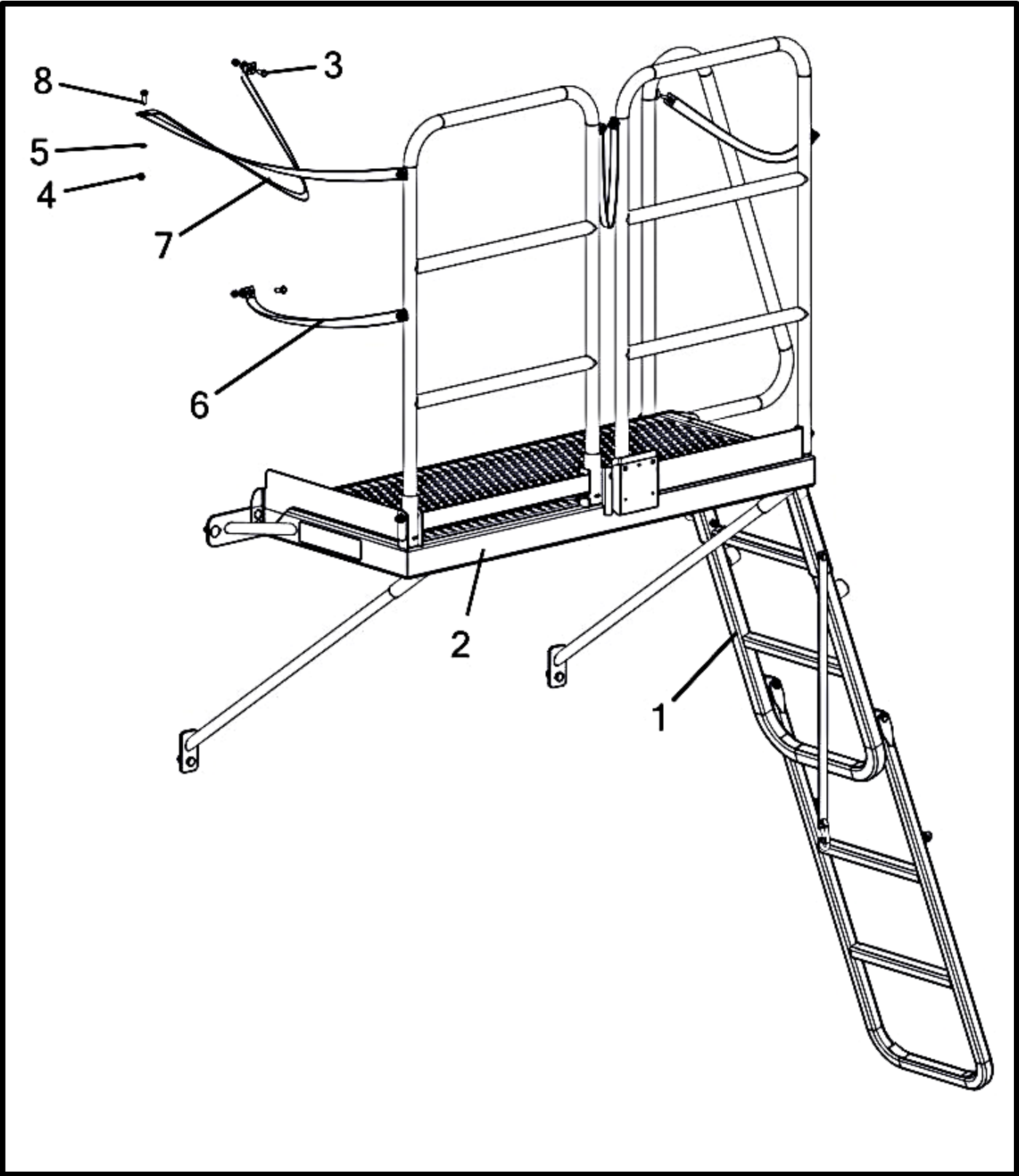


Slow Moving Vehicle (SMV) Sign

Item No.	Qty	Part Number	Description
		K002587	Kit - SMV Sign Complete
1	1	P000023	Sign - SMV Plastic
2	2	P000090	Bolt - 1/4-20 x 0.75 x 0.75 Hex (F593 304 S/S FB) *
3	2	P000093	Bolt - 5/16-18 x 0.75 x 0.75 Hex (F593 304 S/S FB) *
4	2	P000103	Nut - 1/4-20 Hex Nylon Lock (F594 316 S/S FB) *
5	2	P000104	Nut - 5/16-18 Hex Nylon Lock (F594 316 S/S FB) *
6	1	P002480	Bracket - SMV Socket
7	1	P002589	Bracket - SMV Spade

(*) Included In K002082 - Kit - SMV Hardware (S/S)

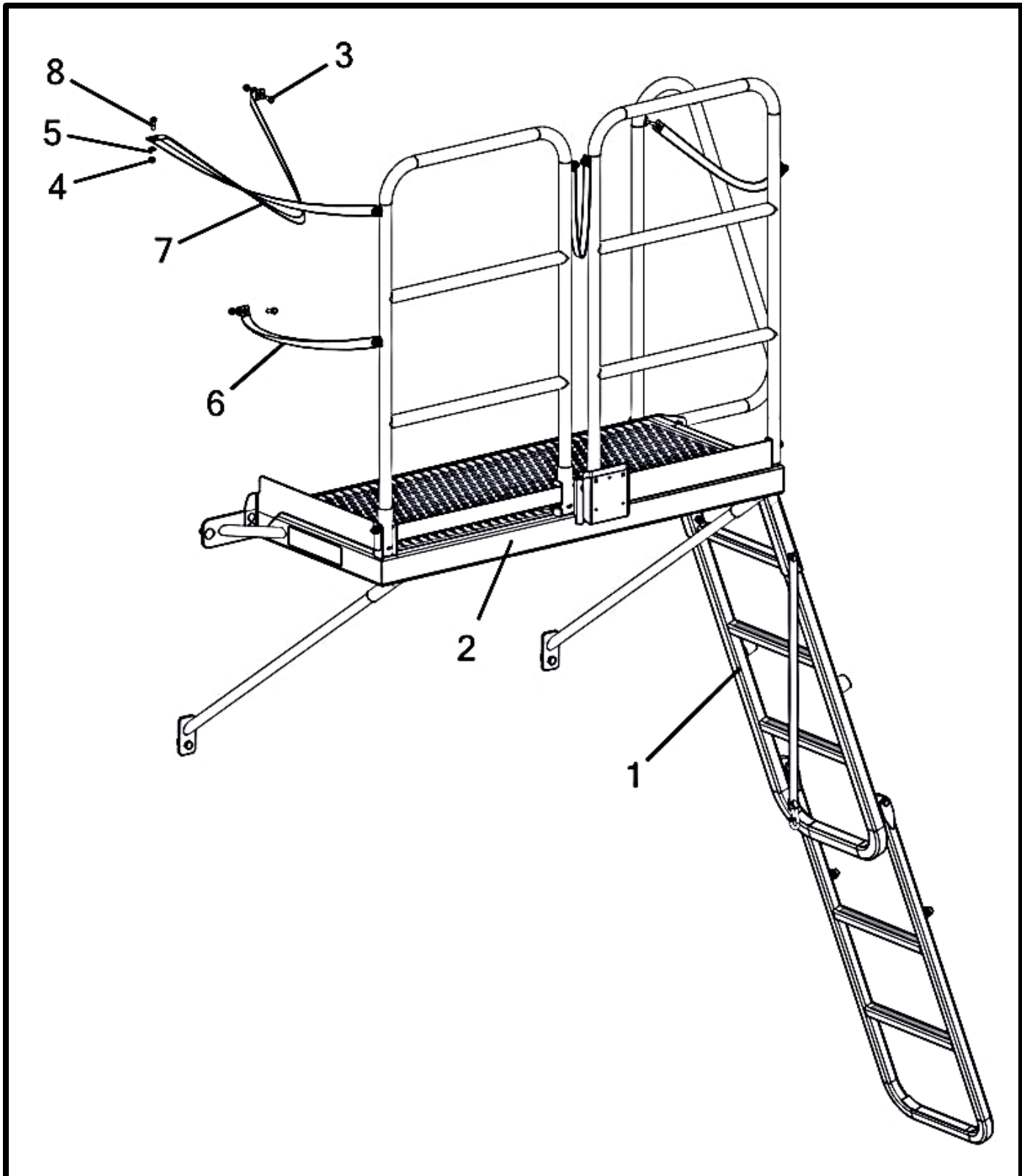
Deck - 6 Ton Folding Complete (S/S Hardware)



Deck - 6 Ton Folding Complete (S/S Hardware)

Item No.	Qty	Part Number	Description
		A002399__	Deck - 6 Ton Folding Complete (S/S Hardware)
1	1	A002458__	Deck - Universal Assembled (S/S Hardware)
2	1	A002444__	Ladder - 6 Ton Folding (S/S Hardware)
3	1	P000093	Bolt - 5/16-18 x 0.75 x 0.75 Hex (F593 304 S/S FB)
4	3	P000104	Nut - 5/16-18 Hex Nylon Lock (F594 316 S/S FB)
5	3	P000109	Washer - 5/16" Flat (0.75" OD) (18-8 S/S FB)
6	1	P000444	Strap - 1" X 23" Safety
7	1	P000447	Strap - Lid/Deck Folding Top (60")
8	2	P000711	Bolt - 5/16-18 x 1 x 0.875 Hex (F593 304 S/S FB)

Deck - 9 Ton Folding Complete (S/S Hardware)



P/N's followed by "__" are color coded parts.

Color codes: AA = Black Paint, ZZ = Gray, ZY = Yellow, ZX = White
See inside front cover for details.

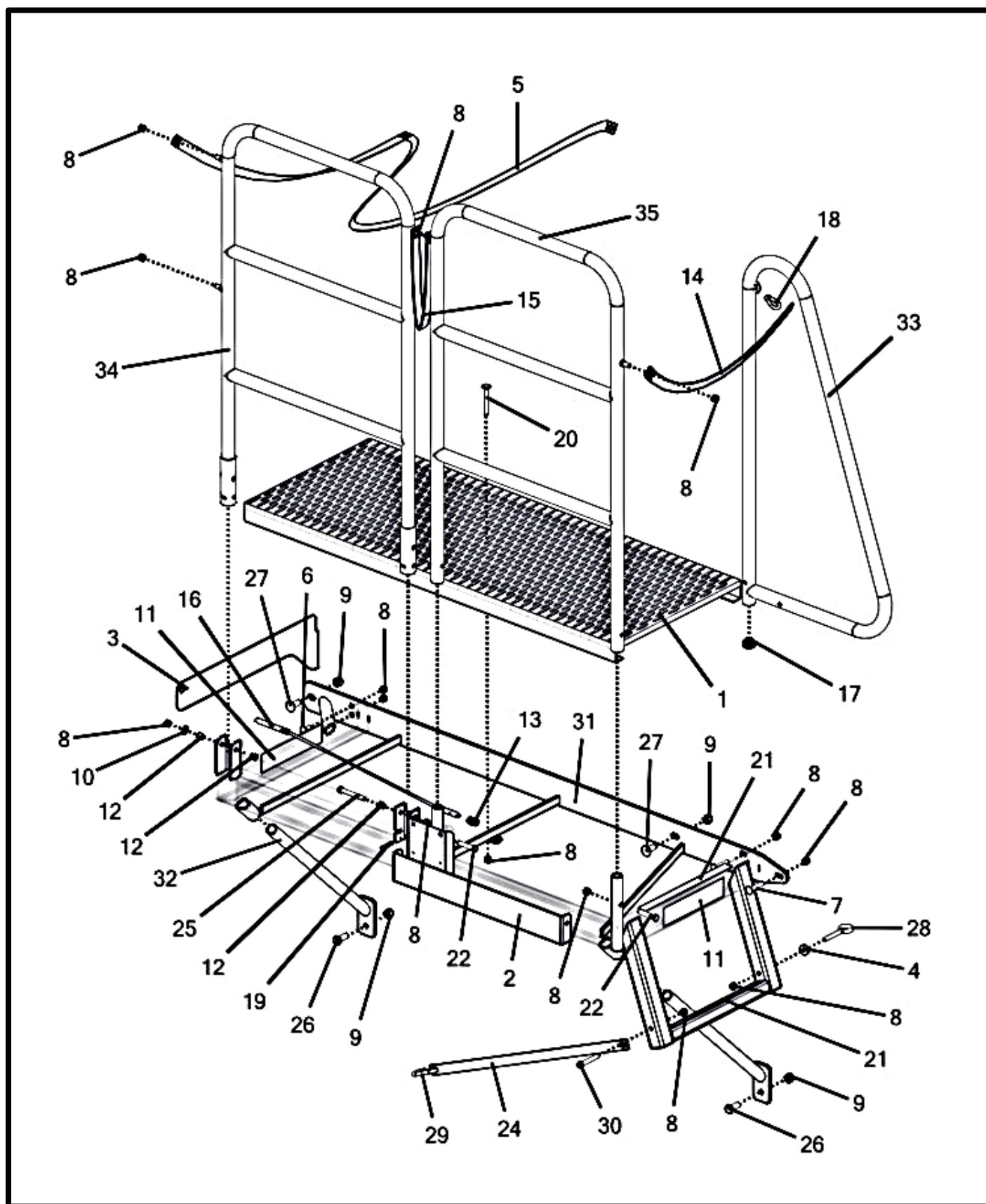
7/7/2022 - REV. A

SN#: 8 & 12 Row - 22120 to Current
SN#: 16/18/24 Row - 22151 to Current

Deck - 9 Ton Folding Complete (S/S Hardware)

Item No.	Qty	Part Number	Description
		A002400__	Deck - 9 Ton Folding Complete (S/S Hardware)
1	1	A002458__	Deck - Universal Assembled (S/S Hardware)
2	1	A002448__	Ladder - 9 Ton Folding (S/S Hardware)
3	1	P000093	Bolt - 5/16-18 x 0.75 x 0.75 Hex (F593 304 S/S FB)
4	3	P000104	Nut - 5/16-18 Hex Nylon Lock (F594 316 S/S FB)
5	3	P000109	Washer - 5/16" Flat (0.75" OD) (18-8 S/S FB)
6	1	P000444	Strap - 1" X 23" Safety
7	1	P000447	Strap - Lid/Deck Folding Top (60")
8	2	P000711	Bolt - 5/16-18 x 1 x 0.875 Hex (F593 304 S/S FB)

Deck - Universal



P/N's followed by "__" are color coded parts.

Color codes: AA = Black Paint, ZZ = Gray, ZY = Yellow, ZX = White
See inside front cover for details.

7/7/2022 - REV. A

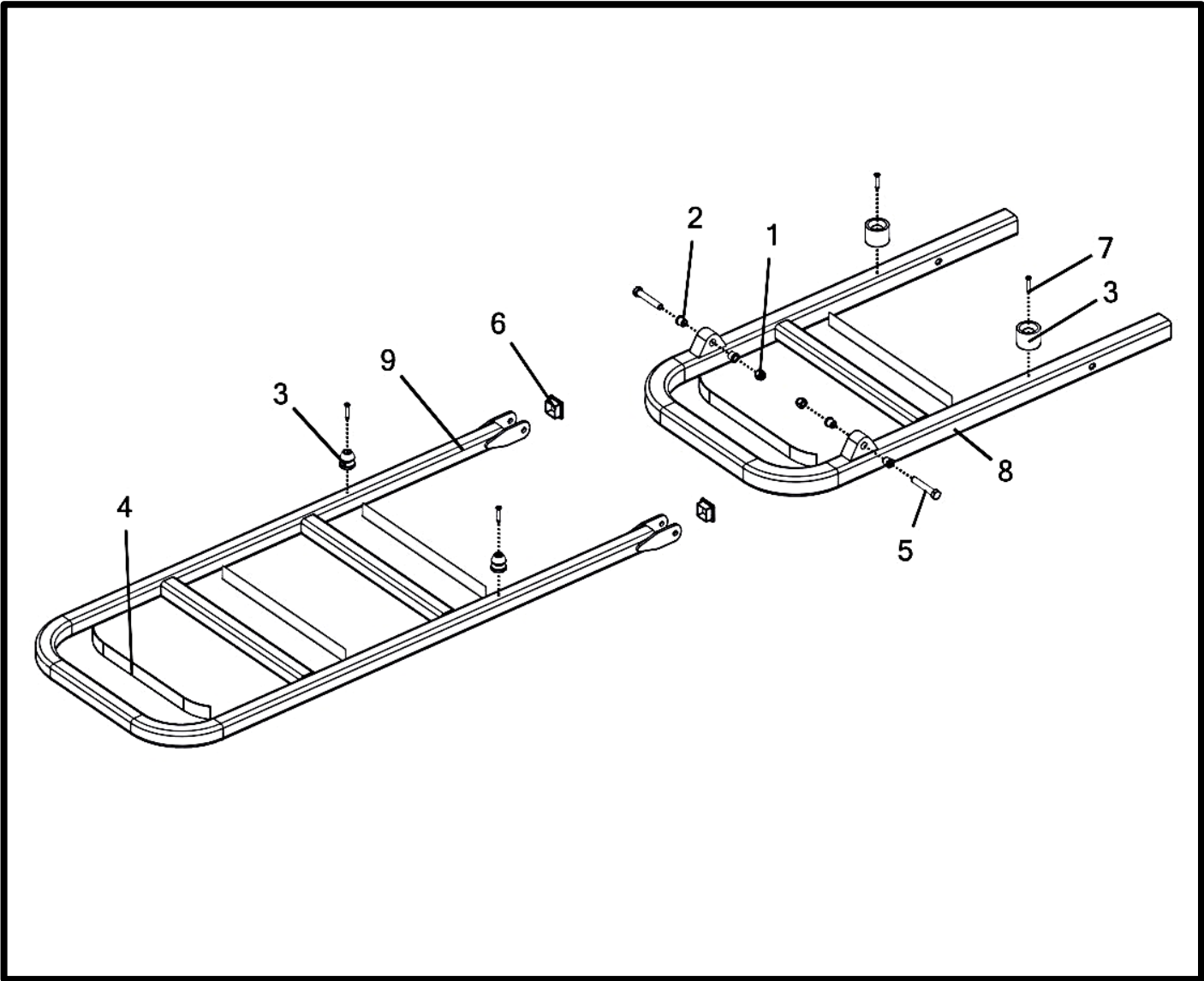
SN#: 8 & 12 Row - 22120 to Current
SN#: 16/18/24 Row - 22151 to Current

Deck - Universal

Item No.	Qty	Part Number	Description
		A002458__	Deck - Universal Assembled (S/S Hardware)
1	1	M000922	Grate - Deck Platform
2	1	M001017__	Bracket - Deck Bolt-On Toe-Kick
3	1	M001018__	Bracket - Deck Bolt-On Toe-Kick
4	1	M002650	Washer - 3/8" Flat Spacer (1" OD) (304 S/S FB)
5	1	P000447	Strap - Lid/Deck Folding Top (60")
6	2	P000098	Bolt - 3/8-16 x 1 x 1 Carriage (F593 304 S/S FB) *
7	2	P000099	Bolt - 3/8-16 x 2 x 1 Carriage (F593 304 S/S FB) *
8	16	P000105	Nut - 3/8-16 Hex Nylon Lock (F594 316 S/S FB) *
9	4	P000106	Nut - 1/2-13 Hex Nylon Lock (F594 316 S/S FB) *
10	1	P000111	Washer - 3/8" Flat (0.875" OD) (18-8 S/S FB) *
11	2	P000199	Tape - Reflective Yellow
12	4	P000393	Bushing - 3/8" x 1/2" x 1/2 Plastic Flange
13	1	P000394	Spring - 1/2 ID x 1" S/S x 10 LBS
14	1	P000444	Strap - 1" X 23" Safety
15	1	P000445	Strap - 1" X 16" Safety
16	1	P000457	Cable Assembly - Deck Rail Tilt
17	1	P000458	Cap - 1-1/4" x 10-14 GA Round Plastic Tube
18	1	P000464	Carabiner - 3/16" x 1-13/16 S/S
19	1	P000465	Pin - .1875 x 1.5 Roll (18-8 S/S)
20	1	P000467	Bolt - 3/8-16 x 3 x 1 Carriage (F593 304 S/S FB) *
21	2	P000473	Decal - Anti-Slip Safety Tape (1" x 13") Black 36g
22	2	P000880	Bolt - 3/8-16 x 2 x 1 Hex (F593 304 S/S FB) *
23	4	P002249	Rivet - 3/16" Large Flange 5/8"-3/4" Grip (18-8 S/S FB)
24	1	P002408	Strap - 1" X 26.5" Safety
25	1	P002476	Bolt - 3/8-16 x 3 x 1 Hex (F593 304 S/S FB) *
26	2	P002477	Bolt - 1/2-13 x 1.25 x 1.25 Hex (F593 304 S/S FB) *
27	2	P002478	Bolt - 1/2-13 x 1.25 x 1.25 Carriage (F593 304 S/S FB) *
28	1	P002883	Bolt - 3/8-16 x 4 x 1.5 Eye (18-8 S/S FB) *
29	1	P002884	Carabiner - 5/16" x 2-1/2 S/S
30	1	P002913	Bolt - 3/8-16 x 2.5 x 1 Hex (F593 304 S/S FB) *
31	1	W000260__	Platform - Universal Deck Weldment
32	2	W000261__	Support - Removable Deck Undermount
33	1	W000262__	Rail - Deck/Ladder Grab
34	1	W002490__	Rail - Folding Deck
35	1	W002491__	Rail - Rigid Deck

(*) Included In K002215 - Kit - Platform Hardware w/Eyebolt (S/S)
(For Models Prior To 2019, (1) M002650 Is Required.)

6 Ton Deck Ladder

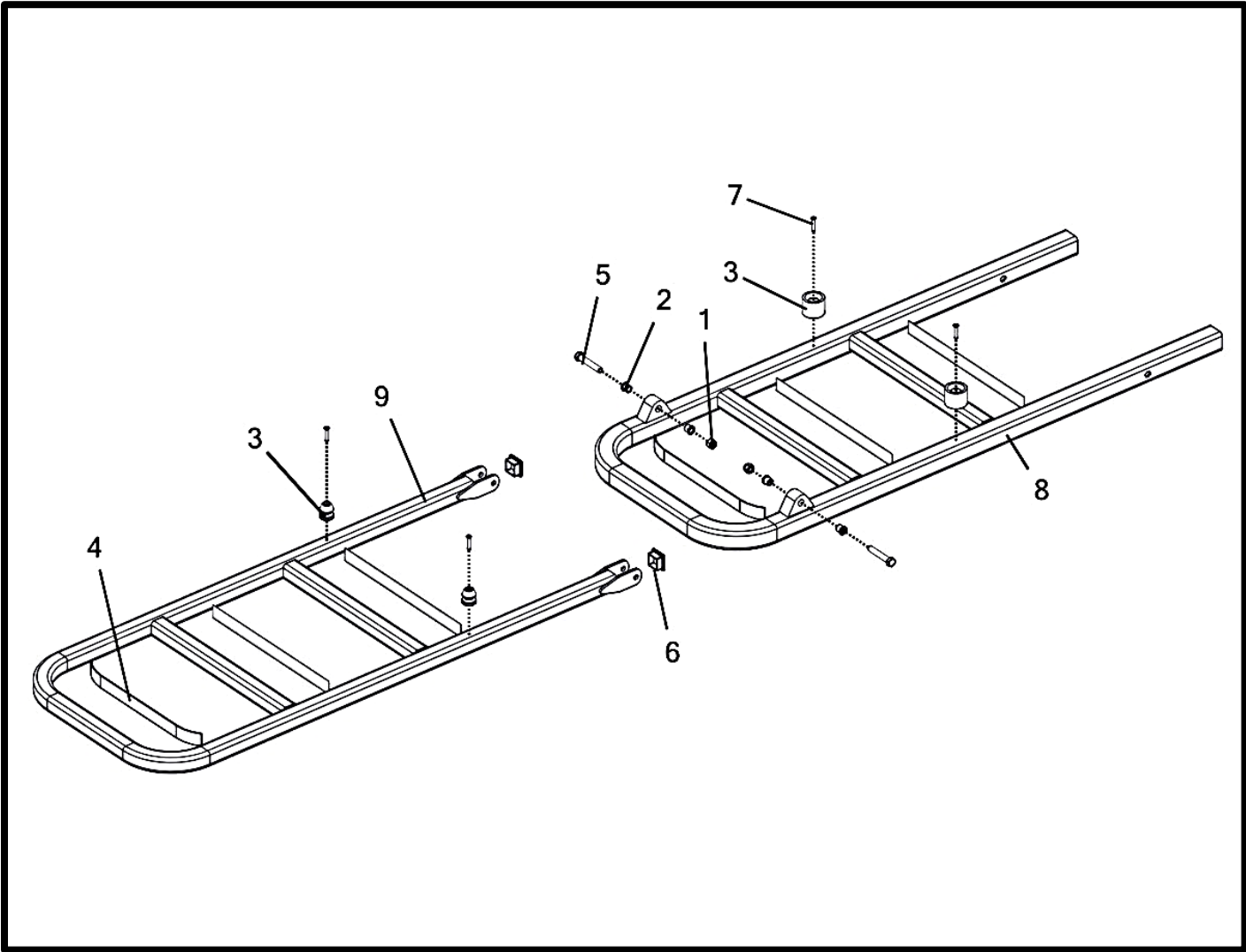


6 Ton Deck Ladder

Item No.	Qty	Part Number	Description
		A002444__	6 Ton Deck Ladder
1	2	P000105	Nut - 3/8-16 Hex Nylon Lock (F594 316 S/S FB) *
2	4	P000393	Bushing - 3/8" x 1/2" x 1/2 Plastic Flange
3	2	P000472	Catch - Rubber Deck Bumper Latch (Part # Is A Male/Female Set)
4	5	P000473	Decal - Anti-Slip Safety Tape (1" x 13") Black 36g
5	2	P000930	Bolt - 3/8-16 x 2.25 x 1 Hex (F593 304 S/S FB) *
6	2	P002078	Cap - 1-1/4" Square Plastic
7	4	P002708	Screw - #10-16 x 1.25 Self-Drilling Pan Head Square (18-8 S/S FB) *
8	1	W002579__	Ladder - 6 Ton Deck
9	1	W002580__	Ladder - Deck Swing

(*) Included In K002079 - Kit - Platform Swing Ladder Hardware (S/S)

9 Ton Deck Ladder

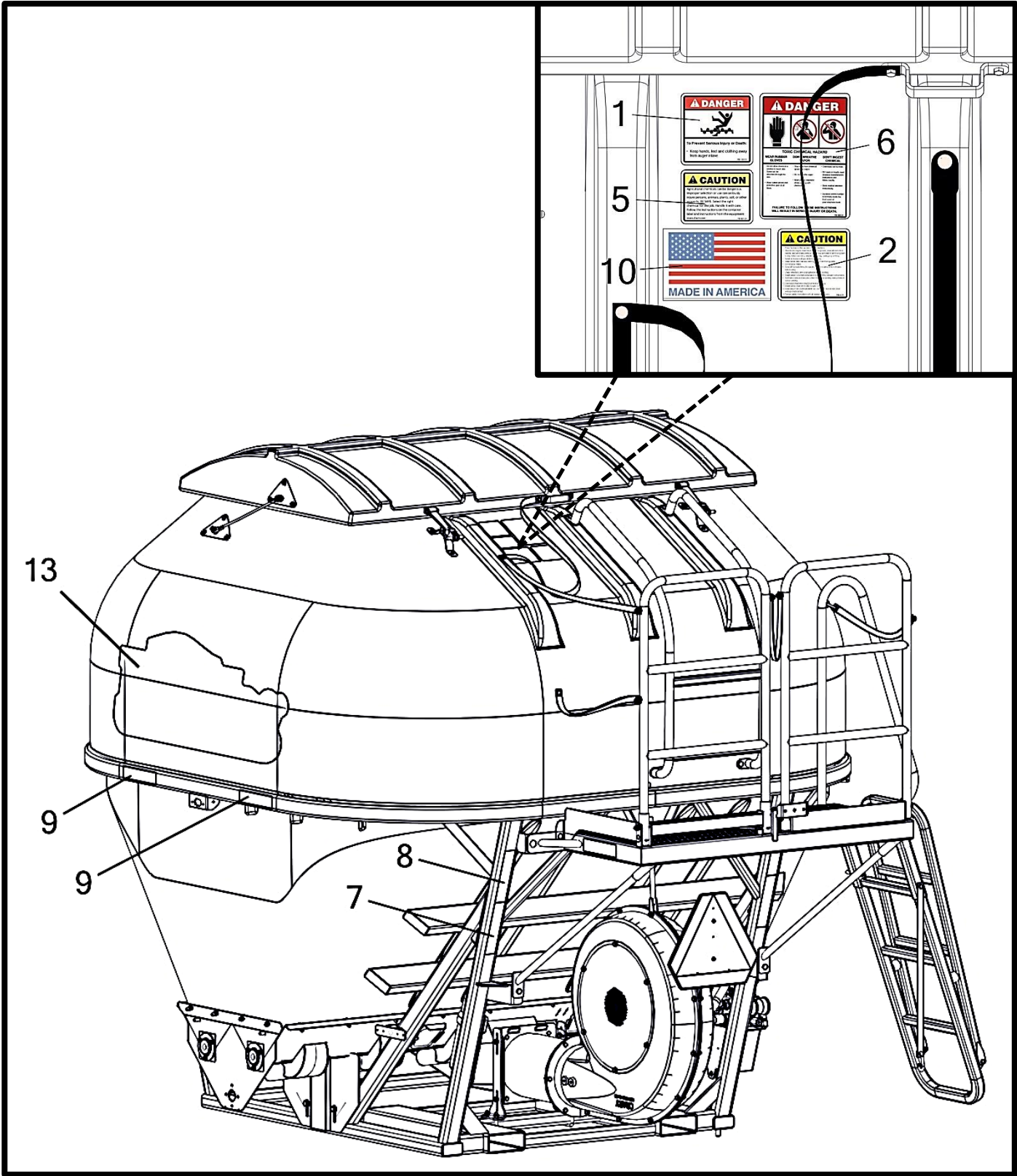


9 Ton Deck Ladder

Item No.	Qty	Part Number	Description
		A002448__	9 Ton Deck Ladder
1	2	P000105	Nut - 3/8-16 Hex Nylon Lock (F594 316 S/S FB) *
2	4	P000393	Bushing - 3/8" x 1/2" x 1/2 Plastic Flange
3	2	P000472	Catch - Rubber Deck Bumper Latch (Part # Is A Male/Female Set)
4	6	P000473	Decal - Anti-Slip Safety Tape (1" x 13") Black 36g
5	2	P000930	Bolt - 3/8-16 x 2.25 x 1 Hex (F593 304 S/S FB) *
6	2	P002078	Cap - 1-1/4" Square Plastic
7	4	P002708	Screw - #10-16 x 1.25 Self-Drilling Pan Head Square (18-8 S/S FB) *
8	1	W002581__	Ladder - 9 Ton Deck
9	1	W002580__	Ladder - Deck Swing

(*) Included In K002079 - Kit - Platform Swing Ladder Hardware (S/S)

Decals - Left Side



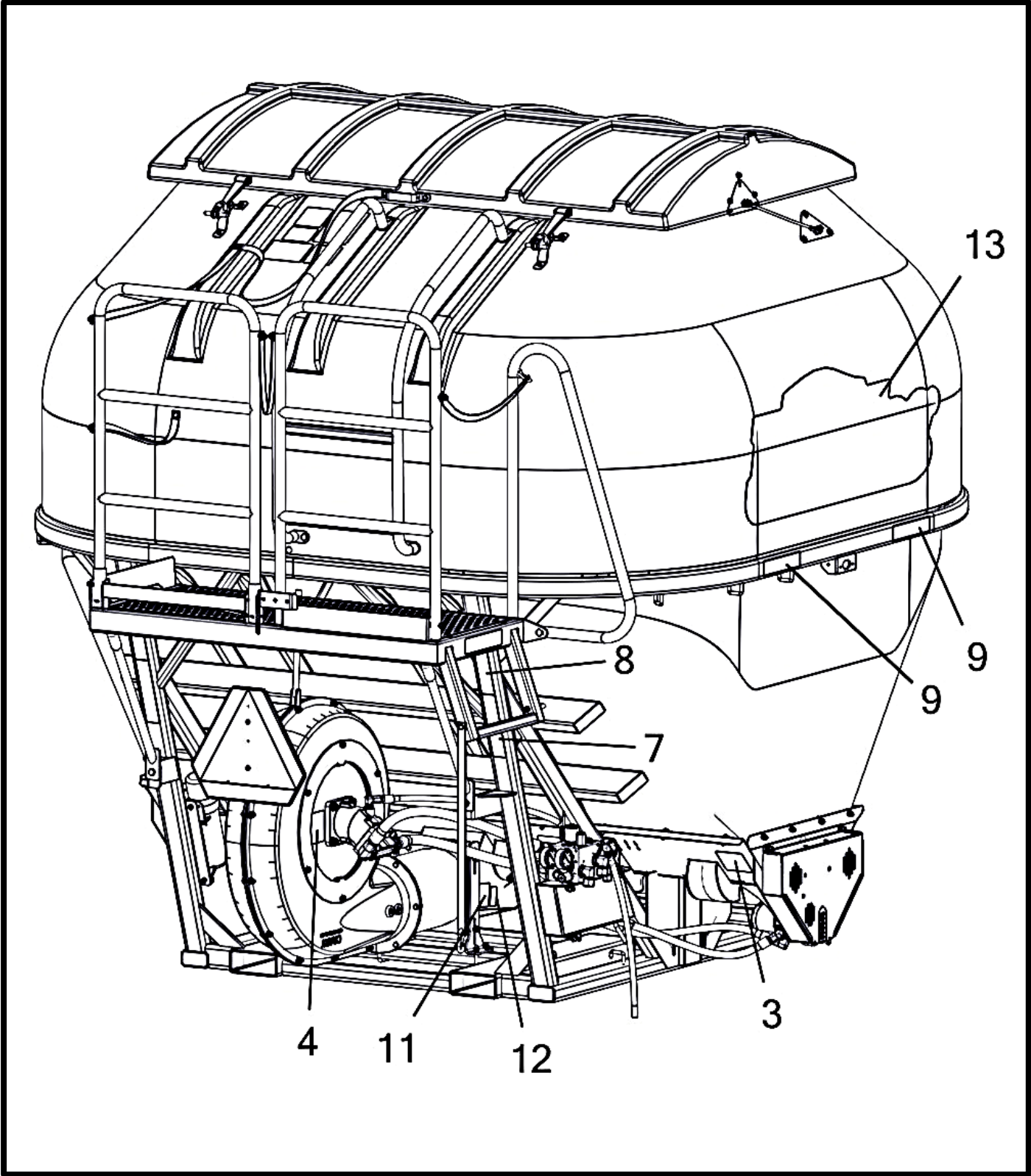
P/N's followed by “_” are color coded parts.

7/7/2022 - REV. A

Item No.	Qty	Part Number	Description
1	1	P000188	Decal - Auger Danger *
2	1	P000190	Decal - Read the Manual *
3	1	P000191	Decal - Moving Parts Danger *
4	1	P000192	Decal - High Pressure Danger *
5	1	P000193	Decal - Ag Chemical Danger *
6	1	P000195	Decal - Chemical Hazard *
7	2	P000197	Tape - Reflective Orange
8	2	P000198	Tape - Reflective Red
9	4	P000199	Tape - Reflective Yellow
10	1	P000201	Decal - USA Flag *
11	1	P000202	Serial Tag
12	1	P000273	Decal - Fema
13	2	P002428	Decal - 2010 Logo (48" Long) (9 Ton) (Shown)
		P002470	Decal - 2010 Logo (36" Long) (6 Ton)

75

Decals - Right Side



P/N's followed by " _ " are color coded parts.

Color codes: AA = Black Paint, ZZ = Gray, ZY = Yellow, ZX = White
See inside front cover for details.

7/7/2022 - REV. A

SN#: 8 & 12 Row - 22120 to Current
SN#: 16/18/24 Row - 22151 to Current

Decals - Right Side

Item No.	Qty	Part Number	Description
1	1	P000188	Decal - Auger Danger *
2	1	P000190	Decal - Read the Manual *
3	1	P000191	Decal - Moving Parts Danger *
4	1	P000192	Decal - High Pressure Danger *
5	1	P000193	Decal - Ag Chemical Danger *
6	1	P000195	Decal - Chemical Hazard *
7	2	P000197	Tape - Reflective Orange
8	2	P000198	Tape - Reflective Red
9	4	P000199	Tape - Reflective Yellow
10	1	P000201	Decal - USA Flag *
11	1	P000202	Serial Tag
12	1	P000273	Decal - Fema
13	2	P002428	Decal - 2010 Logo (48" Long) (9 Ton) (Shown)
		P002470	Decal - 2010 Logo (36" Long) (6 Ton)

(*) Included In K000034 - Kit - Dry Unit Decal



P000197




P000198



P000199



P000201



P000202

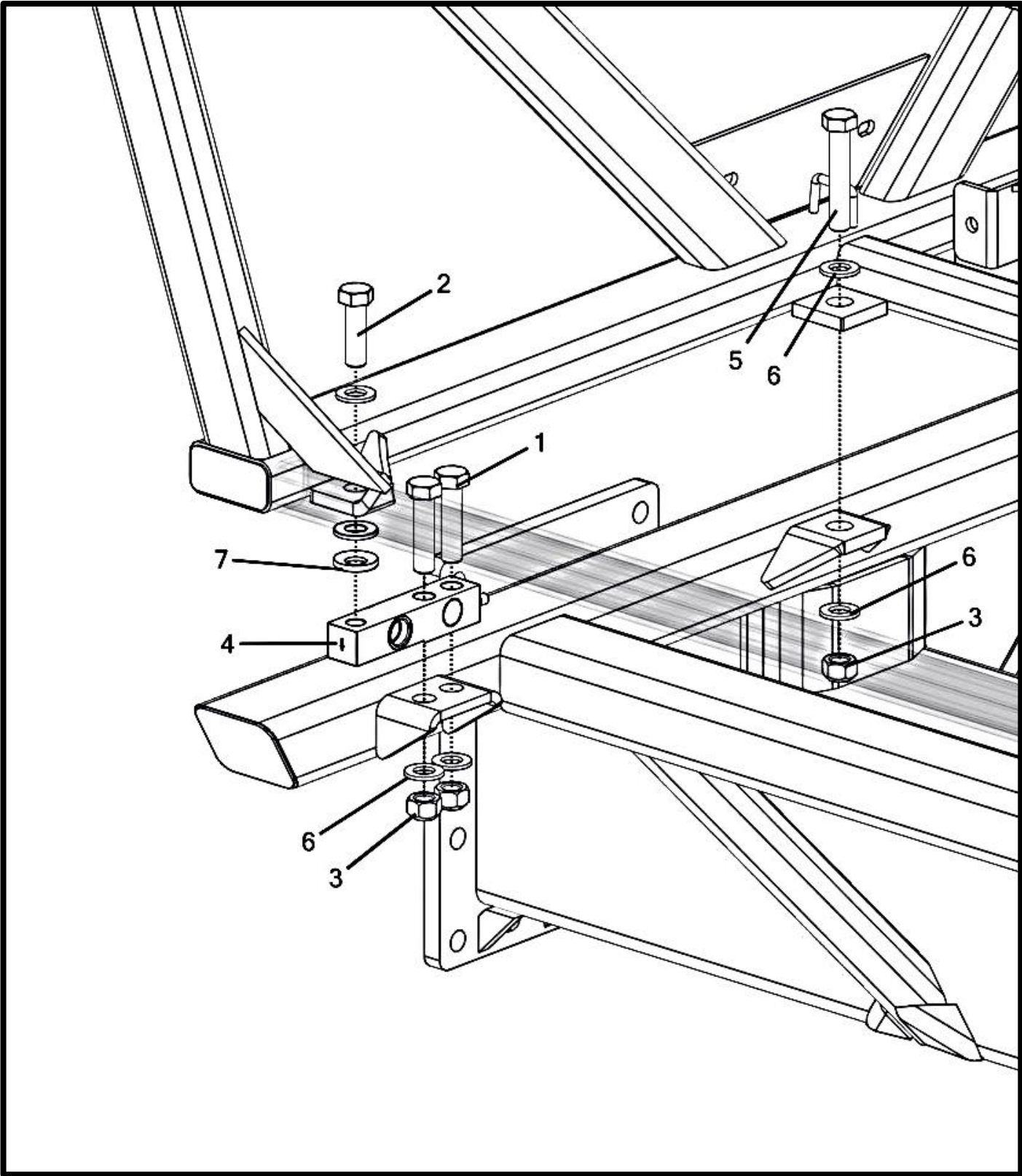


P000273



P002428 / P002470

Scale Kit And Safety Bolt Mounting



P/N's followed by “_” are color coded parts.

Color codes: AA = Black Paint, ZZ = Gray, ZY = Yellow, ZX = White
See inside front cover for details.

7/7/2022 - REV. A

SN#: 8 & 12 Row - 22120 to Current
SN#: 16/18/24 Row - 22151 to Current

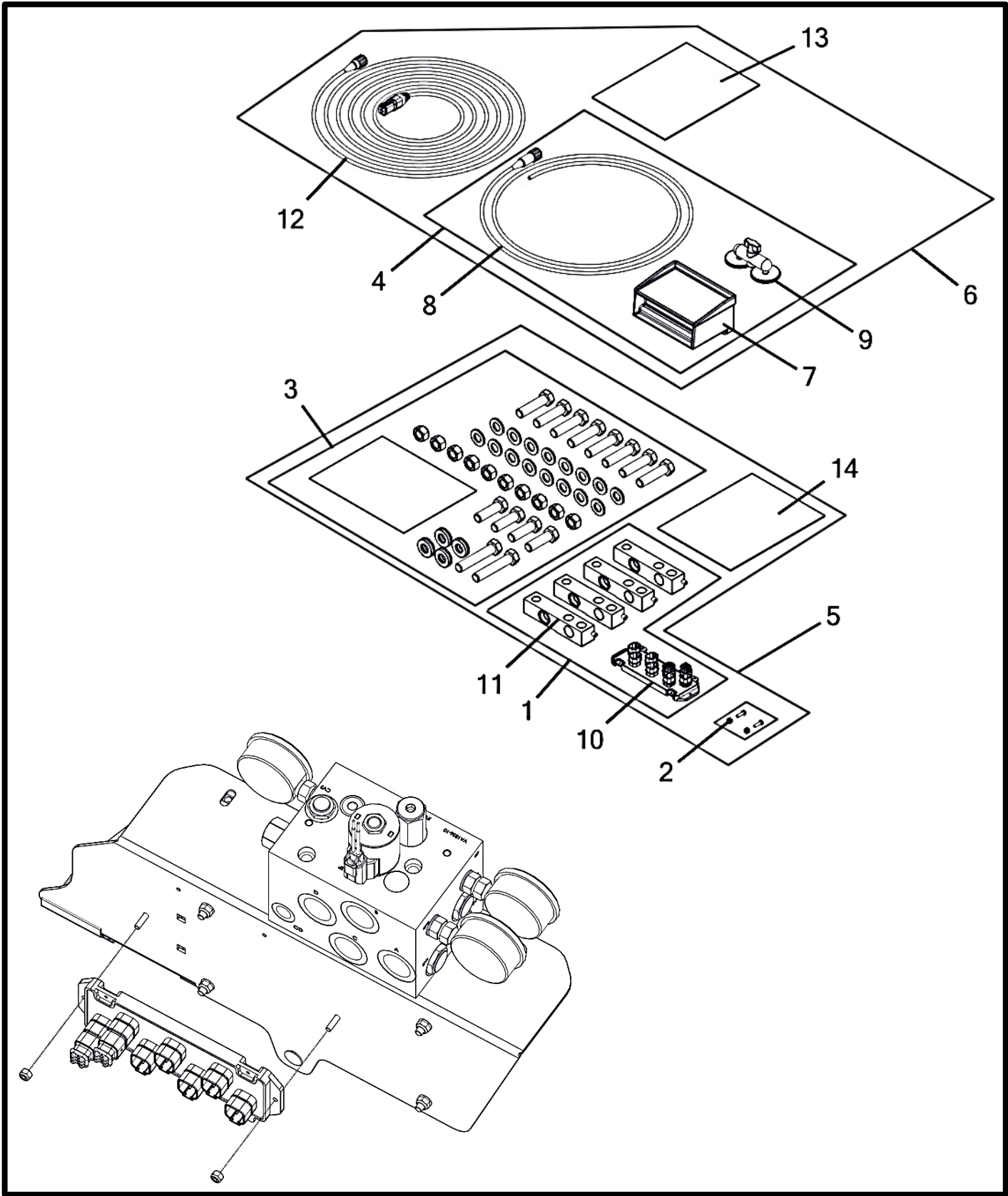
Scale Kit And Safety Bolt Mounting

Item No.	Qty	Part Number	Description
1	8	P000047	Bolt - 3/4-10 x 3 x 1.75 Hex (GR 5 M/S FA) * †
2	4	P000055	Bolt - 3/4-16 x 2.5 x 1.75 Hex (GR 5 M/S FA) * †
3	10	P000061	Nut - 3/4-10 Hex Metal Lock (GR 5 M/S FA) * †
4	4	P000248	Scale - Load Cell (10K)
5	2	P000481	Bolt - 3/4-10 x 4 x 1.75 Hex (GR 5 M/S FA) * †
6	14	P000766	Washer - 3/4" SAE Flat (1.469" OD) (GR 5 M/S FA) * †
7	4	P002146	Washer - 3/4" Self Aligning * †

(*) Included In K002159 - Kit - Scale Hardware (4 Load Cell)(Yellow Zinc)

(†) Included In K002061 - Kit - Scale Hardware (1 Bin ISO) (ISO)

Scale Kit - GT 400 DT 6 Pin Complete



P/N's followed by “_” are color coded parts.

Color codes: AA = Black Paint, ZZ = Gray, ZY = Yellow, ZX = White
See inside front cover for details.

7/7/2022 - REV. A

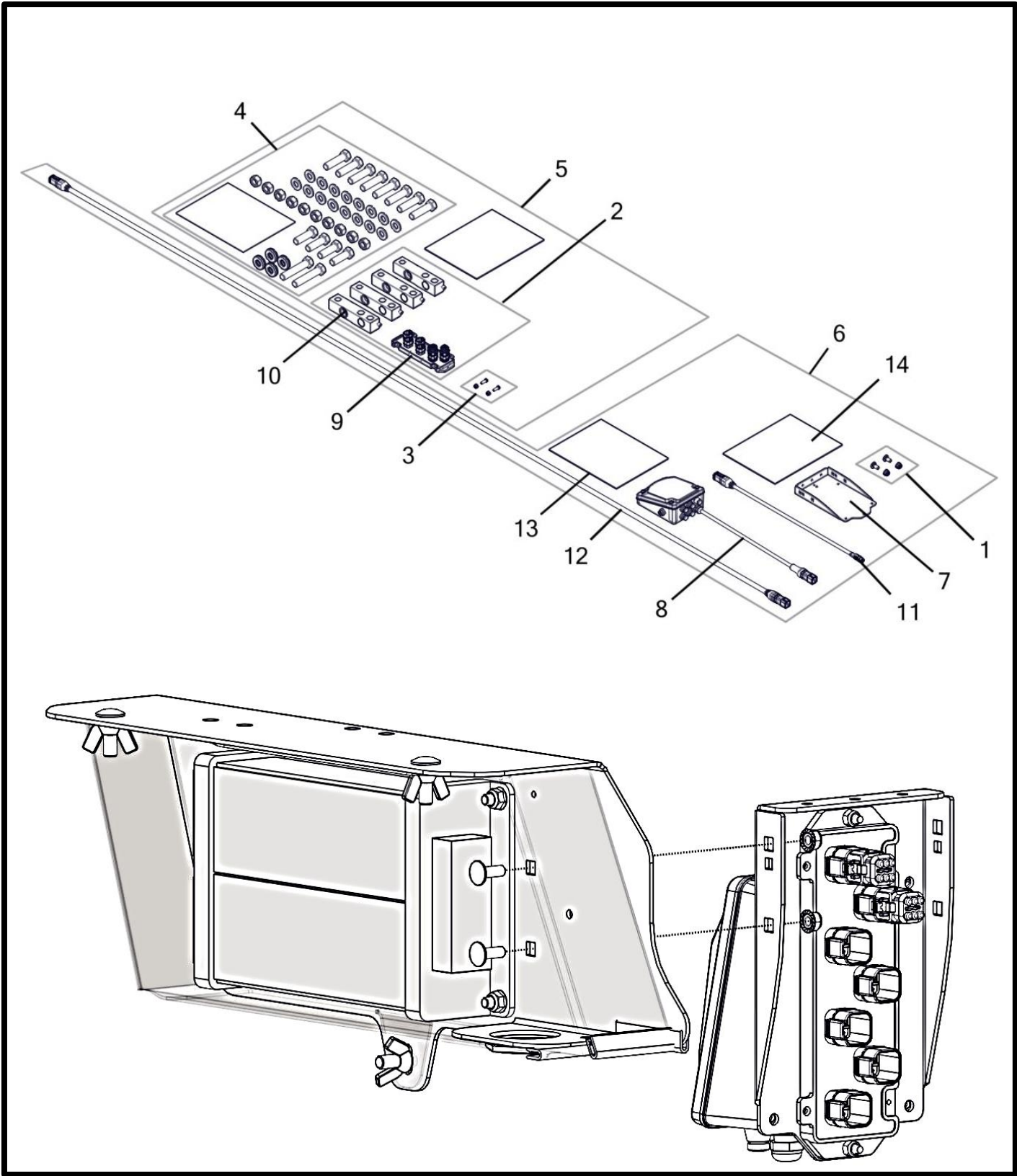
SN#: 8 & 12 Row - 22120 to Current
SN#: 16/18/24 Row - 22151 to Current

Scale Kit - GT 400 DT 6 Pin Complete

Item No.	Qty	Part Number	Description
		K002158	Scale Kit - GT 400 DT 6 Pin Complete
1	1	K002153	Kit - Base DT 6 Pin Load Cell
2	1	K002155	Kit - J-Block (DT 6 Pin) Mount Hardware
3	1	K002159	Kit - Scale Hardware (4 Load Cell)(Yellow Zinc)
4	1	K002161	Kit - GT 400 Display Components
5	1	K002163	Scale Kit - Gen 1 Base DT 6 Pin
6	1	K002164	Scale Kit - GT 400 DT 6 Pin Add-On
7	1	P000448	Indicator - Digi-Star Scale Serial (Display)
8	1	P000451	Cable - 10' Scale Power (Digi-Star)
9	1	P000452	Mount - Scale Indicator Ram (Digi-Star)
10	1	P002732	Block - DT 6 Pin, 7 Port Junction
11	4	P002739	Scale - Load Cell (10K) w/DT 6 Pin (14')
12	1	P002745	Harness - DT 6 Pin To GT 400 4 Pin Molex (45')
13	1	P002894	Document - GT 400 Installation Instructions
14	1	P003150	Document - J-Block Mounting Instructions (2021+)

Extension Harnesses		
GT400 Extensions:	P000440	Cable - 10' Scale Extension Cable (Digi-Star)
	P000441	Cable - 30' Scale Extension Cable (Digi-Star)
	P000442	Cable - 55' Scale Extension Cable (Digi-Star)
DT06 Extensions:	P002744	Harness - DT 6 Pin Extension (10')
	P002487	Harness - DT 6 Pin Extension (15')
	P002747	Harness - DT 6 Pin Extension (30')
	P002748	Harness - DT 6 Pin Extension (55')

Scale Kit - ISO DT 6 Pin Complete (4 Load Cell)



P/N's followed by “_” are color coded parts.

Color codes: AA = Black Paint, ZZ = Gray, ZY = Yellow, ZX = White
See inside front cover for details.

7/7/2022 - REV. A

SN#: 8 & 12 Row - 22120 to Current
SN#: 16/18/24 Row - 22151 to Current

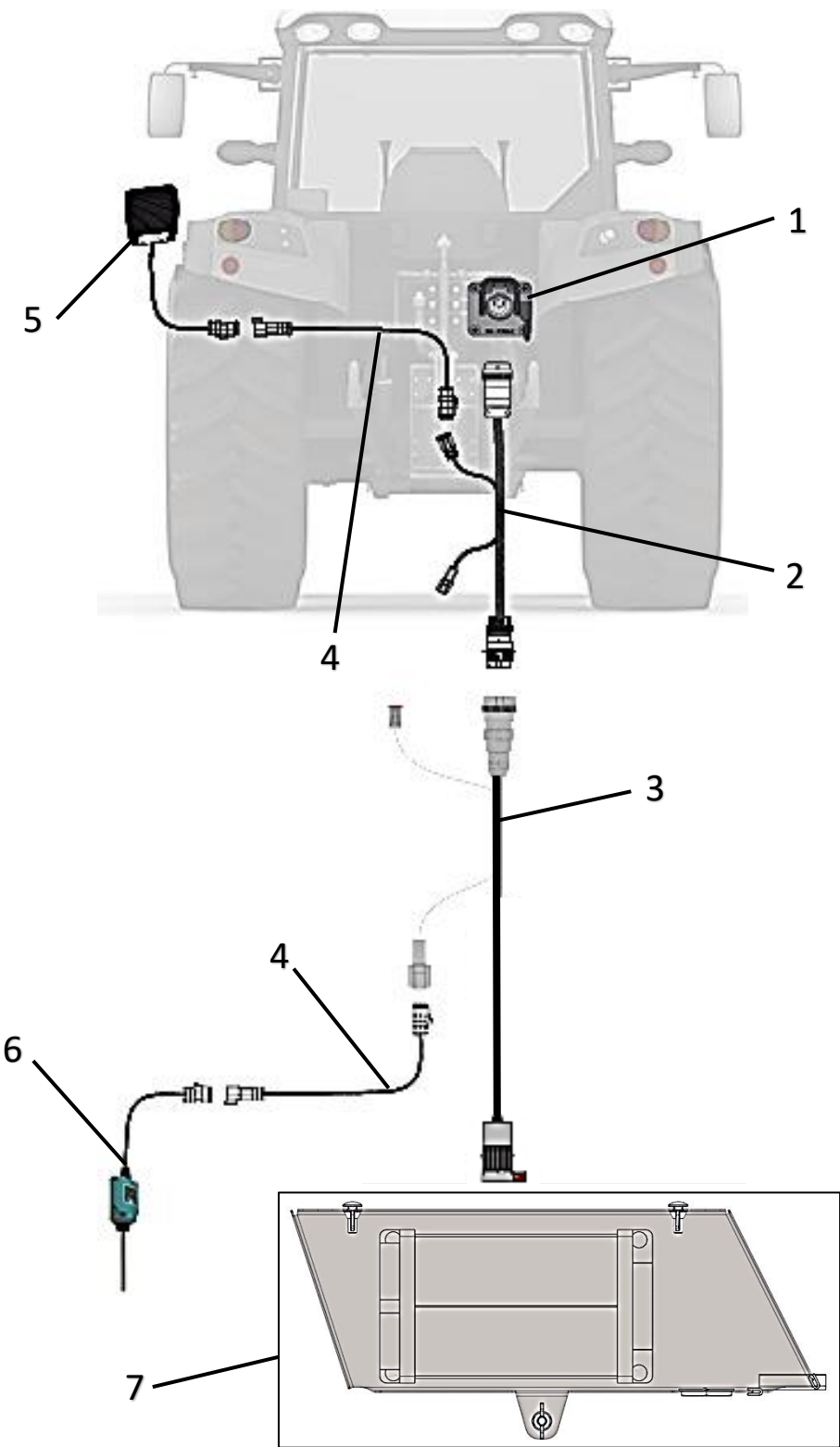
Scale Kit - ISO DT 6 Pin Complete (4 Load Cell)

Item No.	Qty	Part Number	Description
		K002156	Scale Kit - ISO DT 6 Pin Complete (4 Load Cell)
1	1	K002041	Kit - J-Box Mount Hardware Gen 1I
2	1	K002153	Kit - Base DT 6 Pin Load Cell
3	1	K002155	Kit - J-Block (DT 6 Pin) Mount Hardware
4	1	K002159	Kit - Scale Hardware (4 Load Cell)(Yellow Zinc)
5	1	K002163	Scale Kit - Gen 1 Base DT 6 Pin
6	1	K002165	Scale Kit - ISO DT 6 Pin Add-On
7	1	M003359	Mount - J-Box / ISO Scale ECU Mag.
8	1	P002279	Node - Scale Link 2 140 Digi-Star ISO
9	1	P002732	Block - DT 6 Pin, 7 Port Junction
10	4	P002739	Scale - Load Cell (10K) w/DT 6 Pin (14')
11	1	P002743	Harness - DT06 to M12 ISO Scale (2')
12	1	P002744	Harness - DT 6 Pin Extension (10')
13	1	P002846	Document - Gen 1 Scale Set-up Guide
14	1	P003151	Document - Digi-Star ISO Node Mounting Instructions

Extension Harnesses		
DT06 Extensions:	P002744 *	Harness - DT 6 Pin Extension (10')
	P002487 *	Harness - DT 6 Pin Extension (15')
	P002747 *	Harness - DT 6 Pin Extension (30')
	P002748 *	Harness - DT 6 Pin Extension (55')

(*) Only to be used between J-Block (P002732) and Scale Link (P002279). Using these harnesses to extend the link on the ISOBUS breaks ISO standards and may cause instability.

Montag Dry Rate Controller Harness



P/N's followed by “_” are color coded parts.

Color codes: AA = Black Paint, ZZ = Gray, ZY = Yellow, ZX = White
See inside front cover for details.

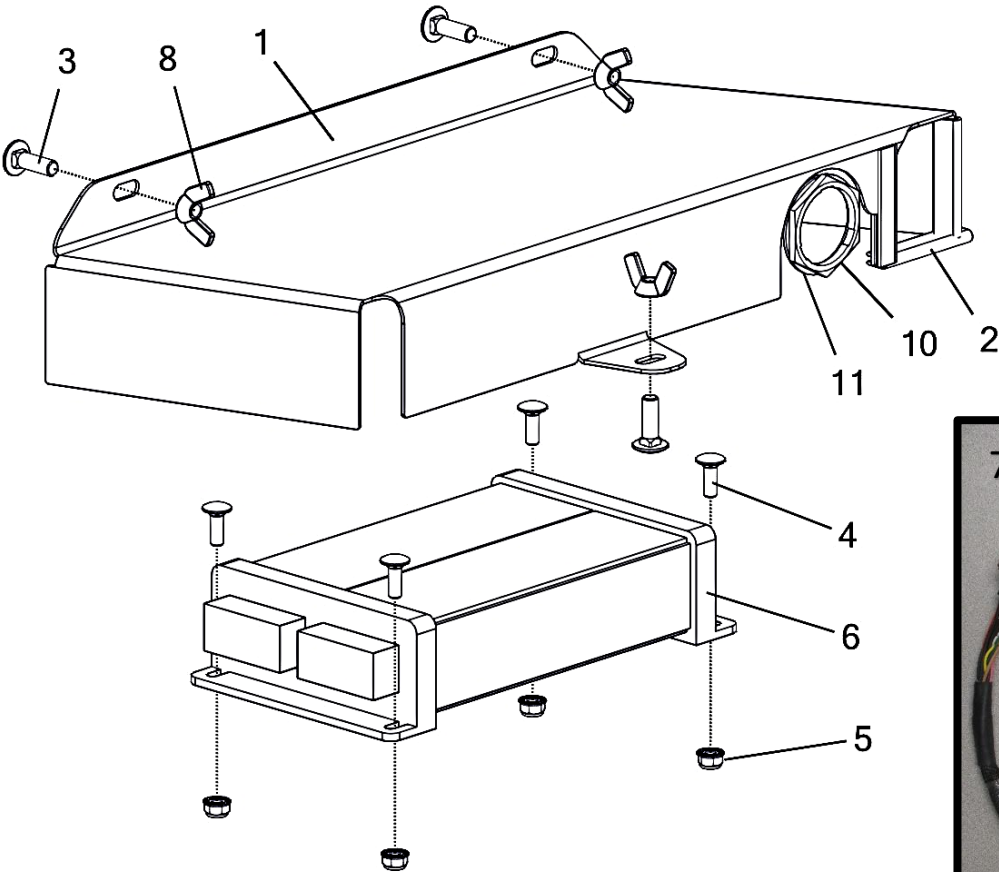
7/7/2022 - REV. A

SN#: 8 & 12 Row - 22120 to Current
SN#: 16/18/24 Row - 22151 to Current

Montag Dry Rate Controller Harness

Item No.	Description	P/N	Montag P/N
1	Tractor ISO Connection		
2	Harness - ISOBUS To ISOBUS Cable Extension (13')	ME0502040-13	P002423
	Harness - ISOBUS To ISOBUS Cable Extension (28')	ME0502040-28	P002424
	Harness - ISOBUS To ISOBUS Cable Extension (43')	ME0502040-43	P002425
3	Harness - ISOBUS to ECU Cable (13')	ME0502001-13	P002410
	Harness - ISOBUS to ECU Cable (28')	ME0502001-28	P002334
	Harness - ISOBUS to ECU Cable (43')	ME0502001-43	P002395
4	Harness - Foot Pedal Master Switch Extension (15')	ME052001	P002341
5	Switch - Remote Foot Pedal Master	ME052000	P002340
6	Sensor - Implement Height Switch		K002504
7	Kit - Montag Gen 1 Dry Rate Controller (2021+)		K002503_ _

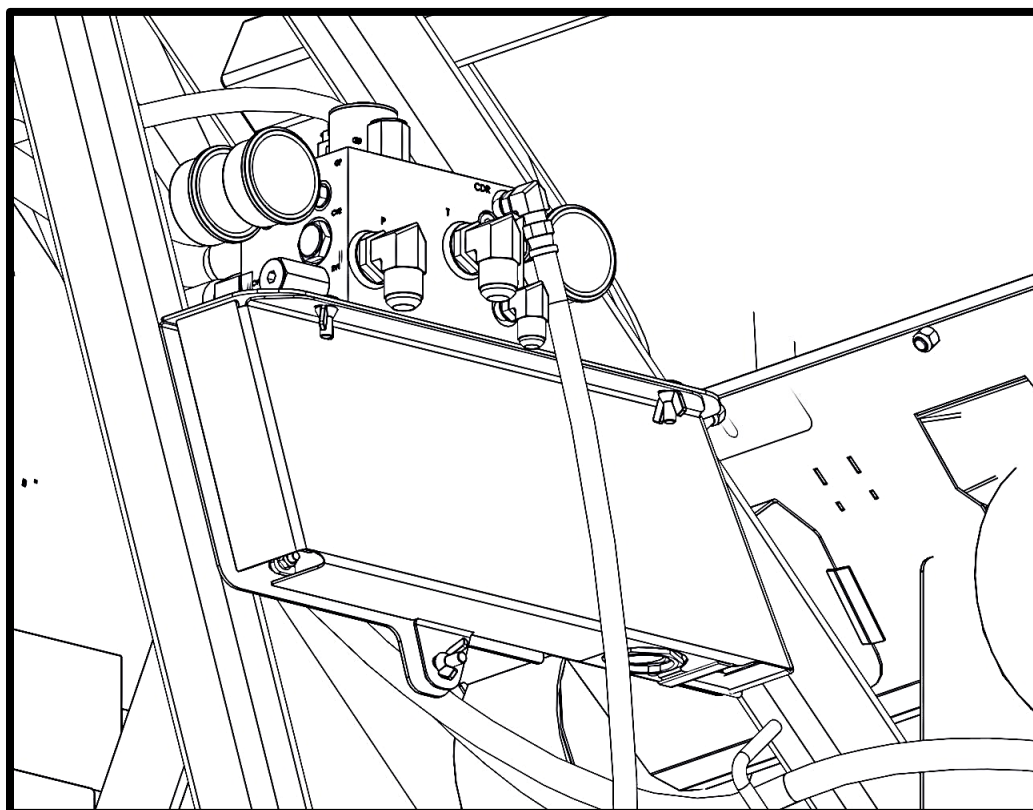
Montag Dry Rate Controller



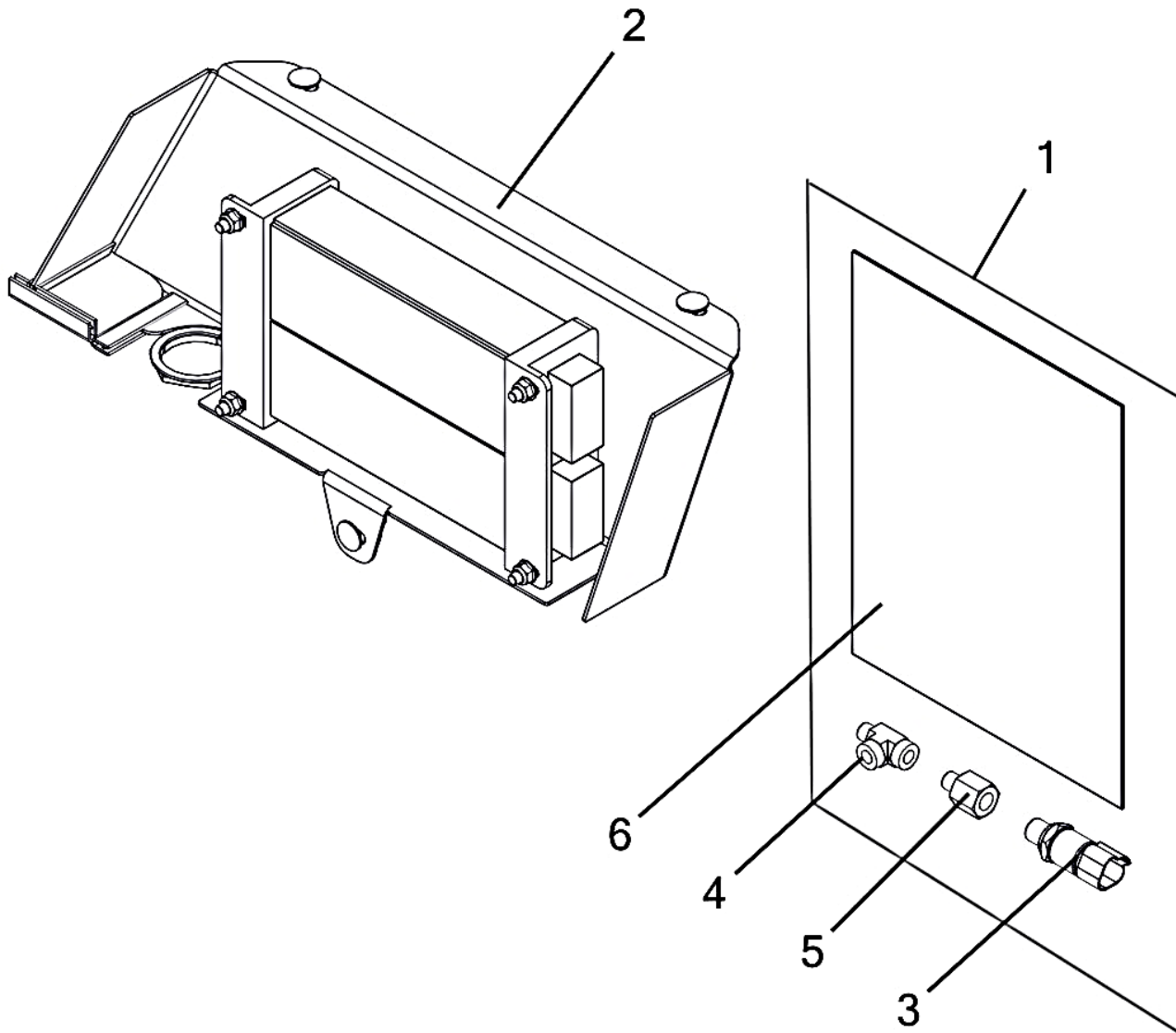
Montag Dry Rate Controller

Item No.	Qty	P/N:	Part Number	Description
			A002503_ _	Kit - Montag Gen 1 Dry Rate Controller (2021+)
1	1		M003639	Shield - Montag Gen 1 ECU Cover
2	3		M003694	Trim - Edge (100B3X5-32 X 2.5")
3	3		P000094	Bolt - 5/16-18 x 1 x 1 Carriage (F593 304 S/S FB) *
4	4		P000853	Bolt - 1/4-20 x 0.75 x 0.75 Carriage (F593 304 S/S FB) *
5	4		P002291	Nut - 1/4-20 Flange Nylon Lock (18-8 S/S FB) *
6	1	ME0814000	P002335	ECU - Montag Dry Rate Controller (ME0814000)
7	1	ME0502039	P002406	Harness - ISO Tee (ECU, Digi-Star/Tractor 16 Pin, ISO Plug)(ME0502039)
8	3		P002854	Nut - 5/16-18 Wing (Nylon 6/6 FB) (Black) *
9	1	ME0514039	P003127	Harness - Montag Dry RC Gen 1 Implement (ME0514039)
10	1		P003139	Nut - Panel, Size 24, HD30 (112263-90)
11	1		P003140	Washer - Lock, Size 24, HD30 (112264)

(*) Included In K002505 - Kit - Montag Gen 1 Dry Rate Controller (2021+) Hardware



Montag Dry Rate Controller w/Air Pressure Sensor



P/N's followed by “_” are color coded parts.

Color codes: AA = Black Paint, ZZ = Gray, ZY = Yellow, ZX = White
See inside front cover for details.

7/7/2022 - REV. A

SN#: 8 & 12 Row - 22120 to Current
SN#: 16/18/24 Row - 22151 to Current

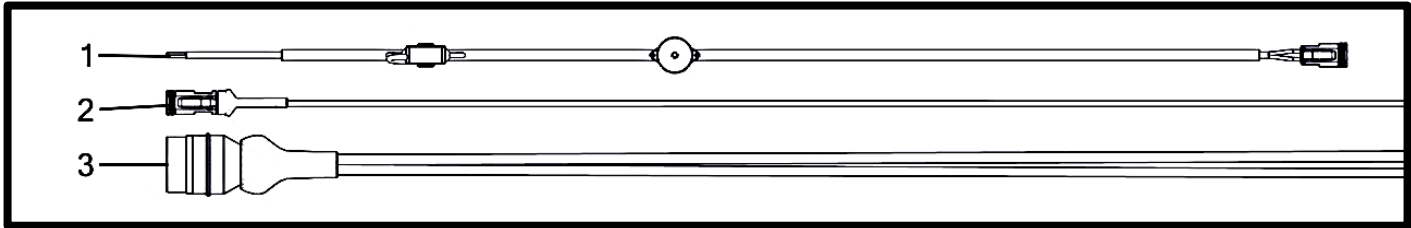
Montag Dry Rate Controller w/Air Pressure Sensor

Item No.	Qty	Part Number	Description
		K002517	Kit - Tech Pkg, Gen 1 MDRC w/ Air Pressure Sensor
1	1	K002214	Kit - Fan Air Pressure Sensor Add-On Kit (4-20 MA)
2	1	K002503_ _	Kit - Montag Gen 1 Dry Rate Controller (2021+)
3	1	P002731	Sensor - Air Pressure 3-Pin (0-3.6 psi) (1/4 NPT) *
4	1	P002904	Fitting - Hyd - 1=#2 M Pipe, 2&3=#2 F Pipe Tee *
5	1	P002905	Fitting - Hyd - #2 M Pipe x #4 F Pipe Straight *
6	1	P002910	Document - Air Pressure Add-on Installation Guide *

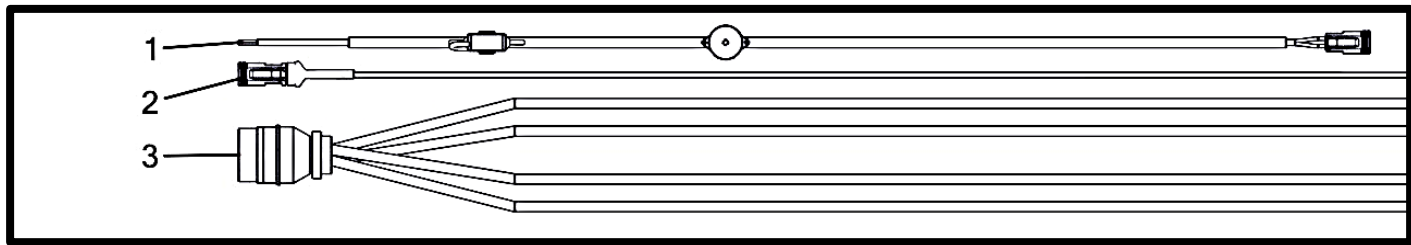
(*) Included In K002214 - Kit - Fan Air Pressure Sensor Add-On Kit (4-20 MA)

TECH. PACKAGES

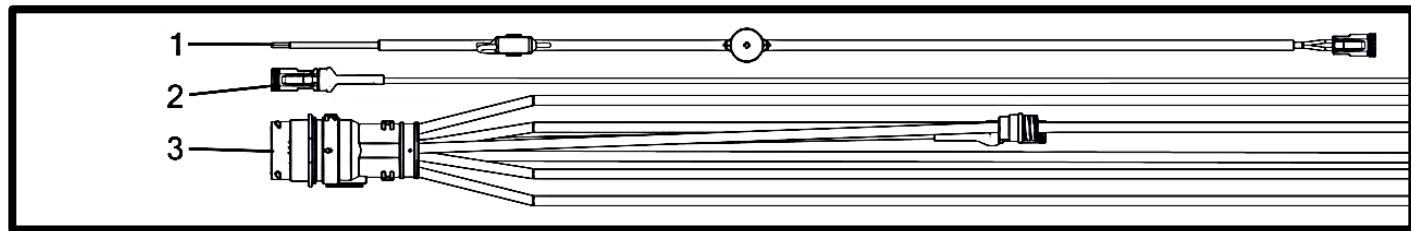
37 Pin, 1 Section



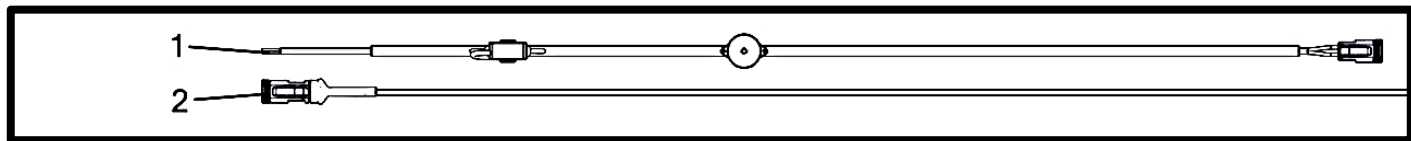
37 Pin, 2 Product



47 Pin, 1&2 Section



No Controller Harness



TECH. PACKAGES

37 Pin, 1 Section

Item No.	Qty	Part Number	Description
		K002246	Kit - Tech Pkg, 37 Pin 1 Section
1	1	P000374	Wire Harness - Case Drain Pressure Alarm
2	1	P000377	Harness - DT 2 Pin Extension (50')
3	1	P002038	Harness - 37 Pin GreenStar RC (Single Product/Section) (12V Encoder)

37 Pin, 2 Product

Item No.	Qty	Part Number	Description
		K002247	Kit - Tech Pkg, 37 Pin 2 Section
1	1	P000374	Wire Harness - Case Drain Pressure Alarm
2	1	P000377	Harness - DT 2 Pin Extension (50')
3	1	P002070	Harness - 37 Pin GreenStar RC (Dual Product/Section) (12V Encoder)

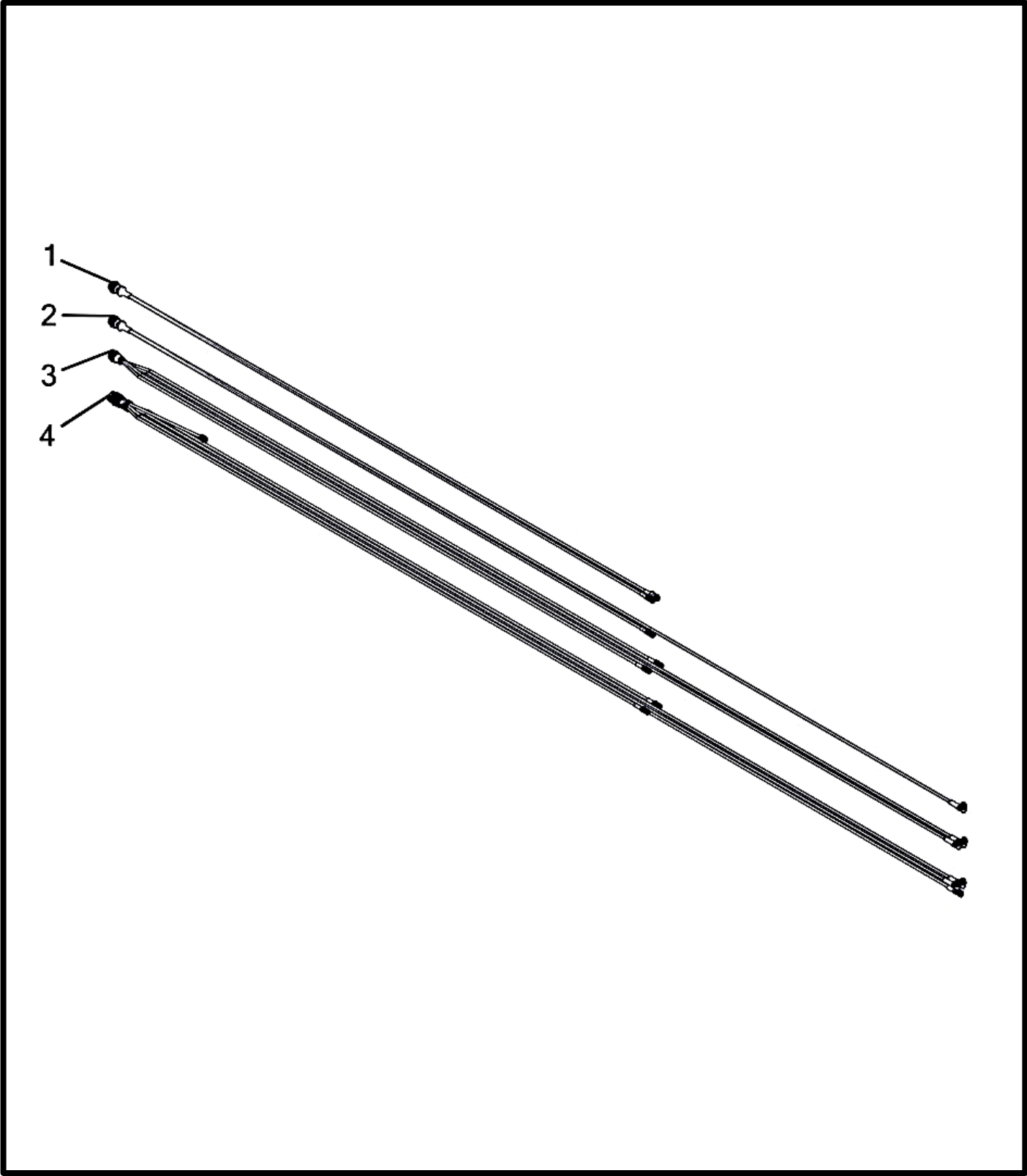
47 Pin, 1&2 Section

Item No.	Qty	Part Number	Description
		K002248	Kit - Tech Pkg, 47 Pin 1&2 Section
1	1	P000374	Wire Harness - Case Drain Pressure Alarm
2	1	P000377	Harness - DT 2 Pin Extension (50')
3	1	P003041	Harness - 47 Pin JDRC 2000 Gen II Product (Dual Product/Section)

No Controller Harness

Item No.	Qty	Part Number	Description
		K002273	Kit - Tech Pkg, No Controller Harness
1	1	P000374	Wire Harness - Case Drain Pressure Alarm
2	1	P000377	Harness - DT 2 Pin Extension (50')

Electrical Harnesses



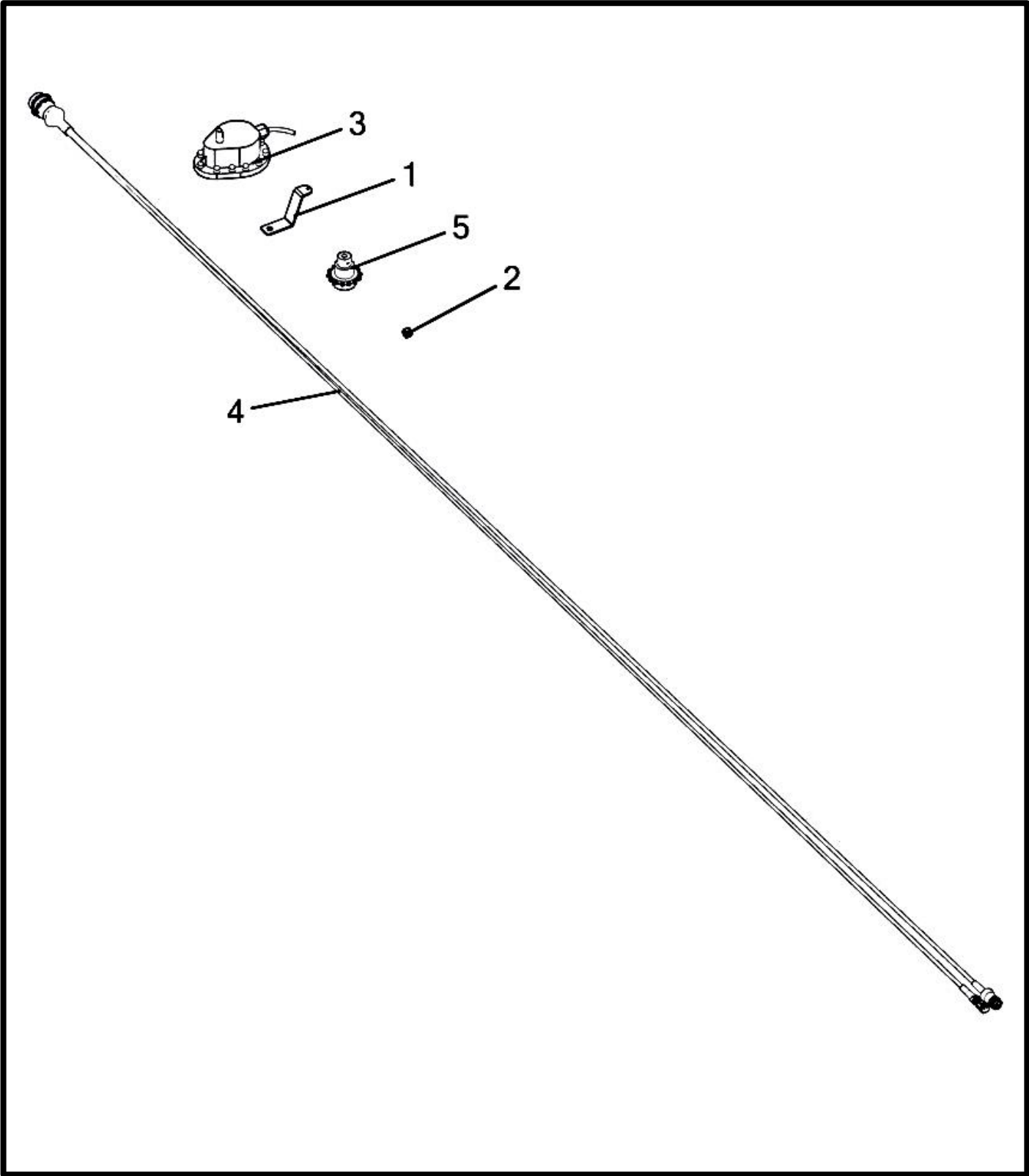
Electrical Harnesses

Item No.	Qty	Part Number	Description
1	1	P000717	Harness - 37 Pin Greenstar RC (Single Product/Section)(5V Encoder) * JDRC compatible
2	1	P002038	Harness - 37 Pin Greenstar RC (Single Product/Section)(12V Encoder) * JDRC compatible *
3	1	P002070	Harness - 37 Pin Greenstar RC (Dual Product/Section)(12V Encoder) * JDRC compatible *
4	1	P003041	Harness - 47 Pin JDRC 2000 Gen II Product (Dual Product/Section)

(*) Requires P002831 To Be Compatible W/Raven SCS 4400 Console

(†) Not compatible with JD Greenstar Rate Controller Dry

Kit - 1 Section Gen 1 Raven Encoder Add-on



Kit - 1 Section Gen 1 Raven Encoder Add-on

Item No.	Qty	Part Number	Description
		K002006	Kit - 1 Section Gen 1 Raven Encoder Add-on
1	1	M000622	Bracket - Encoder
2	1	P000105	Nut - 3/8-16 Hex Nylon Lock (F594 316 S/S FB)
3	1	P000160	Encoder - Raven
4	1	P000717	Harness - 37 Pin Greenstar RC (Single Product/Section)(5V Encoder)
5	1	W000076	Sprocket - Encoder (Raven)



NOTES

NOTES



Montag Manufacturing, Inc.
3816 461st Avenue
Emmetsburg, IA 50536
Phone: (712) 852-4572
FAX: (712) 852-4574

Tech Support: (712) 852-4572
or
support@montagmfg.com

Visit us at:
www.montagmfg.com