



MONTAG MFG.

GEN I 2019

Serial Numbers 21131, 21198 - 21_ _ _

PARTS MANUAL



Color coded parts are denoted in this catalog by “__” following the p/n. When ordering replacement parts, color coded parts need to be ordered w/ their corresponding color suffix. The following is a list of color codes:

AA = Black Paint

ZZ = Gray Poly

ZY = Yellow Poly

ZX = White Poly

For example, when ordering a M001018__ in black, you would order M001018AA at time of ordering. Failure to add the color code may result in getting an unpainted part, rather than a painted one.

2019 model year changes are marked in the Part Number column with the following designations:

(N) - Non-Retrofittable 2019 change (**will not** work with previous models)

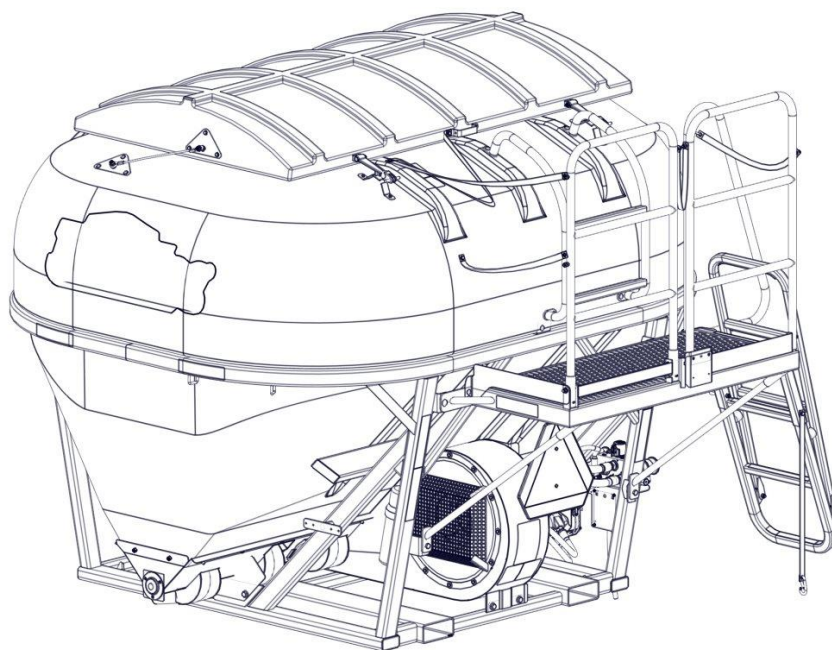
(R) - Retrofittable 2019 change (**will** work with previous model)

| List Of Operations Manuals For Gen I | |
|--------------------------------------|---|
| P002393 | Document - Montag Mfg 2018 Operators Manual (Vol. 4) |
| P002956 | Document - Montag DRC Operation Manual For 2.02.02.00 |

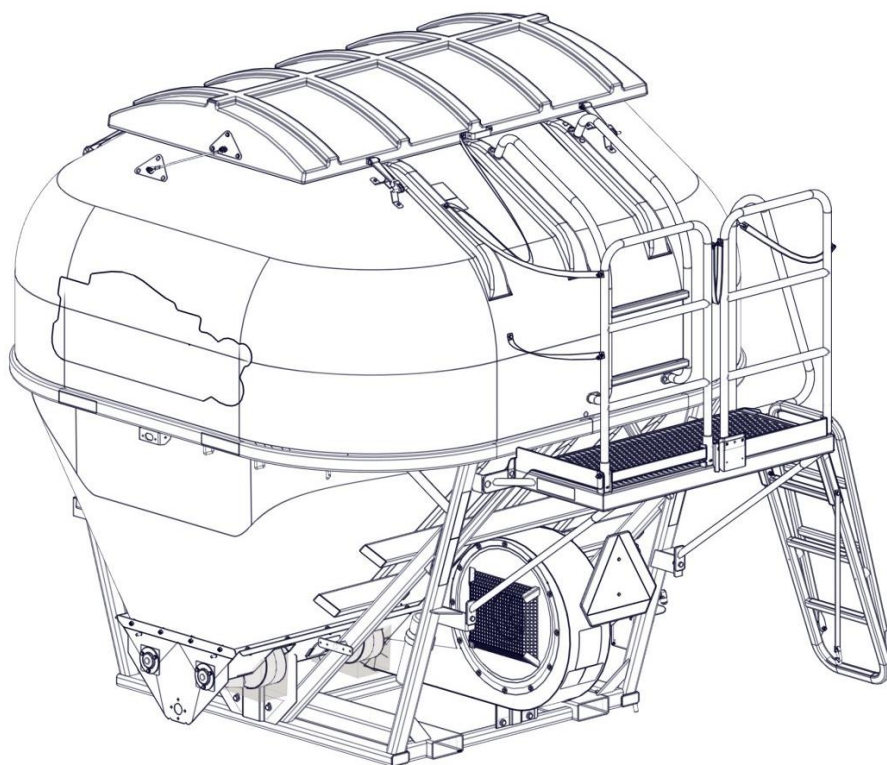
GEN I 2019

| | |
|---|-------|
| GEN I AVAILABLE CONFIGURATIONS..... | 04-05 |
| GEN I OVERVIEW..... | 06-07 |
| 6 And 9 Ton Cradles..... | 08-09 |
| METERS | |
| Meter Options..... | 10-11 |
| Single Auger Drive | 12-13 |
| Twin Auger Drive..... | 14-15 |
| Replaceable Meter Parts..... | 16-17 |
| Two Section Meter - Center Bearings..... | 18-19 |
| Two Section Meter - Motor And Hydraulic Block..... | 20-21 |
| Fan Assembly and Hardware..... | 22-23 |
| Meter And Fan Supports..... | 24-25 |
| Auger Variations..... | 26-27 |
| TANKS | |
| Tanks - 6 and 9 Ton Tanks..... | 28-29 |
| Lid - Deck Side..... | 30-31 |
| Lid - Non-Deck Side..... | 32-33 |
| Inside Tank..... | 34-35 |
| Inside Tank Ladder..... | 36-37 |
| Tank to Meter..... | 38-39 |
| Handrails - 6 and 9 Ton..... | 40-41 |
| HYDRAULICS | |
| Hydraulic Block - Fitting and Hardware..... | 42-43 |
| Hydraulic Block - Components..... | 44-45 |
| Two Section Secondary Block..... | 46-47 |
| Fan Motor..... | 48-49 |
| Hydraulic Hoses and Motors..... | 50-51 |
| Two Section Hydraulic Hoses and Motors..... | 51-52 |
| ACCESSORIES | |
| Manual Holder / Density Scale / Air Gauge..... | 53-54 |
| Slow Moving Vehicle Sign..... | 55-56 |
| Deck - 6 Ton Folding Complete..... | 57-58 |
| Deck - 9 Ton Folding Complete..... | 59-60 |
| Deck Universal..... | 61-62 |
| Deck Ladder - 6 Ton..... | 64-65 |
| Deck Ladder - 9 Ton..... | 66-67 |
| Decals - Left Side..... | 68-69 |
| Decals - Right Side..... | 70-71 |
| SCALES | |
| Scale Kit and Safety Bolt Mounting..... | 72-73 |
| Scale Kit - GT 400 DT 6 Pin Complete..... | 74-75 |
| Scale Kit - ISO DT 6 Pin Complete (4 Load Cell)..... | 76-77 |
| ELECTRICAL HARNESSSES | |
| Montag Dry Rate Controller Harness..... | 78-79 |
| Montag Dry Rate Controller..... | 80-81 |
| Montag Dry Rate Controller w/Air Pressure Sensor..... | 82-83 |
| Tech Packages..... | 84-85 |
| Electrical Harnesses..... | 86-87 |
| 1 Section Gen I Raven Encoder Add-on Kit..... | 88-89 |
| 2 Section Gen I Raven Encoder Add-on Kit..... | 90-91 |

List Of Available Gen I Configurations



6 Ton Unit - 8 Row High Output 1 Section Meter Assembly



9 Ton Unit - 16 Row Standard 1 Section Meter Assembly

P/N's followed by “_ _” are color coded parts.

Color codes: AA = Black Paint, ZZ = Gray, ZY = Yellow, ZX = White

See inside front cover for details.

2/14/2019 - REV. A

SN#: 21131, 21198 - 21_ _ _

List Of Available Gen I Configurations

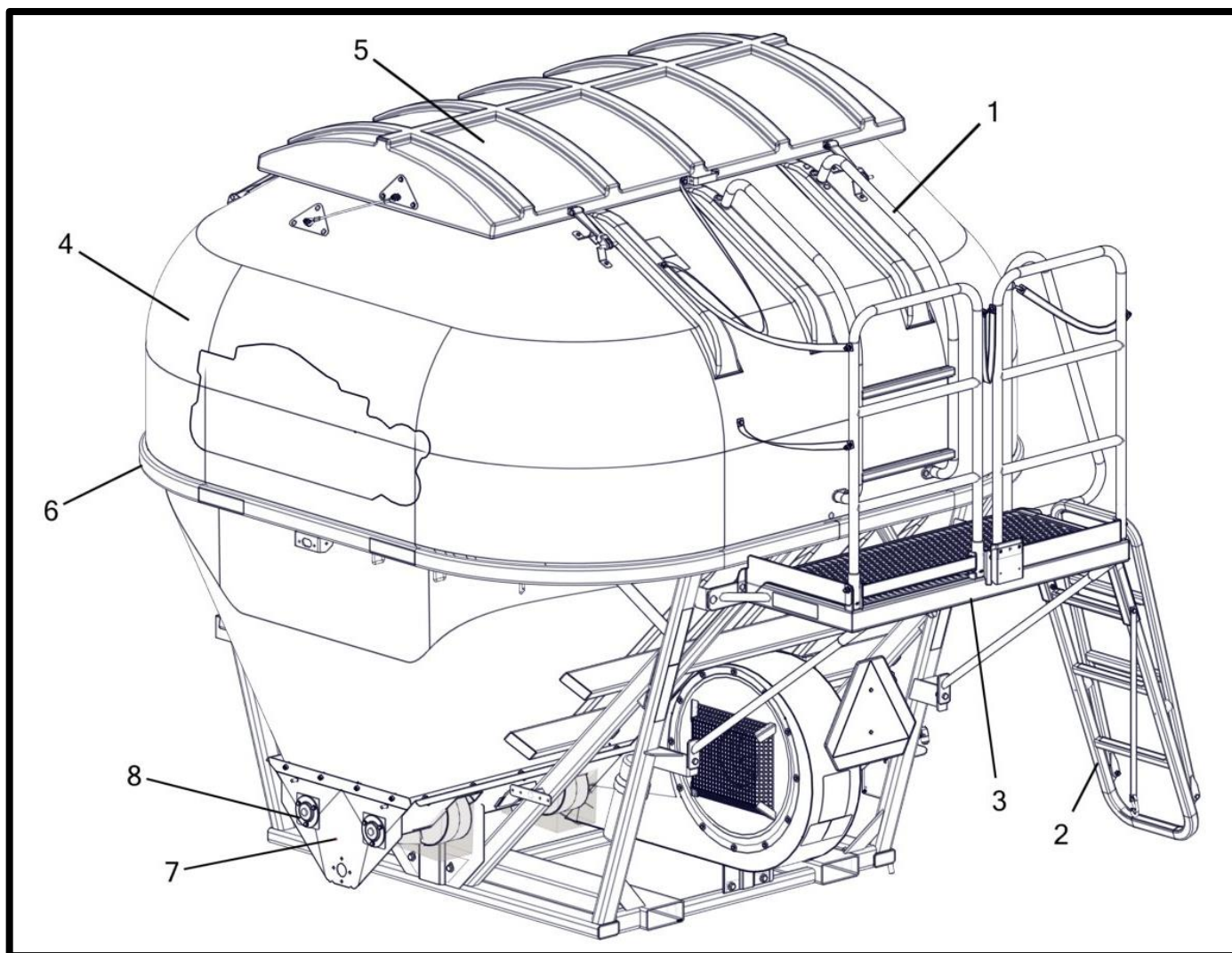
6 TON UNITS

| | |
|---------|--|
| S08A611 | 6 Ton Unit - 8 Row Standard 1 Section Meter Assembly |
| S08B611 | 6 Ton Unit - 8 Row High Output 1 Section Meter Assembly |
| S08B621 | 6 Ton Unit - 8 Row High Output Twin Bin Meter Assembly |
| S12A611 | 6 Ton Unit - 12 Row Standard 1 Section Meter Assembly |
| S12B611 | 6 Ton Unit - 12 Row High Output 1 Section Meter Assembly |
| S12B621 | 6 Ton Unit - 12 Row High Output Twin Bin Meter Assembly |
| S16A611 | 6 Ton Unit - 16 Row Standard 1 Section Meter Assembly |
| S16B611 | 6 Ton Unit - 16 Row High Output 1 Section Meter Assembly |
| S16A612 | 6 Ton Unit - 16 Row Standard 2 Section Meter Assembly |
| S16B612 | 6 Ton Unit - 16 Row High Output 2 Section Meter Assembly |
| S18A611 | 6 Ton Unit - 18 Row Standard 1 Section Meter Assembly |
| S18A612 | 6 Ton Unit - 18 Row Standard 2 Section Meter Assembly |
| S18B611 | 6 Ton Unit - 18 Row High Output 1 Section Meter Assembly |
| S18B612 | 6 Ton Unit - 18 Row High Output 2 Section Meter Assembly |
| S24B611 | 6 Ton Unit - 24 Row High Output 1 Section Meter Assembly |
| S24B612 | 6 Ton Unit - 24 Row High Output 2 Section Meter Assembly |

9 TON UNITS

| | |
|---------|--|
| S08A911 | 9 Ton Unit - 8 Row Standard 1 Section Meter Assembly |
| S08B911 | 9 Ton Unit - 8 Row High Output 1 Section Meter Assembly |
| S08B921 | 9 Ton Unit - 8 Row High Output Twin Bin Meter Assembly |
| S12A911 | 9 Ton Unit - 12 Row Standard 1 Section Meter Assembly |
| S12B911 | 9 Ton Unit - 12 Row High Output 1 Section Meter Assembly |
| S12B921 | 9 Ton Unit - 12 Row High Output Twin Bin Meter Assembly |
| S16A911 | 9 Ton Unit - 16 Row Standard 1 Section Meter Assembly |
| S16B911 | 9 Ton Unit - 16 Row High Output 1 Section Meter Assembly |
| S16A912 | 9 Ton Unit - 16 Row Standard 2 Section Meter Assembly |
| S16B912 | 9 Ton Unit - 16 Row High Output 2 Section Meter Assembly |
| S18A911 | 9 Ton Unit - 18 Row Standard 1 Section Meter Assembly |
| S18A912 | 9 Ton Unit - 18 Row High Output 2 Section Meter Assembly |
| S18B911 | 9 Ton Unit - 18 Row High Output 1 Section Meter Assembly |
| S18B912 | 9 Ton Unit - 18 Row High Output 2 Section Meter Assembly |
| S24B911 | 9 Ton Unit - 24 Row High Output 1 Section Meter Assembly |
| S24B912 | 9 Ton Unit - 24 Row High Output 2 Section Meter Assembly |

Gen I Overview **(Model Shown Is S16A911 -** **9 Ton Unit - 16 Row Standard 1 Section)**



P/N's followed by “_ _” are color coded parts.

Color codes: AA = Black Paint, ZZ = Gray, ZY = Yellow, ZX = White

See inside front cover for details.

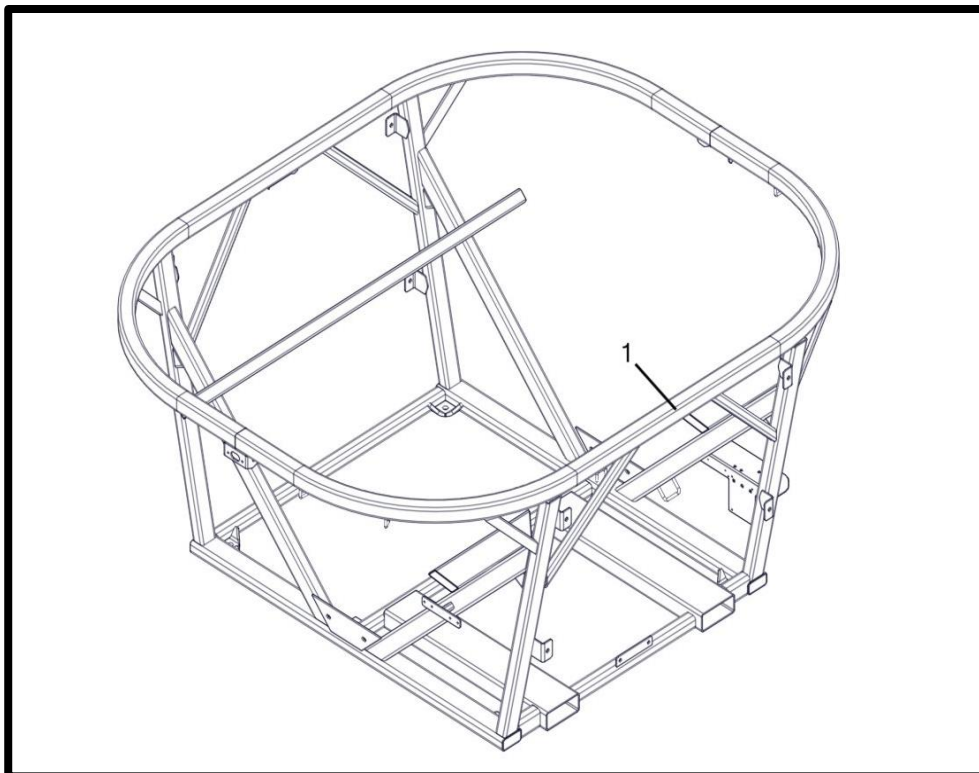
2/14/2019 - REV. A

SN#: 21131, 21198 - 21_ _ _

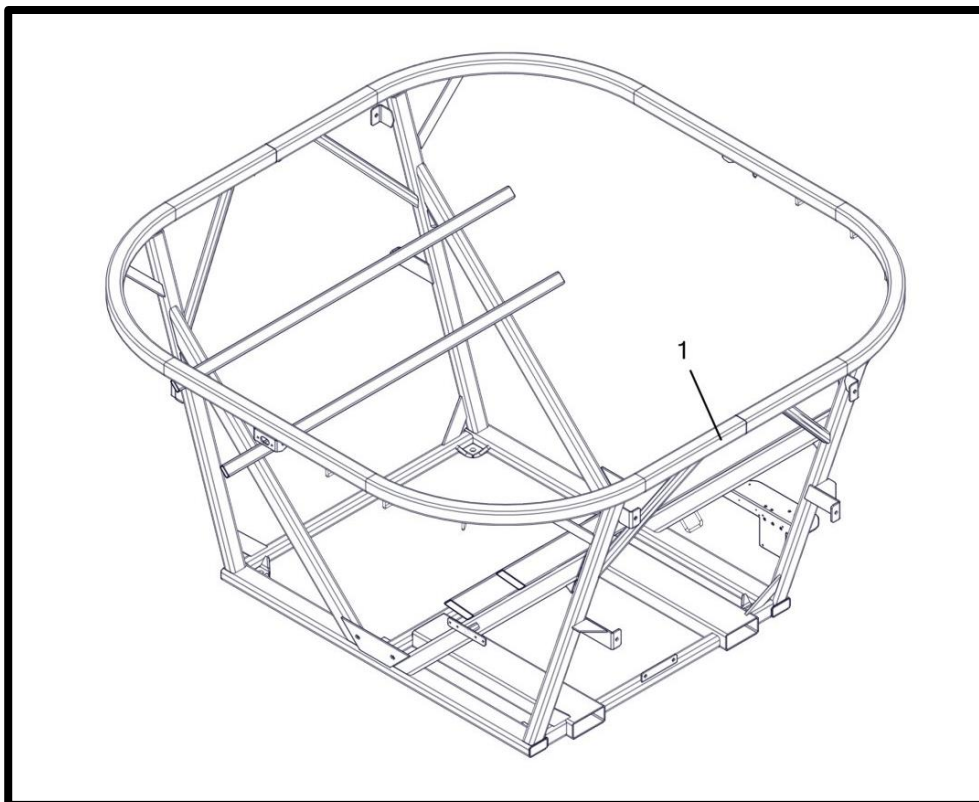
Gen I Overview

| Item No. | Qty | Description |
|----------|-----|-------------------------|
| 1 | 1 | Ladder - Tank Hand Rail |
| 2 | 1 | Ladder - Folding |
| 3 | 1 | Deck - Universal |
| 4 | 1 | Tank - Poly |
| 5 | 1 | Tank Lid - Poly |
| 6 | 1 | Cradle - Dry Tank |
| 7 | 1 | Meter |
| 8 | 2 | Auger - Standard Hex |

6 Ton Cradle



9 Ton Cradle



P/N's followed by "__" are color coded parts.

Color codes: AA = Black Paint, ZZ = Gray, ZY = Yellow, ZX = White

See inside front cover for details.

2/14/2019 - REV. A

SN#: 21131, 21198 - 21__

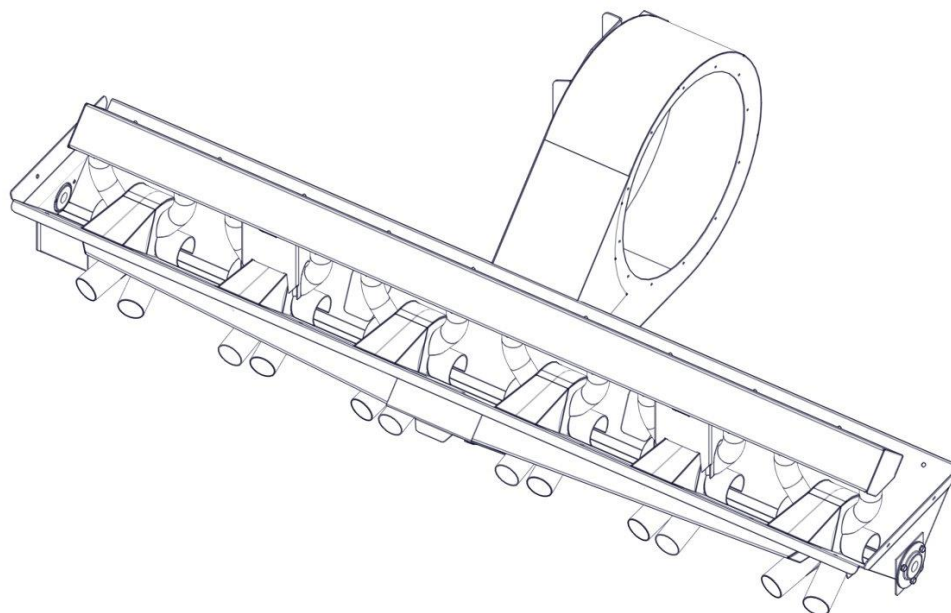
6 Ton Cradle

| Item No. | Qty. | Part Number | Description |
|----------|------|-------------|------------------------|
| 1 | 1 | W000031__ | Cradle - 6Ton Dry Tank |

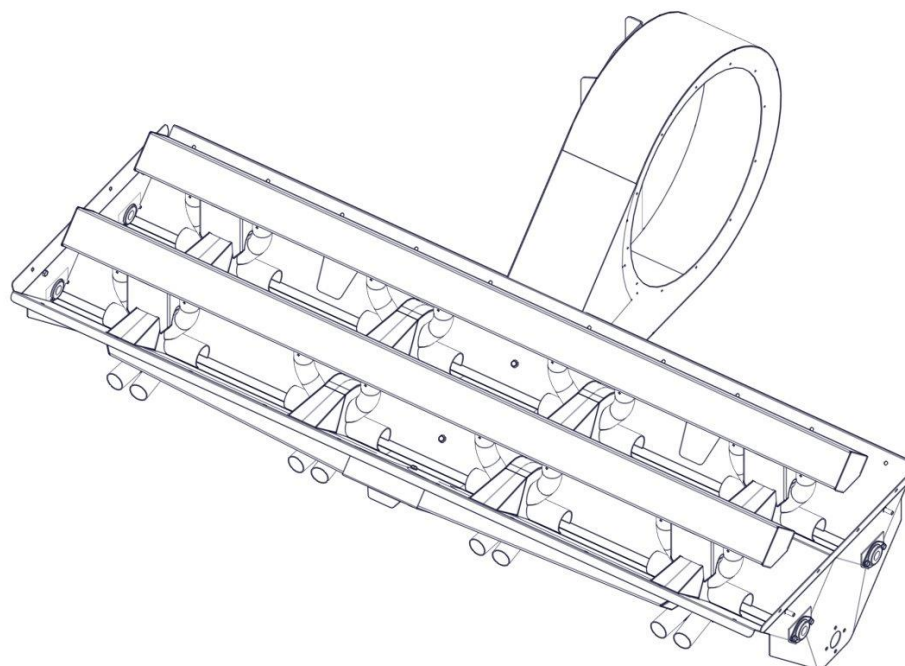
9 Ton Cradle

| Item No. | Qty. | Part Number | Description |
|----------|------|-------------|------------------------|
| 1 | 1 | W000032__ | Cradle - 9Ton Dry Tank |

Meter Options



W000060 - Meter - 12 Row HO



W002431 - 16 Row STD Section Control Ready

P/N's followed by “_ _” are color coded parts.

Color codes: AA = Black Paint, ZZ = Gray, ZY = Yellow, ZX = White

See inside front cover for details.

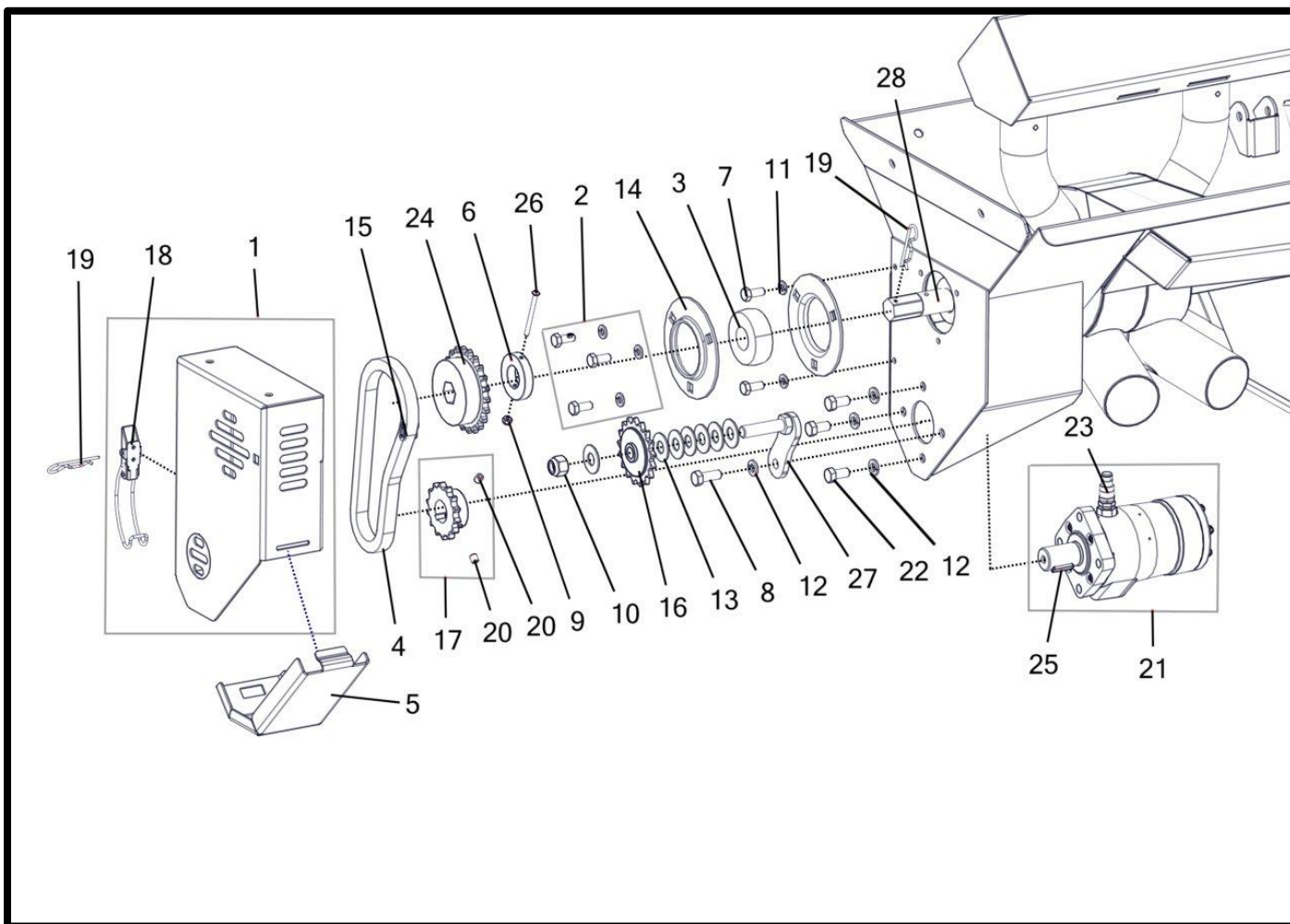
2/14/2019 - REV. A

SN#: 21131, 21198 - 21_ _ _

Meter Options

| | |
|---------|--|
| W000059 | Meter - 12 Row STD |
| W000060 | Meter - 12 Row HO |
| W000061 | Meter - 8 Row STD |
| W000062 | Meter - 8 Row HO |
| W002427 | Meter - 16 Row HO Section Control Ready |
| W002429 | Meter - 18 Row HO Section Control Ready |
| W002430 | Meter - 24 Row HO Section Control Ready |
| W002431 | Meter - 16 Row STD Section Control Ready |
| W002432 | Meter - 18 Row STD Section Control Ready |
| W002434 | Meter - 8 Row HO Twin Bin |
| W002435 | Meter - 12 Row HO Twin Bin |

Single Auger Drive (High Output Shown)



P/N's followed by "__" are color coded parts.

Color codes: AA = Black Paint, ZZ = Gray, ZY = Yellow, ZX = White

See inside front cover for details.

2/14/2019 - REV. A

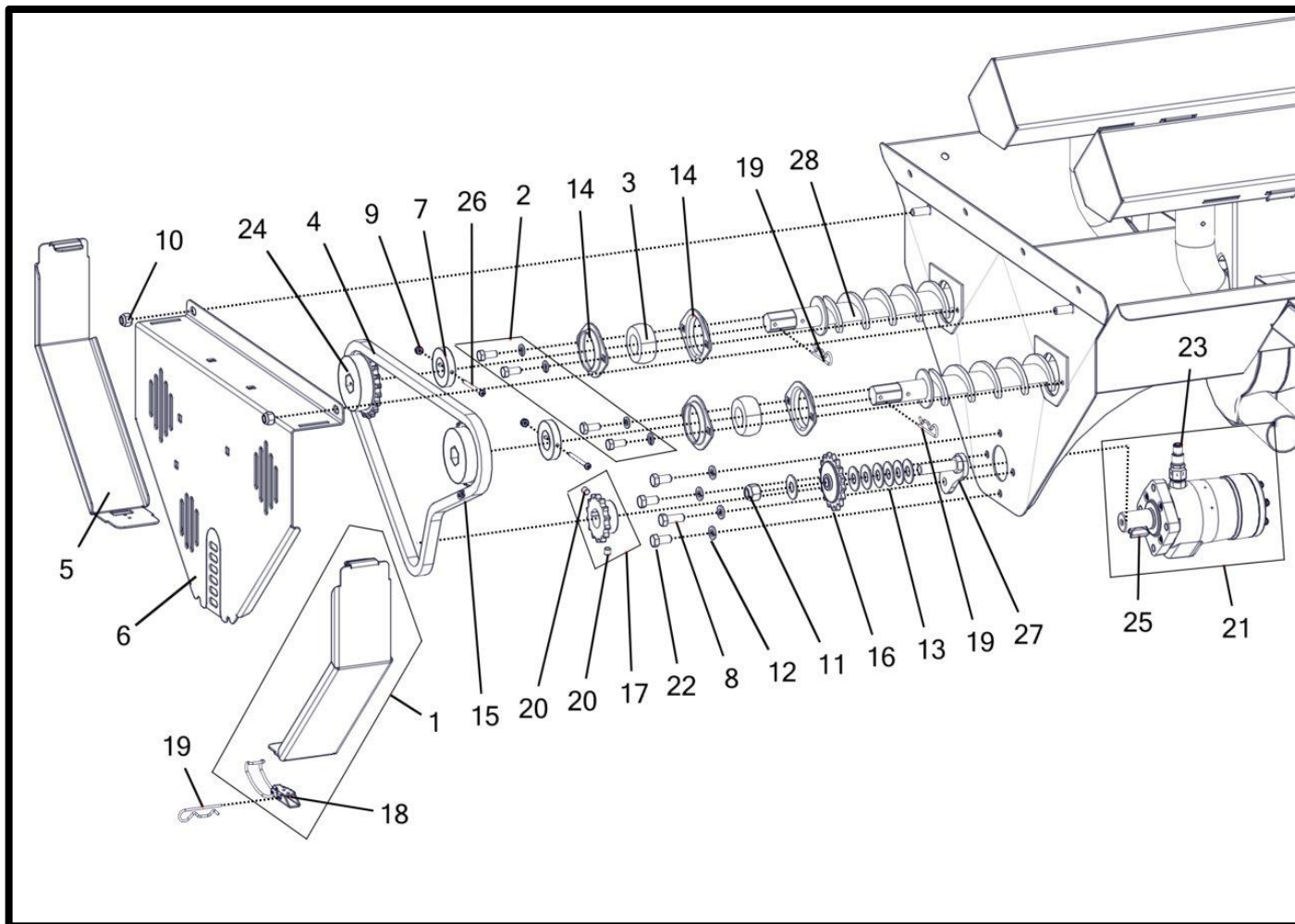
SN#: 21131, 21198 - 21__

Single Auger Drive (High Output Shown)

| Item No. | Qty | Part Number | Description |
|----------|-----|-------------|---|
| 1 | 1 | A002353 | Shield - Single Auger Gen I Main |
| 2 | 1 | K000008 | Kit - 62mm Meter Hardware (HO) (SHOWN) |
| | 1 | K000007 | Kit - 52mm Meter Hardware (STD) |
| 3 | 2 | M000184 | Bushing - 62 mm Auger Nylon (HO) (SHOWN) |
| | 2 | M000185 | Bushing - 52 mm Auger Nylon (STD) |
| 4 | 1 | M000602 | Chain - Single Auger Drive |
| 5 | 1 | M001154 | Shield - Single Auger Door |
| 6 | 1 | (R) M003271 | Collar - 1.0" ID x 2.0" OD x .38" |
| 7 | 2 | P000093 | Bolt - 5/16-18 x 0.75 x 0.75 Hex (F593 304 S/S FB) * |
| 8 | 1 | P000097 | Bolt - 3/8-16 x 1 x 1 Hex (F593 304 S/S FB) * |
| 9 | 1 | (R) P000102 | Nut - #8-32 Hex Nylon Lock (18-8 S/S FB) |
| 10 | 1 | P000106 | Nut - 1/2-13 Hex Nylon Lock (F594 316 S/S FB) * |
| 11 | 2 | P000110 | Washer - 5/16" Split Lock (0.583" OD) (18-8 S/S FB) * |
| 12 | 4 | P000113 | Washer - 3/8" Split Lock (0.68" OD) (18-8 S/S FB) * |
| 13 | 7 | P000114 | Washer - 1/2" Flat (1.25" OD) (18-8 S/S FB) (Shims) * |
| 14 | 4 | P000215 | Bearing Flange - 62 mm (HO)(SHOWN) |
| | 4 | P000214 | Bearing Flange - 52 mm (STD) |
| 15 | 1 | P000217 | Chain Link- #40 S/S Connecting |
| 16 | 1 | P000219 | Sprocket - #40 17 Tooth Idler 1/2" Bore |
| 17 | 1 | P000220 | Sprocket - #40 14 Tooth 1" Bore |
| 18 | 1 | P000566 | Catch - Safety Shield |
| 19 | 2 | P000567 | Pin - Safety Shield Catch |
| 20 | 2 | P000785 | Set Screw - 5/16-18 x 5/16" UNC |
| 21 | 1 | P000806 | Motor - Hyd. Motor Auger (Gen I) w/ Speed Sensor (101-3931-009) |
| 22 | 3 | P000852 | Bolt - 3/8-16 x 0.75 x 0.75 Hex (F593 304 S/S FB) * |
| 23 | 1 | P000926 | Sensor - Char-Lynn Motor Speed Sensor (60 Pulse) |
| 24 | 1 | P002081 | Sprocket - #40 22 Tooth 7/8" Hex Bore |
| 25 | 1 | P002694 | Key - Woodruff .25" x 1" #15 |
| 26 | 1 | (R) P002960 | Screw - #8-32 x 2.25 Machine Button Head Socket (18-8 S/S FB) |
| 27 | 1 | W000098 | Bracket - Chain Tensioner Weldment |
| 28 | 1 | W00_ _ _ _ | Auger (See Page 27 for P/N) |

(*) Included In K002128 - Kit - Hydraulic Auger Drive Hardware (S/S)

Twin Auger Drive (Standard Output Shown)



P/N's followed by "__" are color coded parts.

Color codes: AA = Black Paint, ZZ = Gray, ZY = Yellow, ZX = White

See inside front cover for details.

2/14/2019 - REV. A

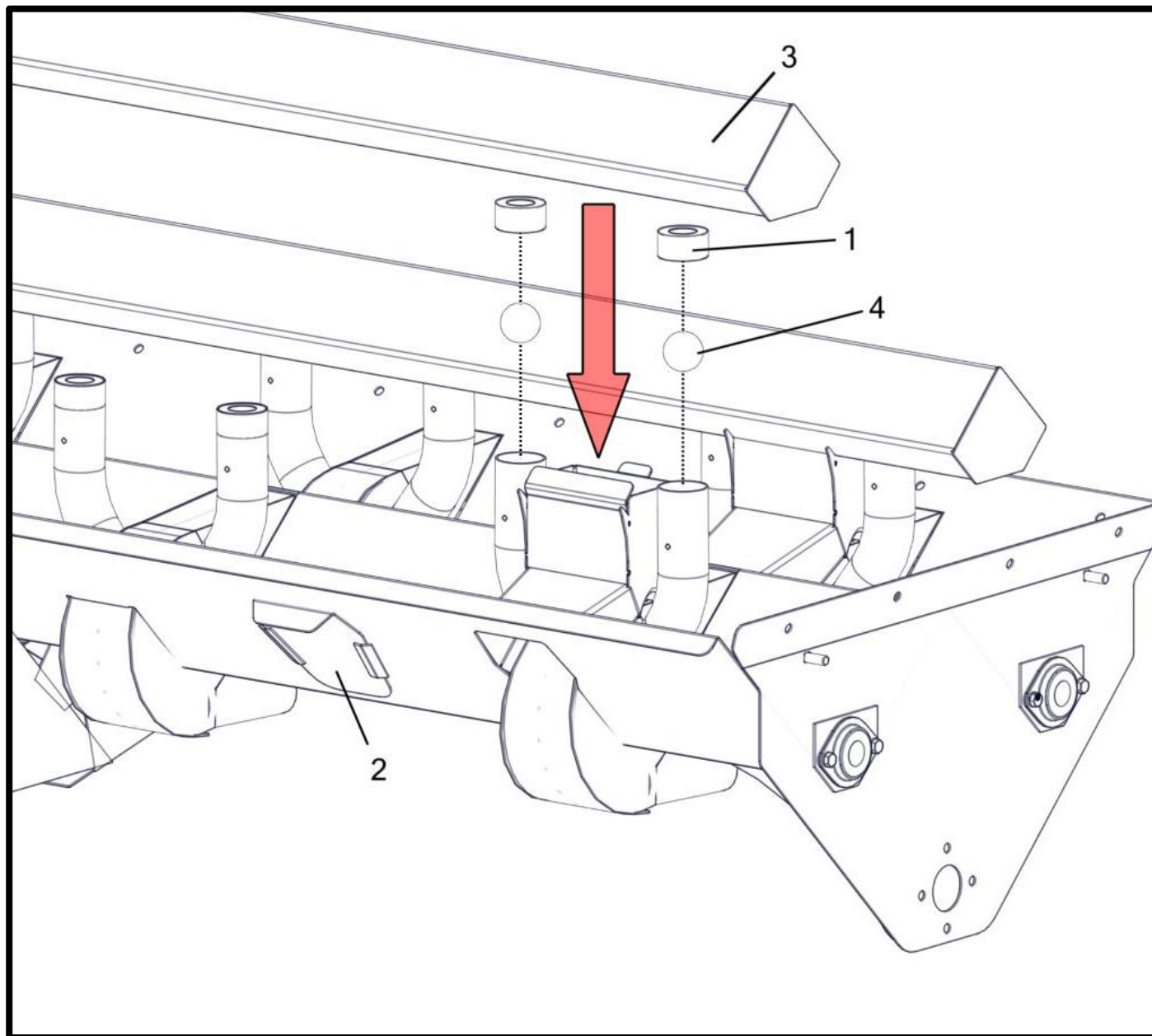
SN#: 21131, 21198 - 21__

Twin Auger Drive (Standard Output Shown)

| Item No. | Qty | Part Number | Description |
|----------|-----|-------------|---|
| 1 | 1 | A000162 | Shield - Twin Auger Side Door |
| 2 | 2 | K000007 | Kit - 52mm Meter Hardware (STD) (SHOWN) |
| | 2 | K000008 | Kit - 62mm Meter Hardware (HO) |
| 3 | 4 | M000185 | Bushing - 52 mm Auger Nylon (STD) (SHOWN) |
| | 4 | M000184 | Bushing - 62 mm Auger Nylon (HO) |
| 4 | 1 | M000603 | Chain - Twin Auger Drive |
| 5 | 1 | M001155 | Shield - Twin Auger Safety Door (LH) |
| 6 | 1 | (R) M002828 | Shield - Twin Auger Gen I Main Safety |
| 7 | 2 | (R) M003271 | Collar - 1.0" ID x 2.0" OD x .38" |
| 8 | 1 | P000097 | Bolt - 3/8-16 x 1 x 1 Hex (F593 304 S/S FB) * |
| 9 | 2 | (R) P000102 | Nut - #8-32 Hex Nylon Lock (18-8 S/S FB) |
| 10 | 2 | P000105 | Nut - 3/8-16 Hex Nylon Lock (F594 316 S/S FB) * |
| 11 | 1 | P000106 | Nut - 1/2-13 Hex Nylon Lock (F594 316 S/S FB) * |
| 12 | 4 | P000113 | Washer - 3/8" Split Lock (0.68" OD) (18-8 S/S FB) * |
| 13 | 7 | P000114 | Washer - 1/2" Flat (1.25" OD) (18-8 S/S FB) (Shims) * |
| 14 | 8 | P000214 | Bearing Flange - 52 mm (STD) (SHOWN) |
| | 8 | P000215 | Bearing Flange - 62 mm (HO) |
| 15 | 1 | P000217 | Chain Link- #40 S/S Connecting |
| 16 | 1 | P000219 | Sprocket - #40 17 Tooth Idler 1/2" Bore |
| 17 | 1 | P000220 | Sprocket - #40 14 Tooth 1" Bore |
| 18 | 1 | P000566 | Catch - Safety Shield |
| 19 | 3 | P000567 | Pin - Safety Shield Catch |
| 20 | 2 | P000785 | Set Screw - 5/16-18 x 5/16" UNC |
| 21 | 1 | P000806 | Motor - Hyd. Motor Auger (Gen I) w/ Speed Sensor (101-3931-009) |
| 22 | 3 | P000852 | Bolt - 3/8-16 x 0.75 x 0.75 Hex (F593 304 S/S FB) * |
| 23 | 1 | P000926 | Sensor - Char-Lynn Motor Speed Sensor (60 Pulse) |
| 24 | 2 | P002081 | Sprocket - #40 22 Tooth 7/8" Hex Bore |
| 25 | 1 | P002694 | Key - Woodruff .25" x 1" #15 |
| 26 | 2 | (R) P002960 | Screw - #8-32 x 2.25 Machine Button Head Socket (18-8 S/S FB) |
| 27 | 1 | W000098 | Bracket - Chain Tensioner Weldment |
| 28 | 2 | W00_ _ _ _ | Auger (See Page 27 For P/N) |

(*) Included In K002081 - Kit - Hydraulic Auger Drive Hardware (Twin Auger) (S/S)

Replaceable Meter Parts



P/N's followed by "__" are color coded parts.

Color codes: AA = Black Paint, ZZ = Gray, ZY = Yellow, ZX = White

See inside front cover for details.

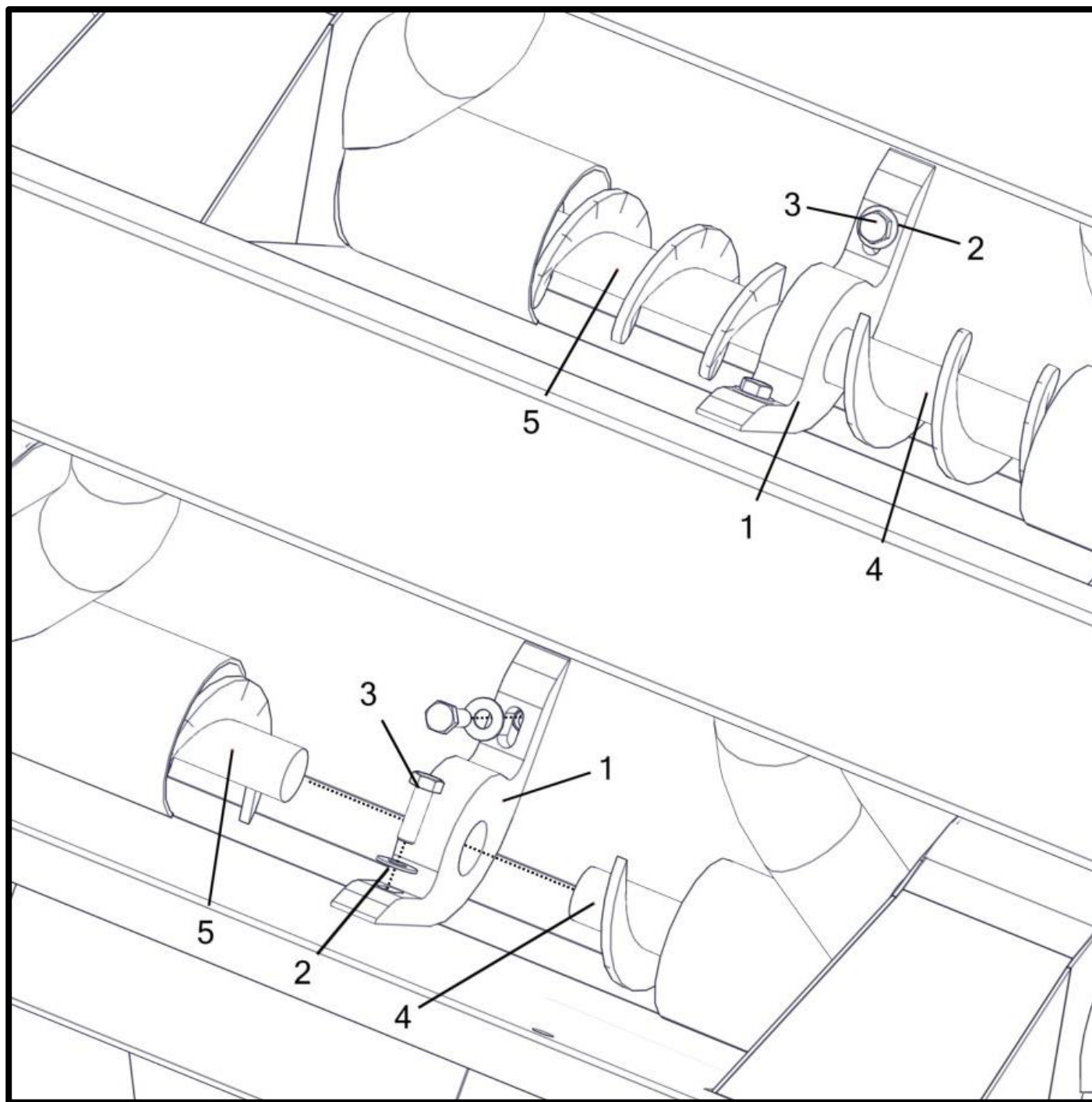
2/14/2019 - REV. A

SN#: 21131, 21198 - 21__

Replaceable Meter Parts

| Item No. | Part Number | Description |
|----------|-------------|--|
| 1 | M000178 | Cap - 2" Orange w/Hole |
| 2 | M000220 | Door - Meter Clean Out |
| 3 | W000342 | Tent - Meter Vent |
| | W002651 | Tent - Twin Bin Meter Vent (Left) (Not Shown) |
| | W002652 | Tent - Twin Bin Meter Vent (Right) (Not Shown) |
| 4 | P000161 | Ball - Air Check |

Two Section Meter - Center Bearings



P/N's followed by “_ _” are color coded parts.

Color codes: AA = Black Paint, ZZ = Gray, ZY = Yellow, ZX = White

See inside front cover for details.

2/14/2019 - REV. A

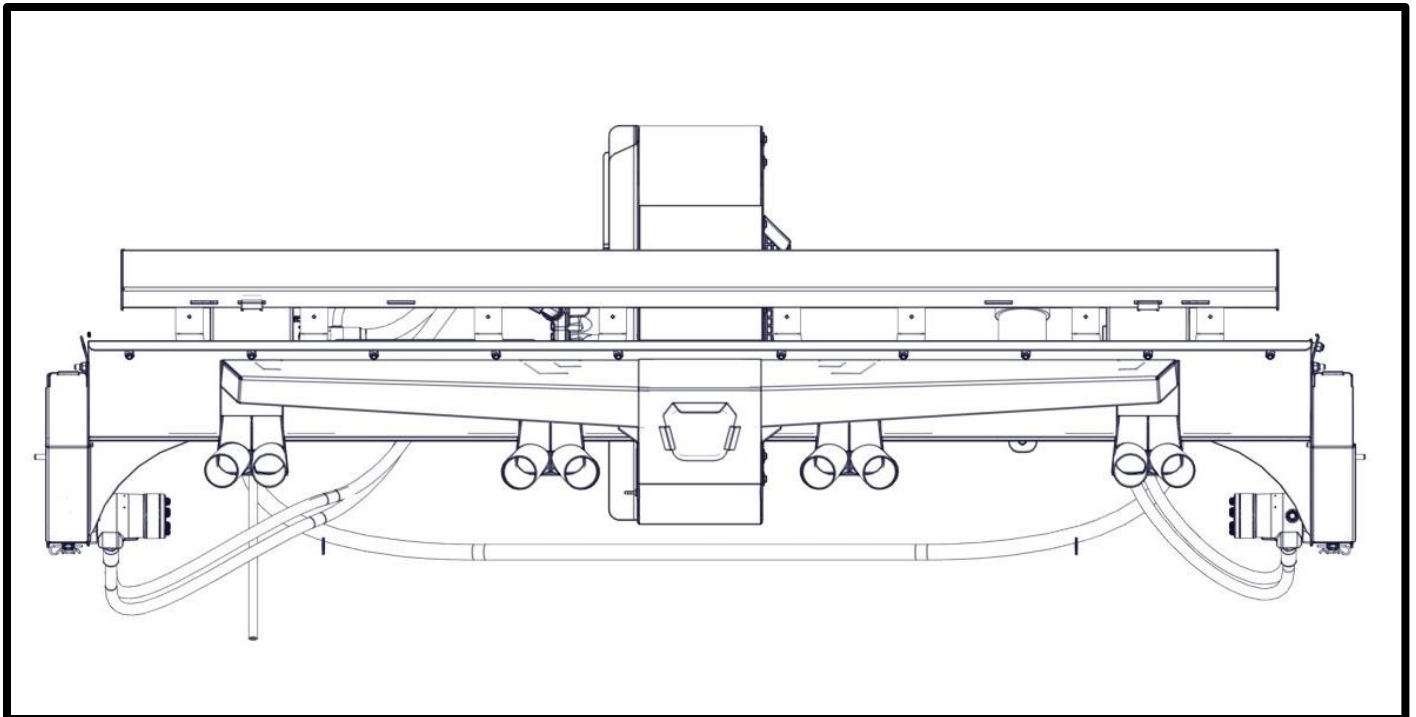
SN#: 21131, 21198 - 21_ _ _

Two Section Meter - Center Bearings

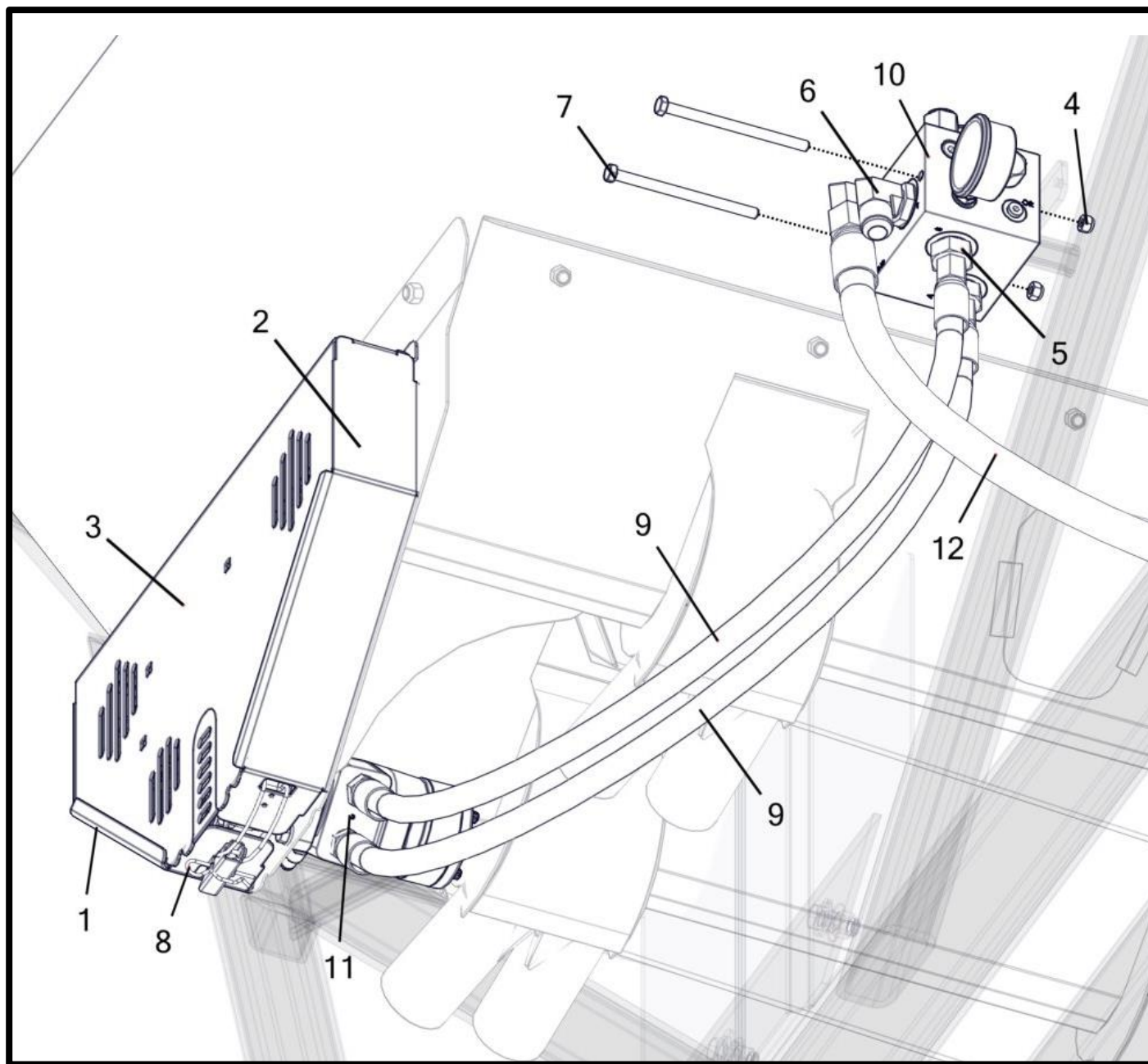
| Item No. | Qty | Part Number | Description |
|----------|-----|-------------|--|
| 1 | 2 | M002753 | Bearing - Section Control Block 2-12" (HO) (Shown) |
| | 2 | M003089 | Bearing - Section Control Block 2" (STD) |
| 2 | 4 | P000109 | Washer - 5/16" Flat (0.75" OD) (18-8 S/S FB) |
| 3 | 4 | P000711 | Bolt - 5/16-18 x 1 x 0.875 Hex (F593 304 S/S FB) |
| 4 | 2 | W00_ _ _ _ | Auger (See Page 29 for Auger P/N) |
| 5 | 2 | W00_ _ _ _ | Auger (See Page 29 for Auger P/N) |

Gen I Two Section Upgrade Kits

| Part Number | Description |
|-------------|--|
| K002121 | Kit - Gen I 16 Row 2 Section Upgrade (2-1/2" STD) *Check Harness Compatibility |
| K002122 | Kit - Gen I 24 Row 2 Section Upgrade (2-1/2" STD) *Check Harness Compatibility |
| K002149 | Kit - Gen I 16 Row 2 Section Upgrade (2" STD) *Check Harness Compatibility |
| K002150 | Kit - Gen I 24 Row 2 Section Upgrade (2" STD) *Check Harness Compatibility |



Two Section Meter - Motor And Hydraulic Block



P/N's followed by "__" are color coded parts.

Color codes: AA = Black Paint, ZZ = Gray, ZY = Yellow, ZX = White

See inside front cover for details.

2/14/2019 - REV. A

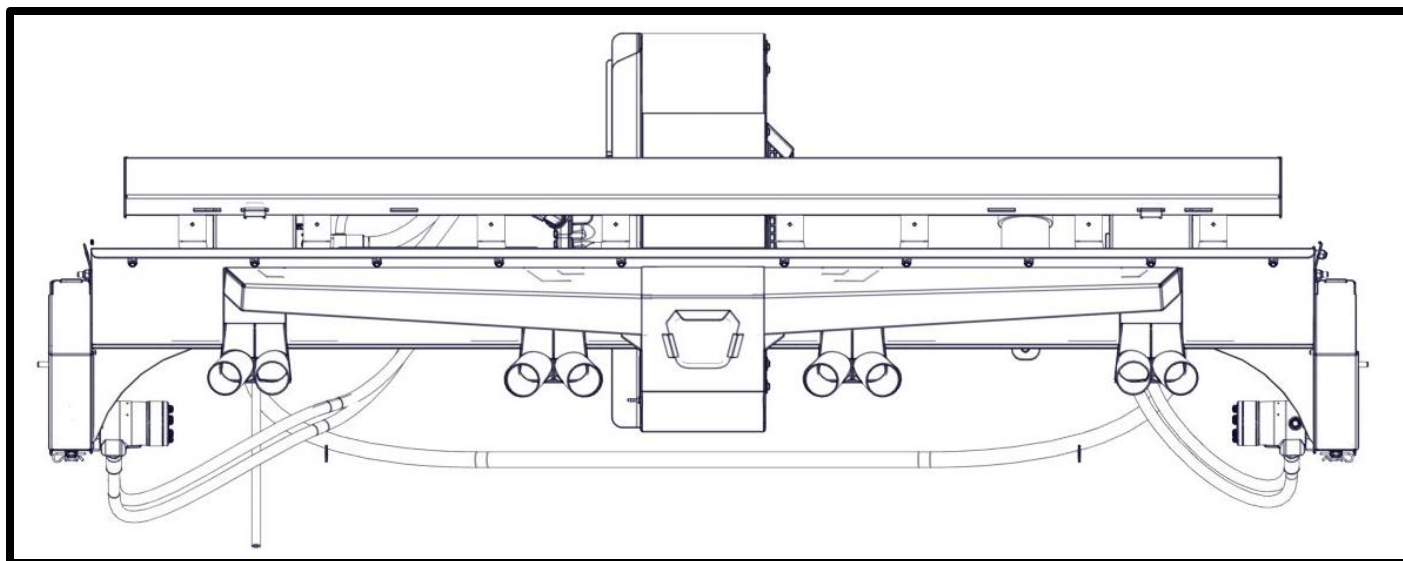
SN#: 21131, 21198 - 21__

Two Section Meter - Motor And Hydraulic Block

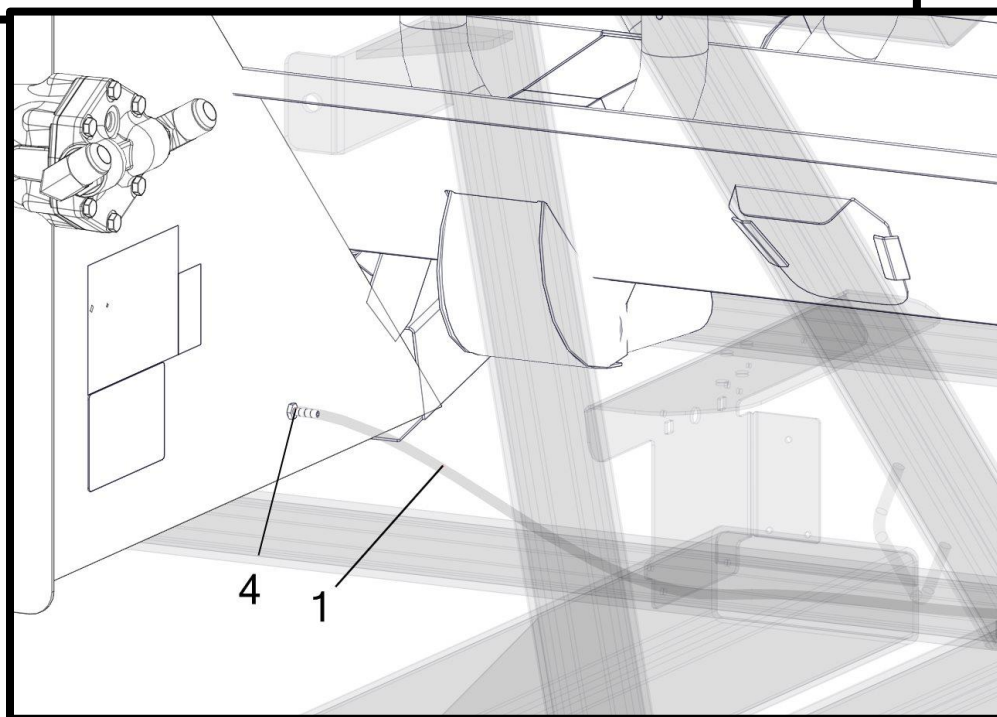
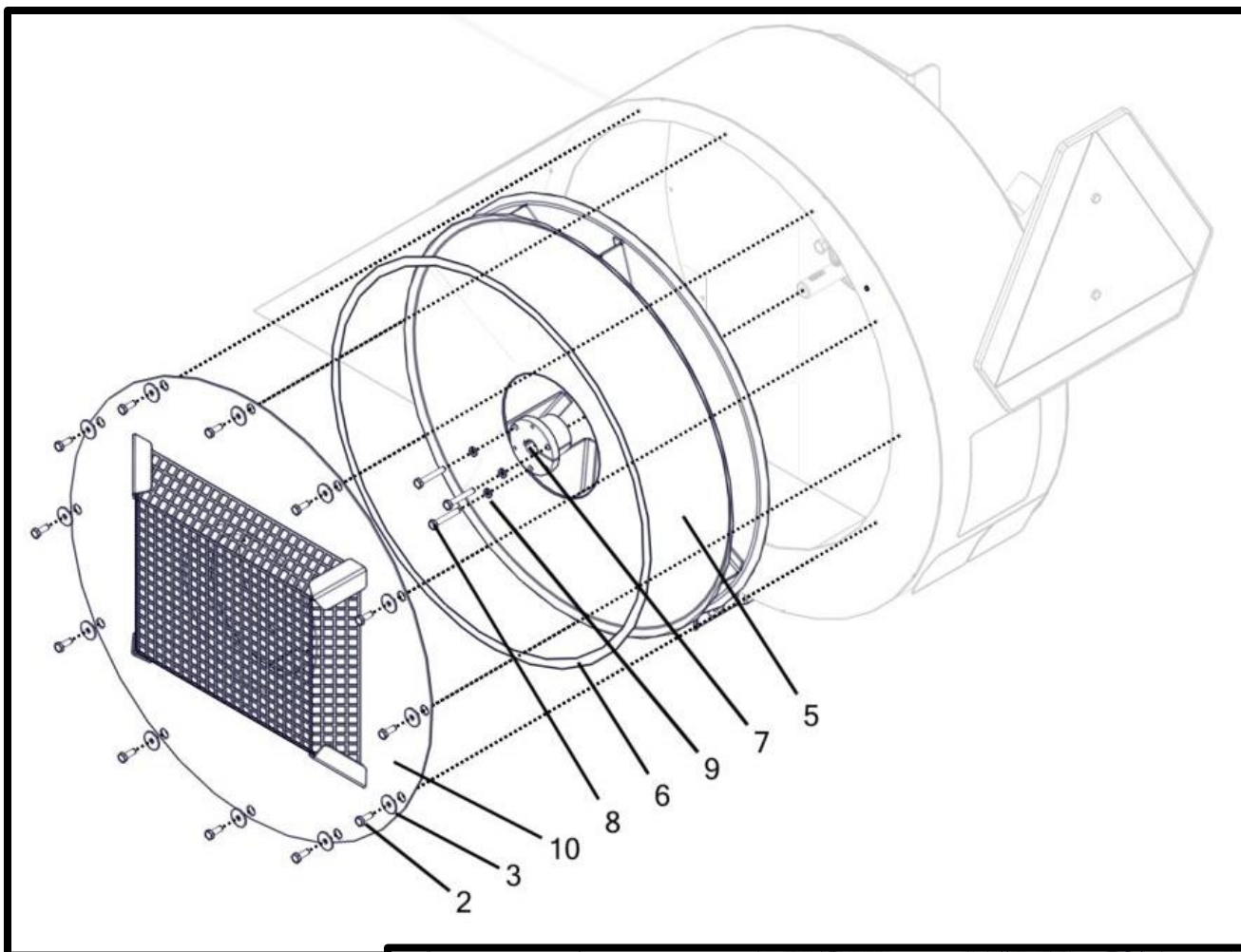
| Item No. | Qty | Part Number | Description |
|----------|-----|-------------|---|
| 1 | 1 | A000162 | Shield - Twin Auger Side Door |
| 2 | 1 | M001155 | Shield - Twin Auger Safety Door (LH) |
| 3 | 1 | (R) M002828 | Shield - Twin Auger Gen I Main Safety |
| 4 | 2 | P000104 | Nut - 5/16-18 Hex Nylon Lock (F594 316 S/S FB) |
| 5 | 2 | P000384 | Fitting - Hyd - #12 M O-Ring x #8 M JIC Straight (6400-08-12-O) |
| | | P002585 | O-Ring - #12 Buna (4000-12) |
| 6 | 2 | P000385 | Fitting - Hyd - #12 M JIC x #12 M O-Ring Elbow 90 (6801-12-12) |
| | | P002585 | O-Ring - #12 Buna (4000-12) |
| 7 | 2 | P000505 | Bolt - 5/16-18 x 5 x 0.875 Hex (F593 304 S/S FB) |
| 8 | 1 | P000567 | Pin - Safety Shield Catch |
| 9 | 2 | P000714 | Hose - Hydraulic 1/2" x 36" (#10 M O-ring x #8 F JIC Swivel) |
| | | P002584 | O-Ring - #10 Buna (4000-10) |
| 10 | 1 | P000718 | Valve - Electric Hydraulic Block Manifold (PWM Closed) |
| 11 | 1 | P000806 | Motor - Hyd. Motor Auger (Gen I) w/ Speed Sensor (101-3931-009) |
| 12 | 1 | P000715 | Hose - Hydraulic 3/4" x 92" (#12 F JIC Swivel x #12 F JIC Swivel) |

Gen I Two Section Upgrade Kits

| Part Number | Description |
|-------------|--|
| K002121 | Kit - Gen I 16 Row 2 Section Upgrade (2-1/2" STD) *Check Harness Compatibility |
| K002122 | Kit - Gen I 24 Row 2 Section Upgrade (2-1/2" STD) *Check Harness Compatibility |
| K002149 | Kit - Gen I 16 Row 2 Section Upgrade (2" STD) *Check Harness Compatibility |
| K002150 | Kit - Gen I 24 Row 2 Section Upgrade (2" STD) *Check Harness Compatibility |



Fan Assembly And Hardware



P/N's followed by "__" are color coded parts.

Color codes: AA = Black Paint, ZZ = Gray, ZY = Yellow, ZX = White

See inside front cover for details.

2/14/2019 - REV. A

SN#: 21131, 21198 - 21__

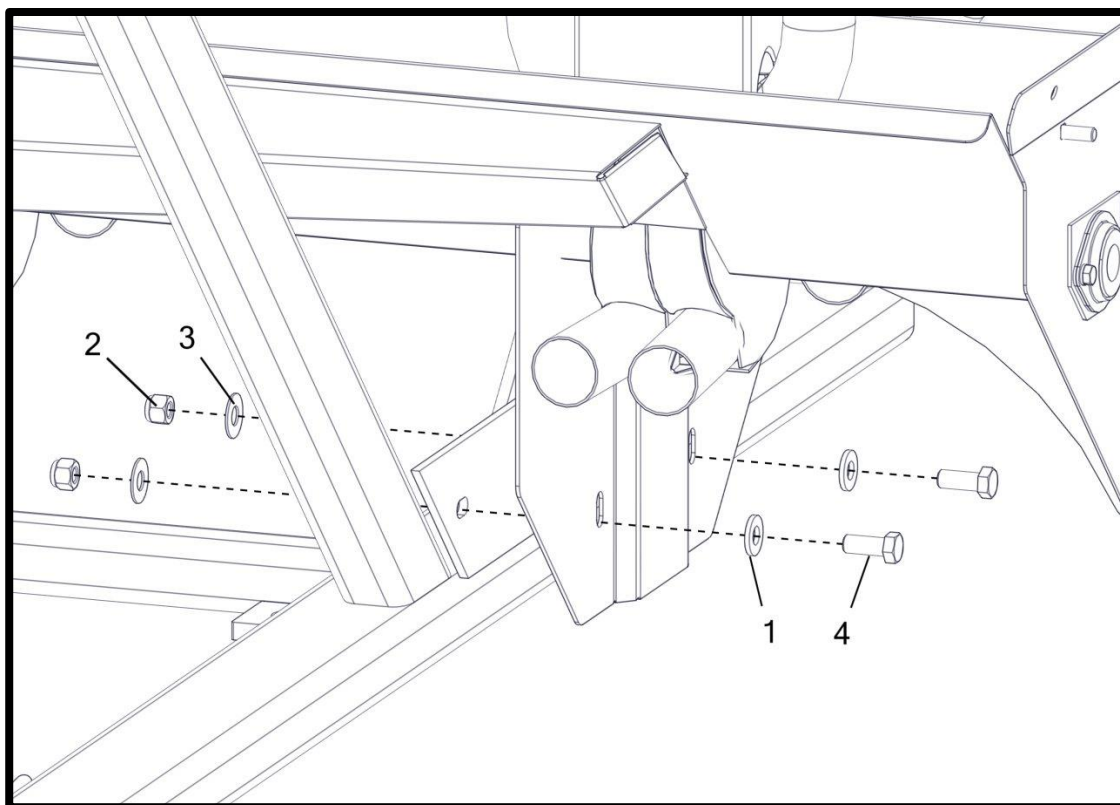
Fan Assembly And Hardware

| Item No. | Qty | Part Number | Description |
|----------|-------|-------------|---|
| 1 | 1 | M001043 | Hose - Air Gauge Fan Tube (126") |
| 2 | 12 | P000092 | Bolt - 1/4-28 x 0.75 x 0.75 Hex (F593 304 S/S FB) * |
| 3 | 12 | P000108 | Washer - 1/4" Fender (1" OD) (18-8 S/S FB) * |
| 4 | 1 | P000125 | Fitting - Air - 3/16" Hose Barb x 1/8 NPT |
| 5 | 1 | P000148 | Fan Wheel - 2210A (16-24 Row) (Shown) |
| | 1 | P000147 | Fan Wheel - 1808A (8-12 Row) |
| 6 | 6.25' | P000241 | Fan Seal - Vinyl Foam Tape |
| 7 | 1 | P000364 | Bushing - QD Taper Lock SD x .875" Bore x .25" Keyway |
| 8 | 3 | P002552 | Bolt - 1/4-20 x 1.75 x 1.75 Hex (GR 5 M/S FG) † |
| 9 | 3 | P002554 | Washer - 1/4" Split Lock (0.487" OD) (GR 5 M/S FG) † |
| 10 | 1 | W000055 | Cover - Fan Inlet (2210) (16-24 Row) (Shown) |
| | 1 | W000056 | Cover - Fan Inlet (1808) (8-12 Row) |

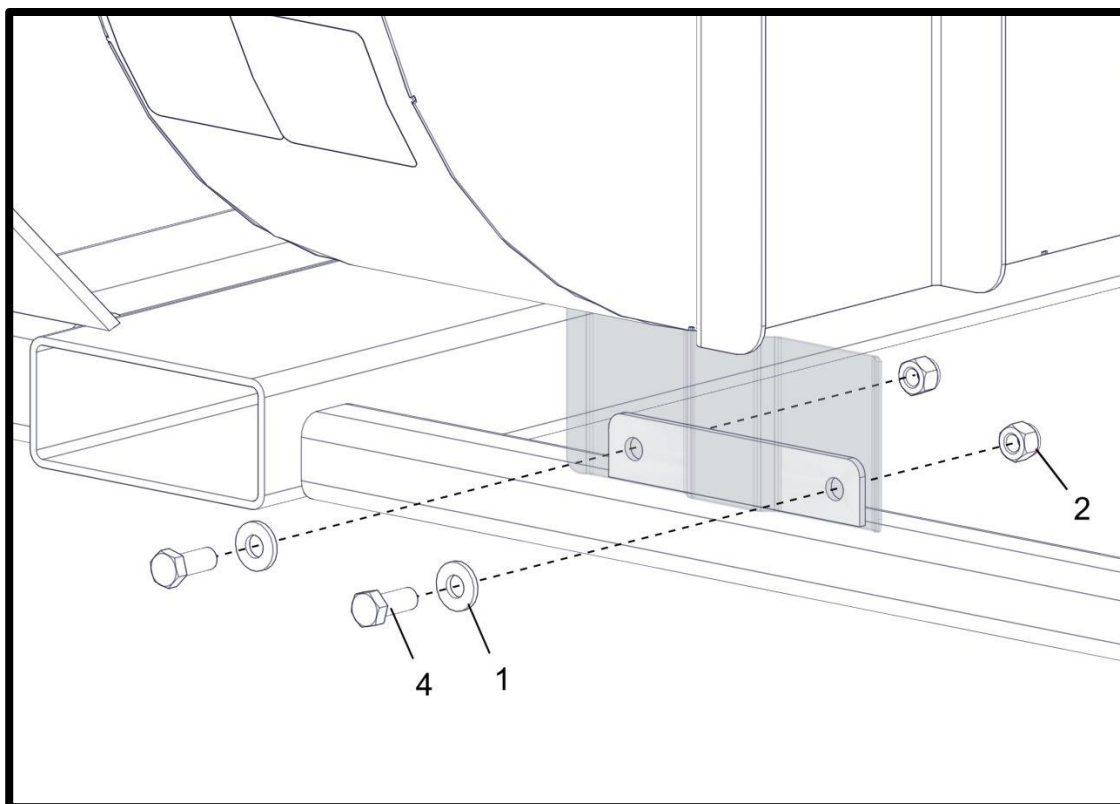
(*) Included In K000005 - Kit - Fan Hardware

(†) Included In K002095 - Kit - Fan Hub Hardware (QD Bushing)

Meter Supports



Fan Support



P/N's followed by "__" are color coded parts.

Color codes: AA = Black Paint, ZZ = Gray, ZY = Yellow, ZX = White

See inside front cover for details.

2/14/2019 - REV. A


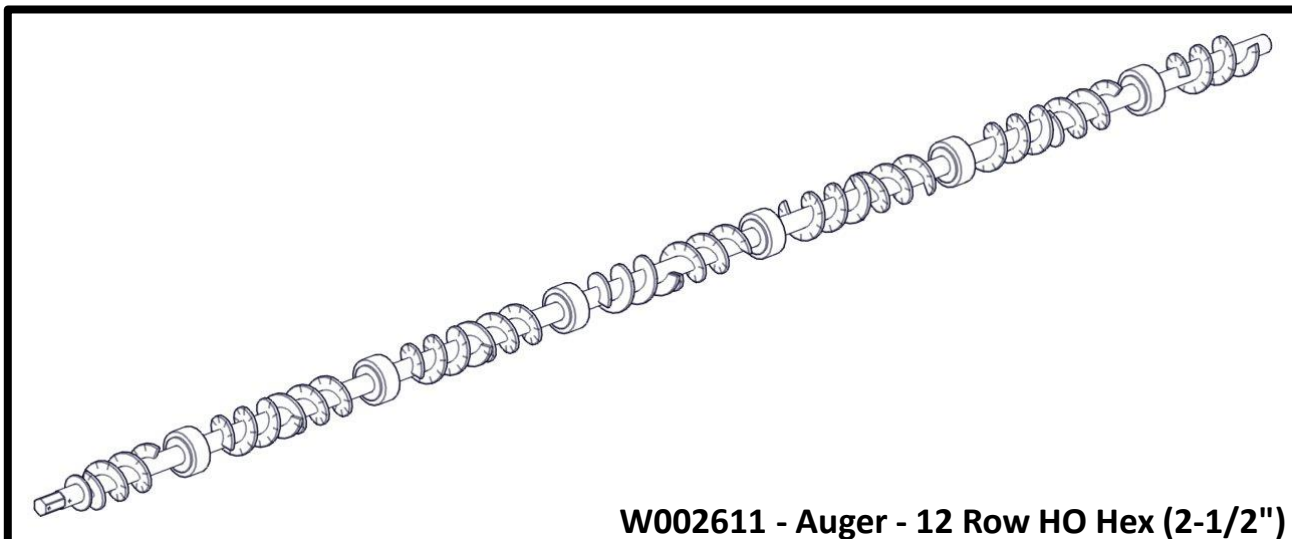
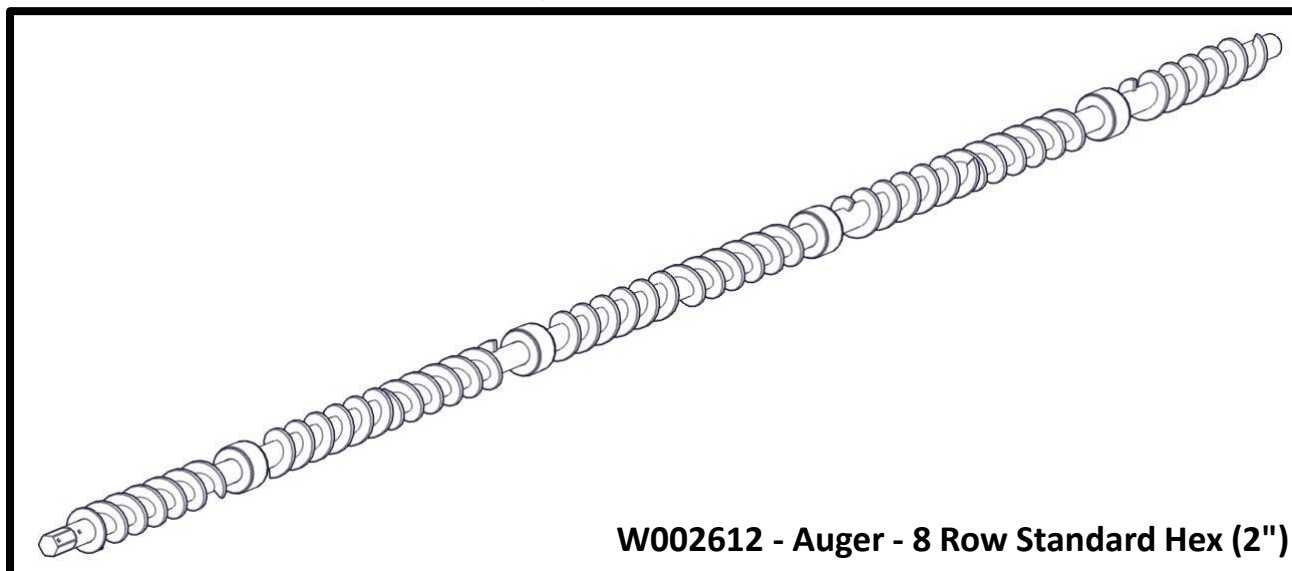
SN#: 21131, 21198 - 21__

Meter And Fan Supports

| Item No. | Qty | Part Number | Description |
|----------|-----|-------------|--|
| 1 | 6 | M002343 | Washer - .53" I.D. x 1.25 O.D. x .135 Flat (304 S/S) |
| 2 | 6 | P000106 | Nut - 1/2-13 Hex Nylon Lock (F594 316 S/S FB) * |
| 3 | 4 | P000114 | Washer - 1/2" Flat (1.25" OD) (18-8 S/S FB) * |
| 4 | 6 | P002477 | Bolt - 1/2-13 x 1.25 x 1.25 Hex (F593 304 S/S FB) * |

(*) Included In K002080 - Kit - Cradle/Meter Bolts Hardware (S/S)

Auger Variations



P/N's followed by "__" are color coded parts.

Color codes: AA = Black Paint, ZZ = Gray, ZY = Yellow, ZX = White

See inside front cover for details.

2/14/2019 - REV. A

SN#: 21131, 21198 - 21__

Auger Variations*

Standard Rate Augers

| | |
|---------|--|
| W002623 | Auger - 4 Row STD Hex (2")(Left Hand Half Auger) |
| W002631 | Auger - 4 Row STD Hex (2") (Right Hand Half Auger) |
| W002624 | Auger - 6 Row STD Hex (2") (Left Hand Half Auger) |
| W002632 | Auger - 6 Row STD Hex (2") (Right Hand Half Auger) |
| W002612 | Auger - 8 Row STD Hex (2") |
| W002609 | Auger - 12 Row STD Hex (2") |
| W002618 | Auger - 18 Row Front STD Hex (2") |

High Output Rate Augers

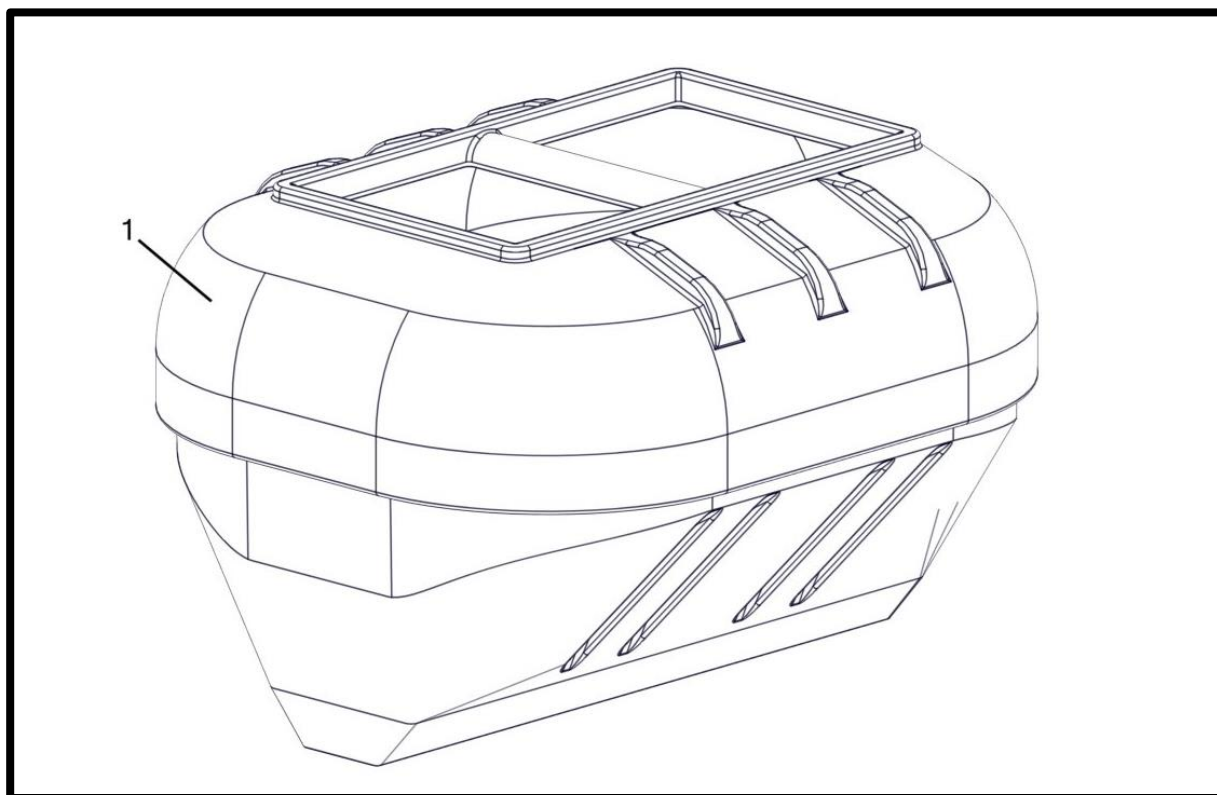
| | |
|---------|---|
| W002621 | Auger - 4 Row HO Hex (2-1/2") (Left Hand Half Auger) |
| W002628 | Auger - 4 Row HO Hex (2-1/2") (Right Hand Half Auger) |
| W002620 | Auger - 6 Row HO Hex (2-1/2") (Left Hand Half Auger) |
| W002627 | Auger - 6 Row HO Hex (2-1/2") (Right Hand Half Auger) |
| W002613 | Auger - 8 Row HO Hex (2-1/2") |
| W002611 | Auger - 12 Row HO Hex (2-1/2") |
| W002617 | Auger - 18 Row Front HO Hex (2-1/2") |

Low Rate Augers

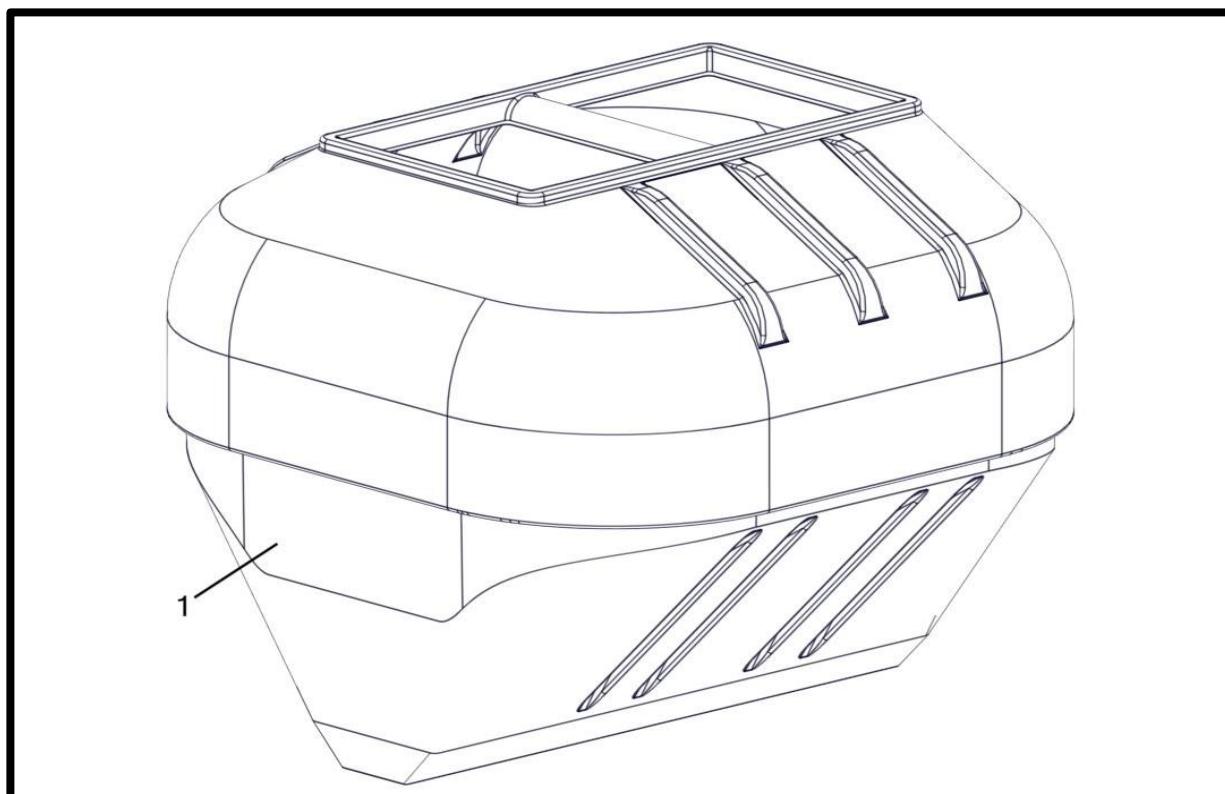
| | |
|---------|---|
| W002626 | Auger - 4 Row Low Rate Hex (2")(Left Hand Half Auger) |
| W002634 | Auger - 4 Row Low Rate Hex (2")(Right Hand Half Auger) |
| W002622 | Auger - 4 Row Low Rate Hex (2-1/2") (Left Hand Half Auger) |
| W002630 | Auger - 4 Row Low Rate Hex (2-1/2") (Right Hand Half Auger) |
| W002625 | Auger - 6 Row Low Rate Hex (2")(Left Hand Half Auger) |
| W002633 | Auger - 6 Row Low Rate Hex (2")(Right Hand Half Auger) |
| W002619 | Auger - 6 Row Low Rate Hex (2-1/2")(Left Hand Half Auger) |
| W002629 | Auger - 6 Row Low Rate Hex (2-1/2")(Right Hand Half Auger) |
| W002615 | Auger - 8 Row Low Rate Hex (2") |
| W002610 | Auger - 8 Row Low Rate Hex (2-1/2") |
| W002616 | Auger - 12 Row Low Rate Hex (2") |
| W002614 | Auger - 12 Row Low Rate Hex (2-1/2") |

*** Augers Listed Here Are For Model Year 2019**
Serial Numbers (21131, 21198 - 21__ _)
Augers Compatible With Older Models May Be Available,
Contact Customer Service For Details

6 Ton Tank



9 Ton Tank



P/N's followed by “_” are color coded parts.

Color codes: AA = Black Paint, ZZ = Gray, ZY = Yellow, ZX = White

See inside front cover for details.

2/14/2019 - REV. A

SN#: 21131, 21198 - 21_ _ _

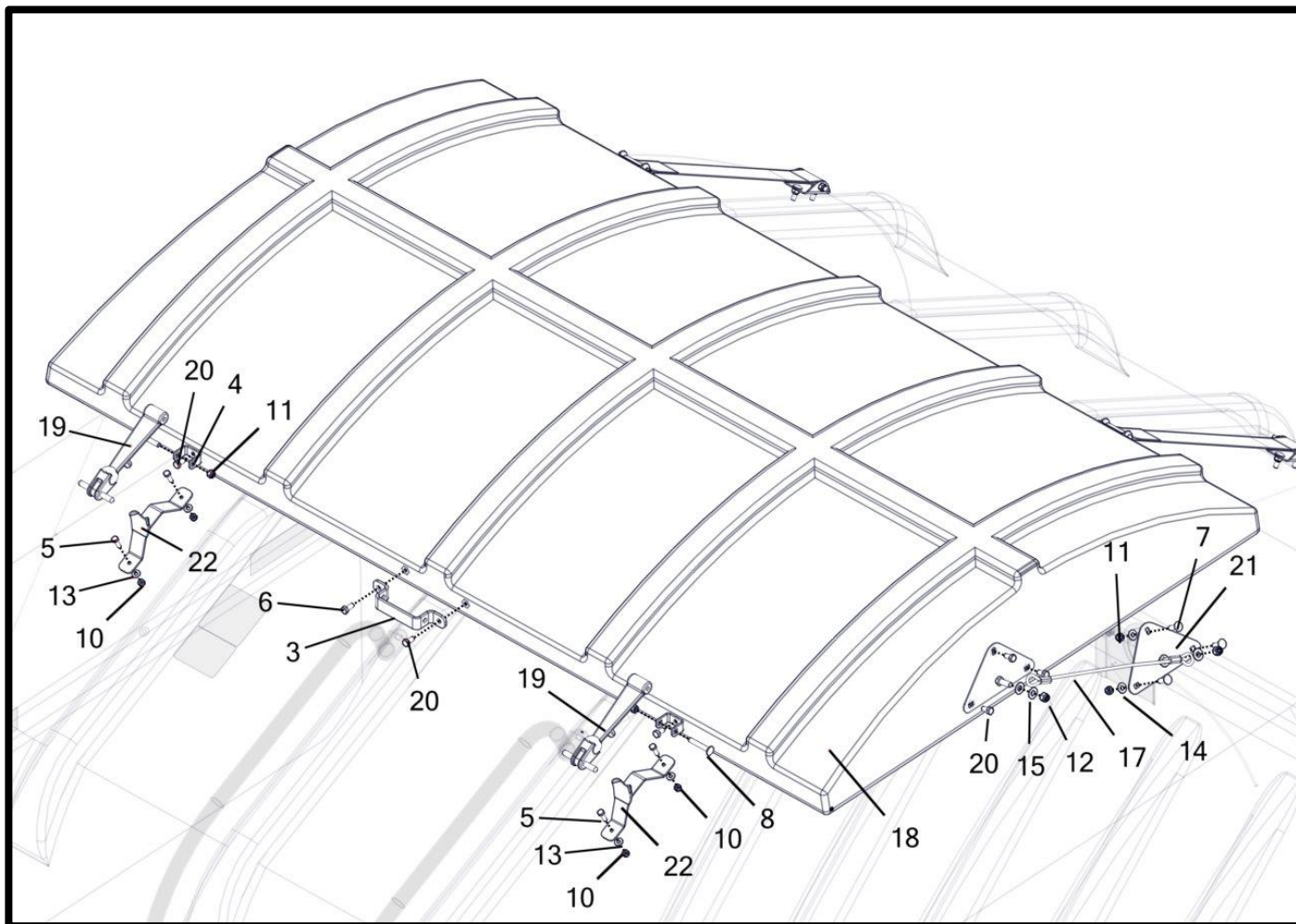
6 Ton Tank

| Item No. | Qty. | Part Number | Description |
|----------|------|-------------|-------------------|
| 1 | 1 | P000185__ | Tank - Poly 6 Ton |

9 Ton Tank

| Item No. | Qty. | Part Number | Description |
|----------|------|-------------|-------------------|
| 1 | 1 | P000186__ | Tank - Poly 9 Ton |

Lid - Deck Side



P/N's followed by "__" are color coded parts.

Color codes: AA = Black Paint, ZZ = Gray, ZY = Yellow, ZX = White

See inside front cover for details.

2/14/2019 - REV. A

SN#: 21131, 21198 - 21__

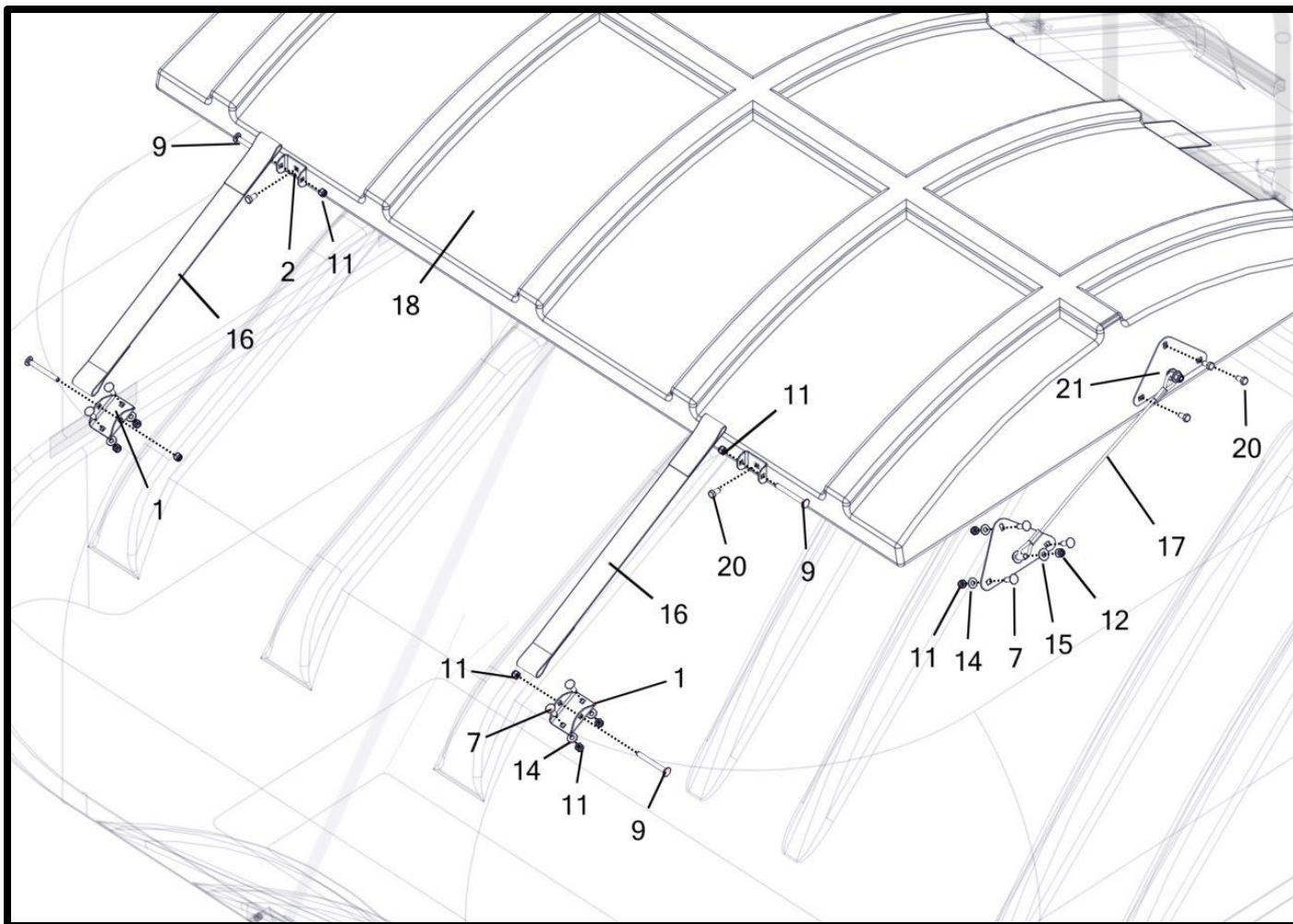
Lid - Deck Side

| Item No. | Qty | Part Number | Description |
|----------|-----|-------------|---|
| 1 | 2 | M000010 | Bracket - Tank Strap |
| 2 | 2 | M000011 | Bracket - Lid Strap |
| 3 | 1 | M000016 | Handle - Poly Lid |
| 4 | 2 | M000619 | Bracket - Lid Latch Swivel |
| 5 | 4 | P000091 | Bolt - 1/4-20 x 1 x 0.75 Hex (F593 304 S/S FB) † |
| 6 | 1 | P000093 | Bolt - 5/16-18 x 0.75 x 0.75 Hex (F593 304 S/S FB) * |
| 7 | 10 | P000094 | Bolt - 5/16-18 x 1 x 1 Carriage (F593 304 S/S FB) † |
| 8 | 2 | P000095 | Bolt - 5/16-18 x 2 x 0.875 Carriage (F593 304 S/S FB) * |
| 9 | 4 | P000096 | Bolt - 5/16-18 x 3 x 3 Carriage (F593 304 S/S FB) * † |
| 10 | 4 | P000103 | Nut - 1/4-20 Hex Nylon Lock (F594 316 S/S FB) † |
| 11 | 14 | P000104 | Nut - 5/16-18 Hex Nylon Lock (F594 316 S/S FB) * † |
| 12 | 4 | P000105 | Nut - 3/8-16 Hex Nylon Lock (F594 316 S/S FB) * † |
| 13 | 4 | P000107 | Washer - 1/4" Flat (0.625" OD) (18-8 S/S FB) † |
| 14 | 9 | P000109 | Washer - 5/16" Flat (0.75" OD) (18-8 S/S FB) † |
| 15 | 8 | P000111 | Washer - 3/8" Flat (0.875" OD) (18-8 S/S FB) * |
| 16 | 2 | P000129 | Strap - Lid |
| 17 | 2 | P000130 | Cable - Lid |
| 18 | 1 | P000187__ | Tank Lid - Poly |
| 19 | 2 | P000553 | Latch - Lid Components (2011-Present) |
| 20 | 11 | P000610 | Bolt - 5/16-18 x 0.625 x 0.625 Hex (F593 304 S/S FB) * |
| 21 | 4 | W000100 | Bracket - Lid Cable |
| 22 | 2 | W000167 | Bracket - Lid Latch Weldment |

(*) Included In K000016 - Kit - Lid Hardware

(†) Included In K000019 - Kit - Lid to Tank Hardware

Lid - Non-deck Side



P/N's followed by "__" are color coded parts.

Color codes: AA = Black Paint, ZZ = Gray, ZY = Yellow, ZX = White

See inside front cover for details.

2/14/2019 - REV. A

SN#: 21131, 21198 - 21__

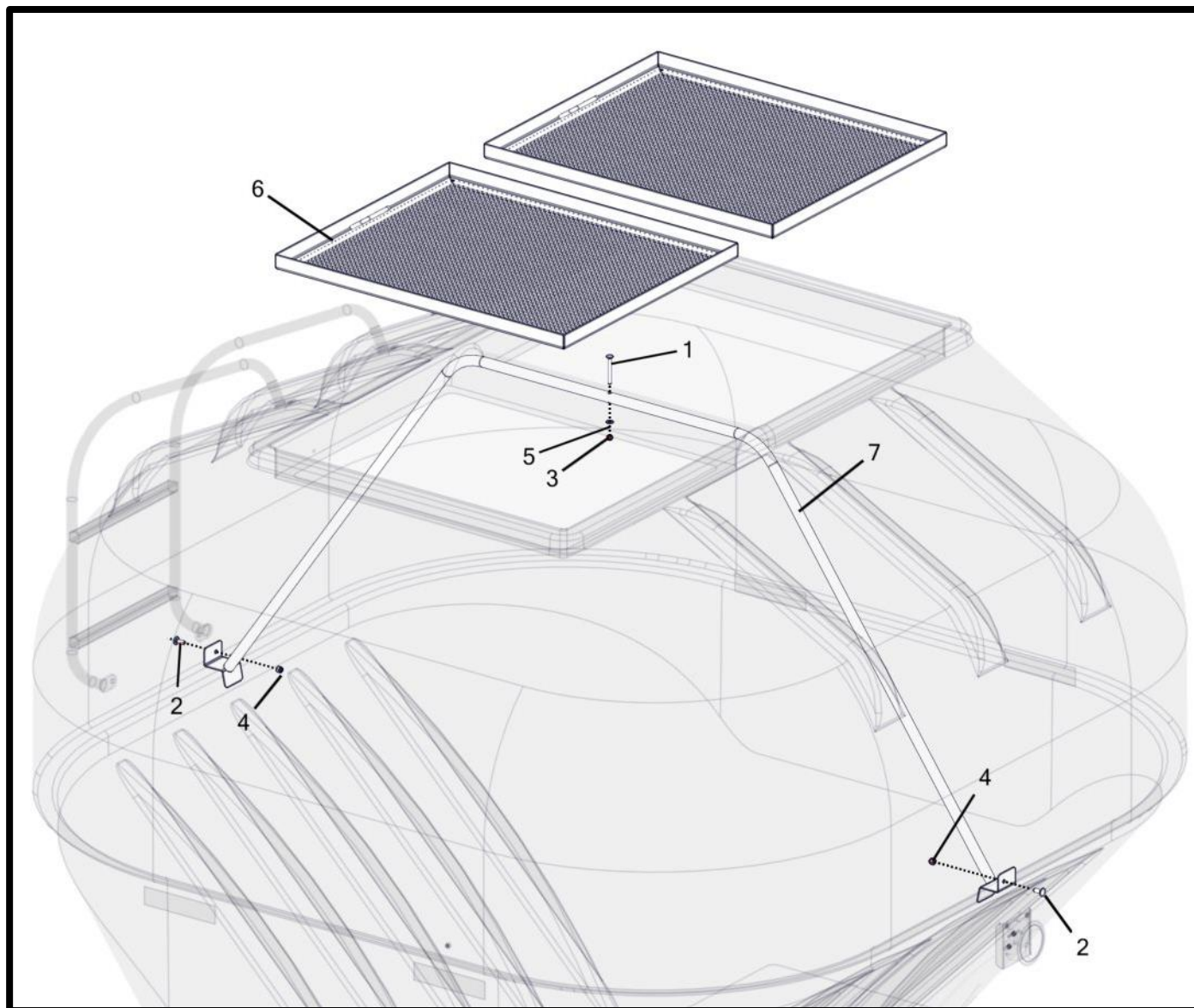
Lid - Non-deck Side

| Item No. | Qty | Part Number | Description |
|----------|-----|-------------|---|
| 1 | 2 | M000010 | Bracket - Tank Strap |
| 2 | 2 | M000011 | Bracket - Lid Strap |
| 3 | 1 | M000016 | Handle - Poly Lid |
| 4 | 2 | M000619 | Bracket - Lid Latch Swivel |
| 5 | 4 | P000091 | Bolt - 1/4-20 x 1 x 0.75 Hex (F593 304 S/S FB) † |
| 6 | 1 | P000093 | Bolt - 5/16-18 x 0.75 x 0.75 Hex (F593 304 S/S FB) * |
| 7 | 10 | P000094 | Bolt - 5/16-18 x 1 x 1 Carriage (F593 304 S/S FB) † |
| 8 | 2 | P000095 | Bolt - 5/16-18 x 2 x 0.875 Carriage (F593 304 S/S FB) * |
| 9 | 4 | P000096 | Bolt - 5/16-18 x 3 x 3 Carriage (F593 304 S/S FB) * † |
| 10 | 4 | P000103 | Nut - 1/4-20 Hex Nylon Lock (F594 316 S/S FB) † |
| 11 | 14 | P000104 | Nut - 5/16-18 Hex Nylon Lock (F594 316 S/S FB) * † |
| 12 | 4 | P000105 | Nut - 3/8-16 Hex Nylon Lock (F594 316 S/S FB) * † |
| 13 | 4 | P000107 | Washer - 1/4" Flat (0.625" OD) (18-8 S/S FB) † |
| 14 | 9 | P000109 | Washer - 5/16" Flat (0.75" OD) (18-8 S/S FB) † |
| 15 | 8 | P000111 | Washer - 3/8" Flat (0.875" OD) (18-8 S/S FB) * |
| 16 | 2 | P000129 | Strap - Lid |
| 17 | 2 | P000130 | Cable - Lid |
| 18 | 1 | P000187__ | Tank Lid - Poly |
| 19 | 2 | P000553 | Latch - Lid Components (2011-Present) |
| 20 | 11 | P000610 | Bolt - 5/16-18 x 0.625 x 0.625 Hex (F593 304 S/S FB) * |
| 21 | 4 | W000100 | Bracket - Lid Cable |
| 22 | 2 | W000167 | Bracket - Lid Latch Weldment |

(*) Included In K000016 - Kit - Lid Hardware

(†) Included In K000019 - Kit - Lid to Tank Hardware

Inside Tank



P/N's followed by "__" are color coded parts.

Color codes: AA = Black Paint, ZZ = Gray, ZY = Yellow, ZX = White

See inside front cover for details.

2/14/2019 - REV. A

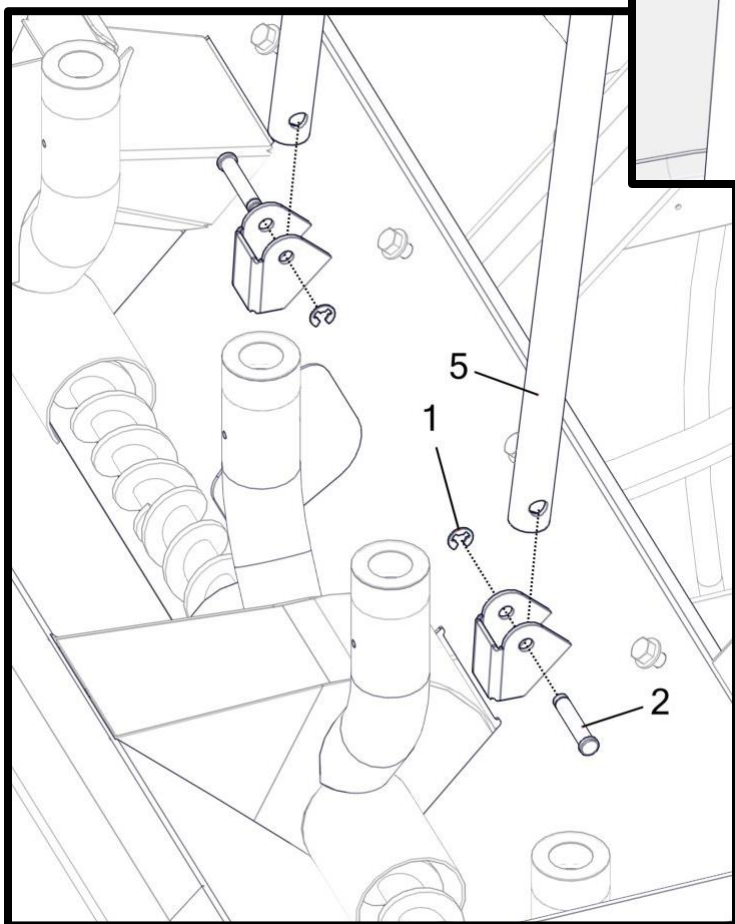
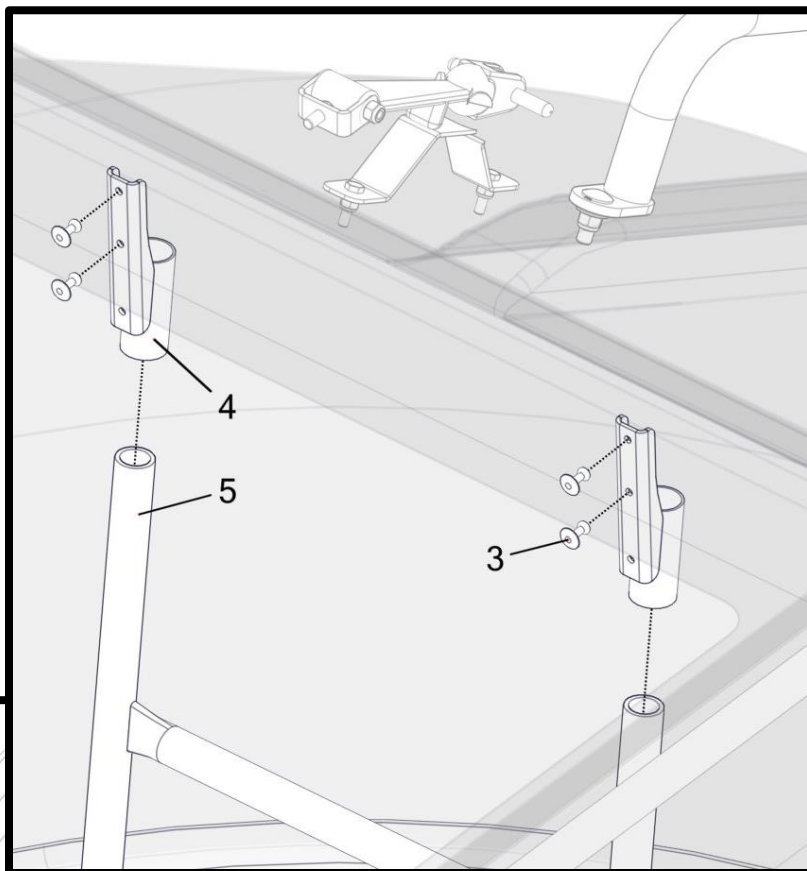
SN#: 21131, 21198 - 21__

Inside Tank

| Item No. | Qty | Part Number | Description |
|----------|-----|-------------|---|
| 1 | 1 | P000096 | Bolt - 5/16-18 x 3 x 3 Carriage (F593 304 S/S FB) * |
| 2 | 2 | P000098 | Bolt - 3/8-16 x 1 x 1 Carriage (F593 304 S/S FB) * |
| 3 | 1 | P000104 | Nut - 5/16-18 Hex Nylon Lock (F594 316 S/S FB) * |
| 4 | 2 | P000105 | Nut - 3/8-16 Hex Nylon Lock (F594 316 S/S FB) * |
| 5 | 1 | P000109 | Washer - 5/16" Flat (0.75" OD) (18-8 S/S FB) * |
| 6 | 2 | W000071 | Screen - Tank Top (1/2" C/C) (Shown) |
| | | W000160 | Screen - Tank Top (3/4" C/C) |
| 7 | 1 | W000093 | Brace - Tank (9 Ton) (Shown) |
| | | W000092 | Brace - Tank (6 Ton) |

(†) Included In K000019 - Kit - Lid to Tank Hardware

Inside Tank Ladder



P/N's followed by "__" are color coded parts.

Color codes: AA = Black Paint, ZZ = Gray, ZY = Yellow, ZX = White

See inside front cover for details.

2/14/2019 - REV. A

SN#: 21131, 21198 - 21__

Inside Tank Ladder

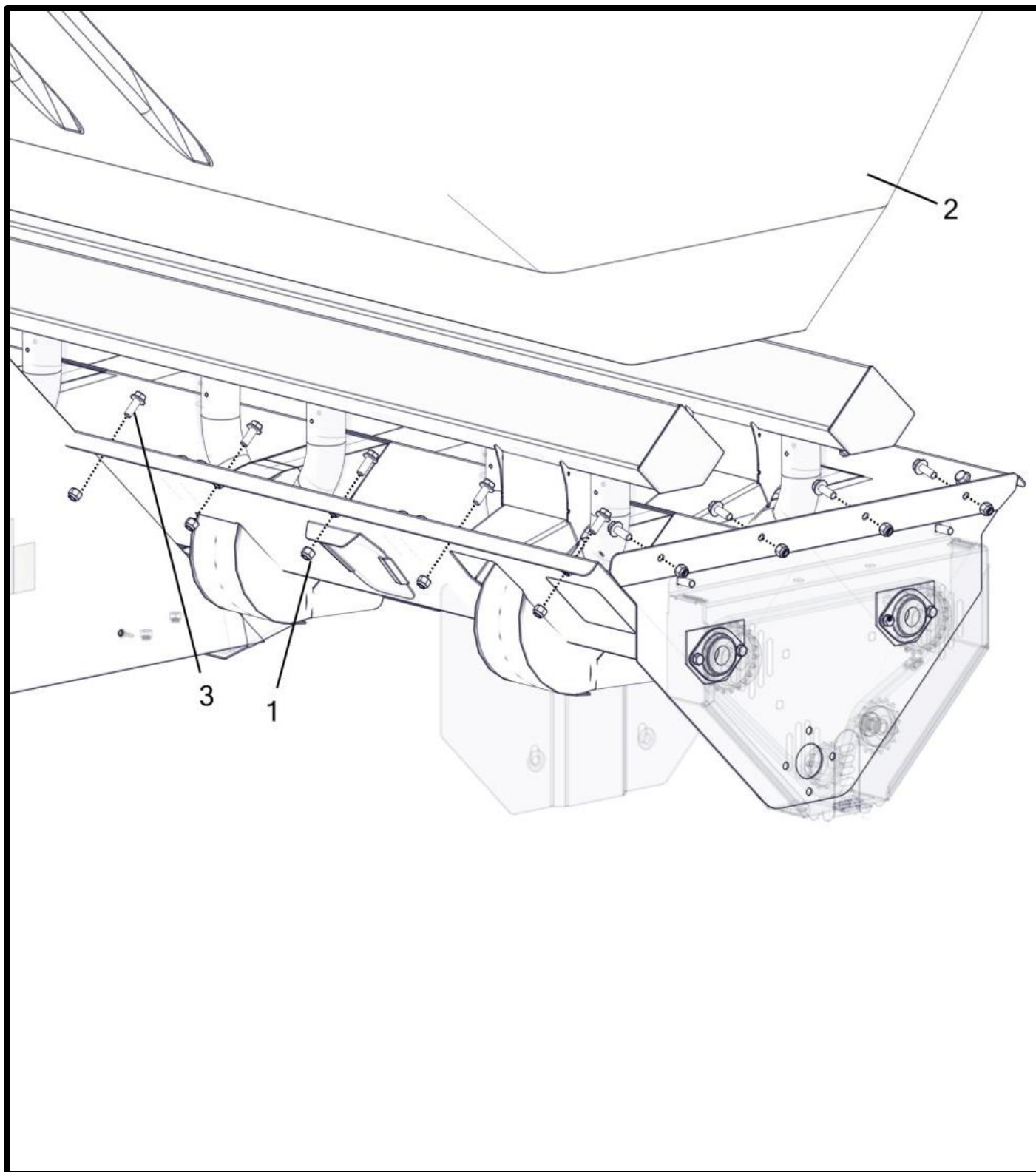
| Item No. | Qty | Part Number | Description |
|----------|-----|-------------|---|
| 1 | 2 | (N) P002215 | Retainer - 3/8" E-Clip * † |
| 2 | 2 | (N) P002216 | Pin - Grooved Clevis 3/8" X 2" X 1 13/16" (18-8 S/S) |
| 3 | 4 | (N) P002249 | Rivet - 3/16" Large Flange 5/8"-3/4" Grip (18-8 S/S FB) * † |
| 4 | 2 | (N) W002368 | Bracket - Inside Tank Ladder Hold Gen II |
| 5 | 1 | (N) W002602 | Ladder - Twin Auger (9 Ton) Gen I Inside (Shown) |
| | 1 | (N) W002603 | Ladder - Twin Auger (6 Ton) Gen I Inside |
| | 1 | (N) W002606 | Ladder - Single Auger (9 Ton) Gen I Inside |
| | 1 | (N) W002607 | Ladder - Single Auger (6 Ton) Gen I Inside |

(*) Included In (N) K002222 - Kit - Tank/Trough Hardware Gen I (Single Auger)

(†) Included In (N) K002223 - Kit - Tank/Trough Hardware Gen I (Twin Auger)

LADDER STYLE CHANGED IN 2019, AND IS NOT RETROFITTABLE TO EARLIER MODELS.

Tank To Meter



P/N's followed by "__" are color coded parts.

Color codes: AA = Black Paint, ZZ = Gray, ZY = Yellow, ZX = White

See inside front cover for details.

2/14/2019 - REV. A

SN#: 21131, 21198 - 21___

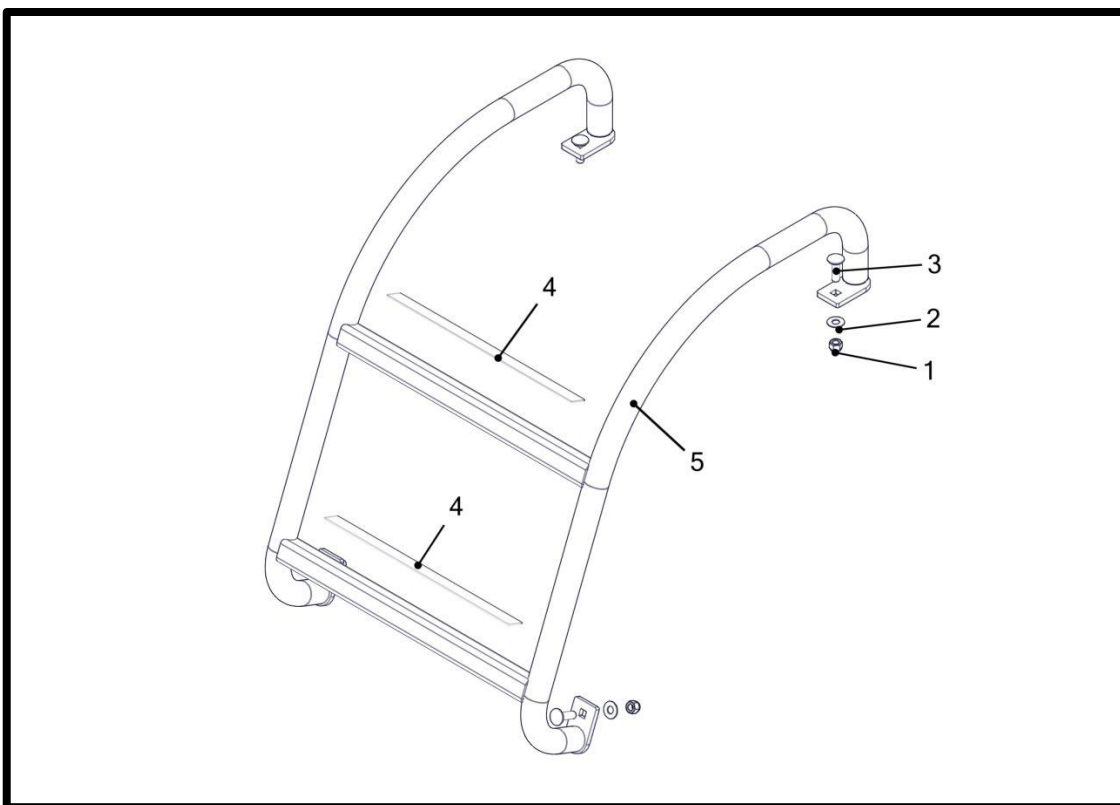
Tank To Meter

| Item No. | Qty | Part Number | Description |
|----------|-----|--------------------|---|
| 1 | 28 | P000105 | Nut - 3/8-16 Hex Nylon Lock (F594 316 S/S FB) * † |
| 2 | 1 | P000186__ | Tank - Poly 9 Ton (Shown) |
| | 1 | P000185__ | Tank - Poly 6 Ton |
| 3 | 28 | (R) P002541 | Bolt - 3/8-16 x 1 x 1 Flange (18-8 S/S FB) * † |

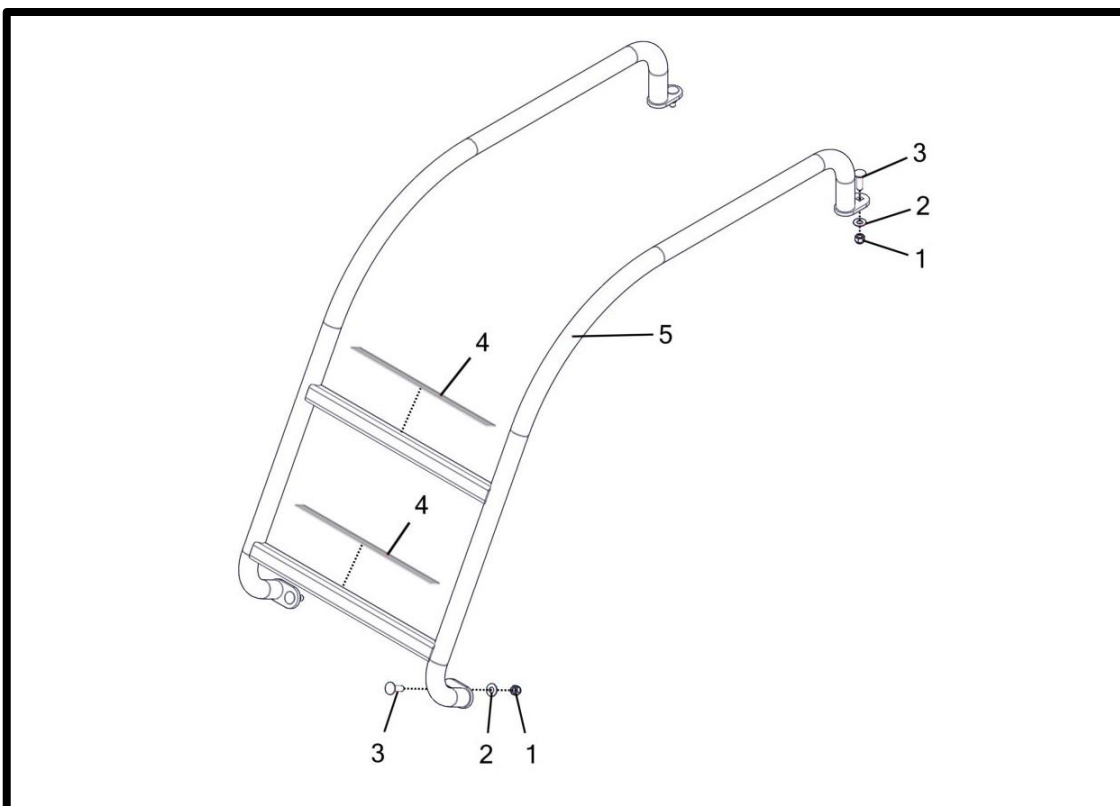
(*) Included In **(N)** K002222 - Kit - Tank/Trough Hardware Gen I (Single Auger)

(†) Included In **(N)** K002223 - Kit - Tank/Trough Hardware Gen I (Twin Auger)

Handrail - 6 Ton



Handrail - 9 Ton



P/N's followed by "__" are color coded parts.

Color codes: AA = Black Paint, ZZ = Gray, ZY = Yellow, ZX = White
See inside front cover for details.

2/14/2019 - REV. A

SN#: 21131, 21198 - 21__

Handrail - 6 Ton

| Item No. | Qty. | Part Number | Description |
|----------|------|------------------|---|
| | | A002451__ | Handrail - 6 Ton |
| 1 | 4 | P000105 | Nut - 3/8-16 Hex Nylon Lock (F594 316 S/S FB) * |
| 2 | 4 | P000111 | Washer - 3/8" Flat (0.875" OD) (18-8 S/S FB) * |
| 3 | 4 | P000303 | Bolt - 3/8-16 x 1.25 x 1 Carriage (F593 304 S/S FB) * |
| 4 | 2 | P000473 | Decal - Anti-Slip Safety Tape (1" x 13") Black 36g |
| 5 | 1 | W002583__ | Rail - 6 Ton Tank Hand |

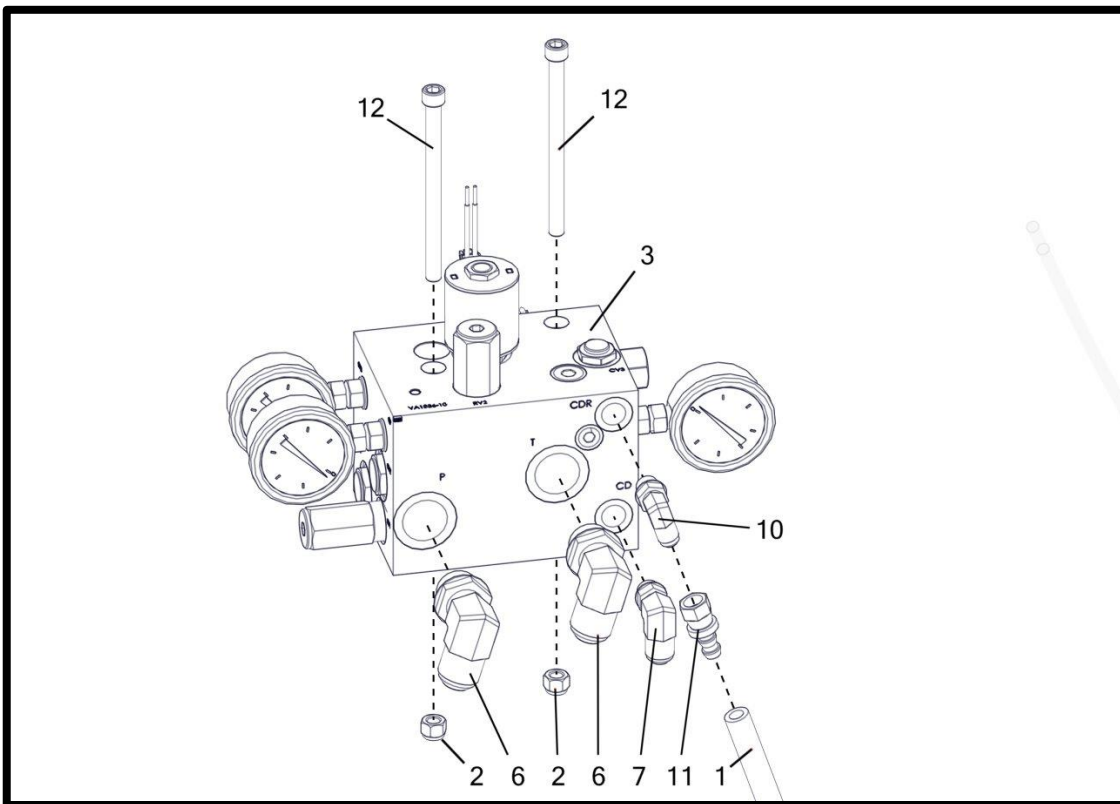
(*) Included In K000056 - Kit - Handrail Hardware

Handrail - 9 Ton

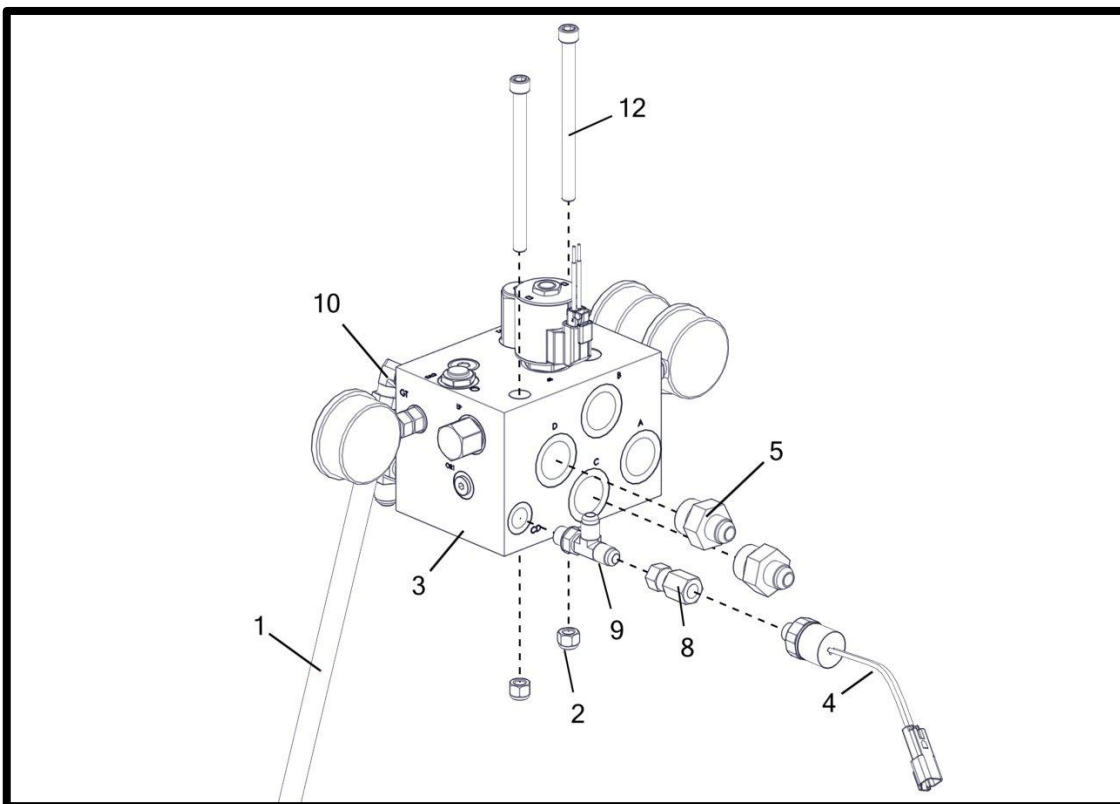
| Item No. | Qty. | Part Number | Description |
|----------|------|------------------|---|
| | | A002449__ | Handrail - 9 Ton |
| 1 | 4 | P000105 | Nut - 3/8-16 Hex Nylon Lock (F594 316 S/S FB) * |
| 2 | 4 | P000111 | Washer - 3/8" Flat (0.875" OD) (18-8 S/S FB) * |
| 3 | 4 | P000303 | Bolt - 3/8-16 x 1.25 x 1 Carriage (F593 304 S/S FB) * |
| 4 | 2 | P000473 | Decal - Anti-Slip Safety Tape (1" x 13") Black 36g |
| 5 | 1 | W002582__ | Rail - 9 Ton Tank Hand |

(*) Included In K000056 - Kit - Handrail Hardware

Hydraulic Block Front



Hydraulic Block Rear



P/N's followed by "__" are color coded parts.

Color codes: AA = Black Paint, ZZ = Gray, ZY = Yellow, ZX = White

See inside front cover for details.

2/14/2019 - REV. A

SN#: 21131, 21198 - 21__

Hydraulic Block Fittings And Hardware

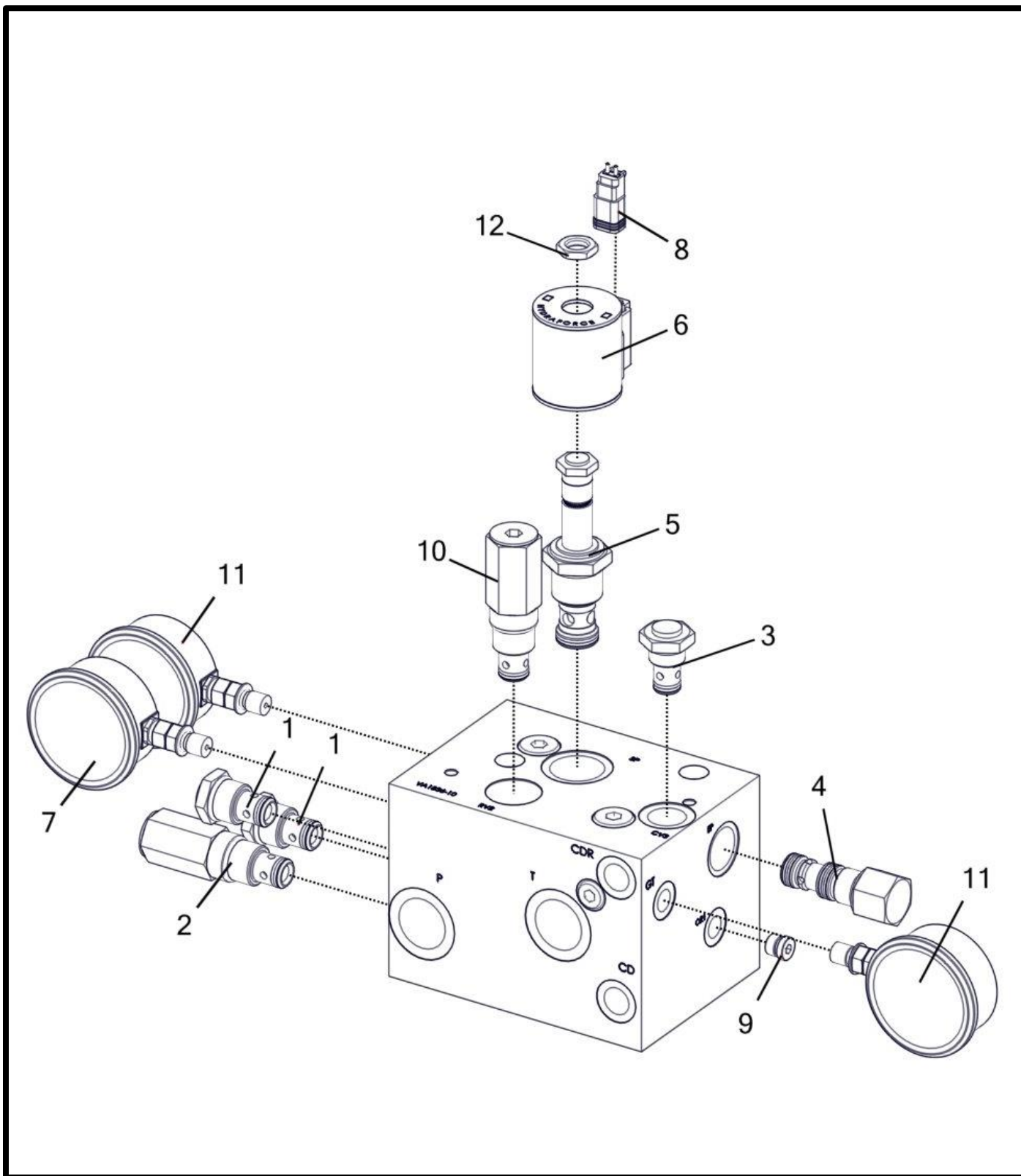
| Item No. | Qty. | Part Number | Description |
|----------|------|-------------|---|
| 1 | 1 | M001042 | Hose - Manifold Case Drain Bypass |
| 2 | 2 | P000105 | Nut - 3/8-16 Hex Nylon Lock (F594 316 S/S FB) * † |
| 3 | 1 | P000352 | Manifold - Hydraulic Control |
| 4 | 1 | P000378 | Switch - Hyd Pressure Sensor (15-35 PSI) (Case Drain) |
| 5 | 2 | P000384 | Fitting - Hyd - #12 M O-Ring x M #8 JIC Straight ‡ |
| | | P002585 | O-Ring - #12 Buna (4000-12) |
| 6 | 2 | P000385 | Fitting - Hyd - #12 M JIC x #12 M O-Ring Elbow 90 ‡ |
| | | P002585 | O-Ring - #12 Buna (4000-12) |
| 7 | 1 | P000386 | Fitting - Hyd - #6 M O-Ring x #8 M JIC Elbow 90 ‡ |
| | | P002582 | O-Ring - #6 Buna (4000-06) |
| 8 | 1 | P000388 | Fitting - Hyd - #6 F JIC x 1/4" F Pipe Adapter Union ‡ |
| 9 | 1 | P000389 | Fitting - Hyd - 1&3=#6 M JIC, 2=#6 M O-Ring Tee ‡ |
| | | P002582 | O-Ring - #6 Buna (4000-06) |
| 10 | 1 | P000390 | Fitting - Hyd - #6 M O-Ring x #6 M JIC Elbow 90 ‡ |
| | | P002582 | O-Ring - #6 Buna (4000-06) |
| 11 | 1 | P000391 | Fitting - #6 F JIC Adapter to 3/8" Push-Lock Barb ‡ |
| 12 | 2 | P000619 | Bolt - 3/8-16 x 5 x 1 Socket Head (F593 316 S/S FB) * † |

(*) Included In K002128 - Kit - Hydraulic Auger Drive Hardware (S/S)

(†) Included In K002081 - Kit - Hydraulic Auger Drive Hardware (Twin Auger) (S/S)

(‡) Included In K000031 - Kit - Hydraulic Fittings and Hoses for Manifold Units

Hydraulic Block Components (P000352)



P/N's followed by "__" are color coded parts.

Color codes: AA = Black Paint, ZZ = Gray, ZY = Yellow, ZX = White

See inside front cover for details.

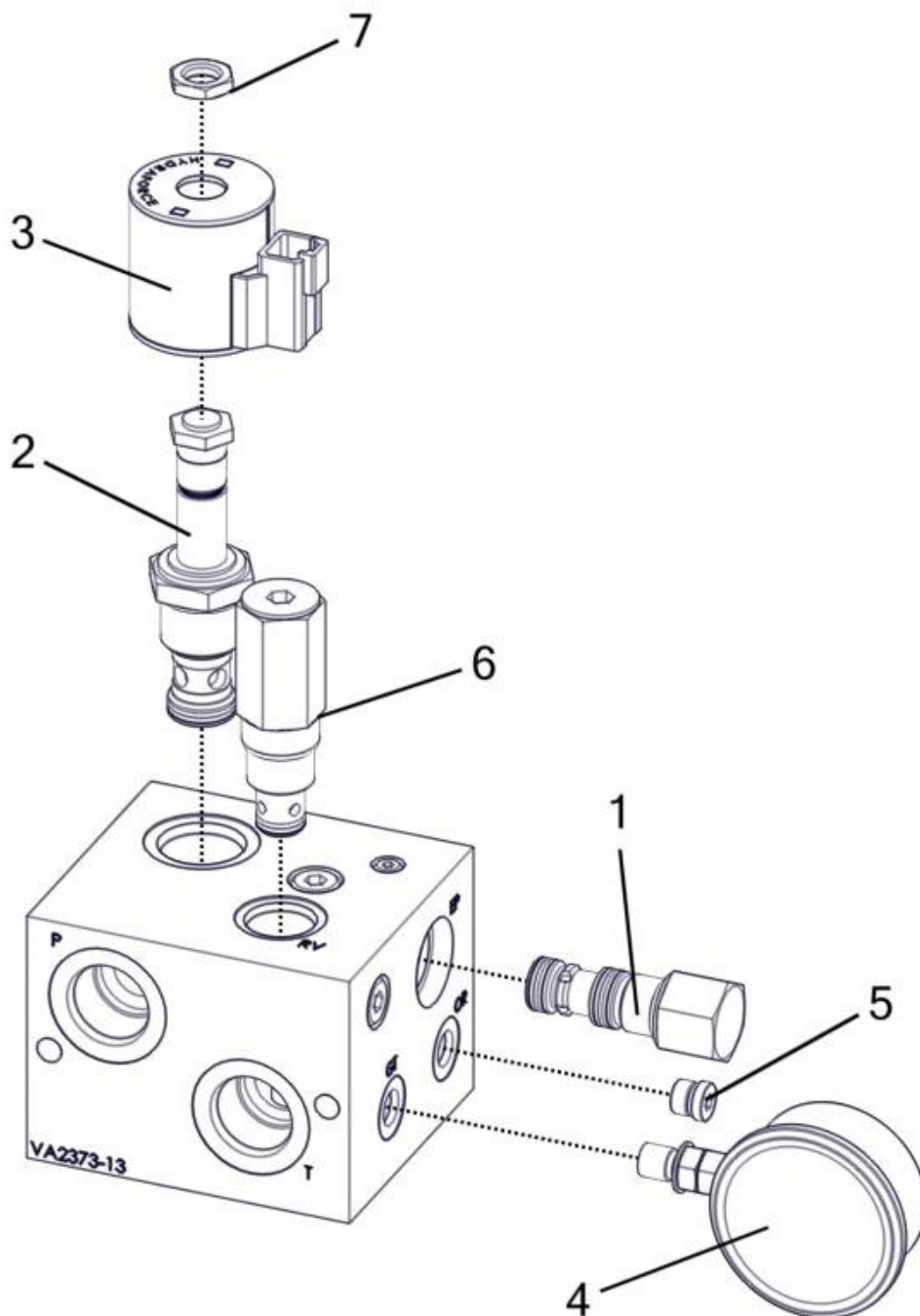
2/14/2019 - REV. A

SN#: 21131, 21198 - 21__

Hydraulic Block Components (P000352)

| Item No. | Qty | Part Number | Description |
|----------|-----|-------------|--|
| 1 | 2 | P000355 | Valve - Hyd. - #10 Size Check, 20 GPM, 10 PSI (565845) |
| | | P002568 | Kit - 565803 Replacement Seal |
| 2 | 1 | P000356 | Valve - Hyd. - #10 Size Relief Differential, Poppet, 20 GPM, 3000 PSI (889553) |
| | | P002568 | Kit - 565803 Replacement Seal |
| 3 | 1 | P000358 | Valve - Hyd. - #8 Size Check, 8 GPM, 25PSI (02-171258) |
| | | P002569 | Kit - 02-165875 Replacement Seal |
| 4 | 1 | P000359 | Valve - Hyd. - #10 Size EP Logic Element, 20 GPM, 80 PSI (EPFR50-S35-0-N-80) |
| | | P002570 | Kit - SK10-3N-MM Replacement Seal |
| 5 | 1 | P000360 | Valve - Hyd. - #12 Size Proportional Control, 2-Way, NC, Poppet (PWM) (SP12-20-0-N-00) |
| | | P002571 | Kit - SK12-2N-T Replacement Seal |
| 6 | 1 | P000361 | E-Coil - #10, 12 VDC, Deutsch DT04-2P (4303712) |
| 7 | 1 | P000362 | Gauge - Hyd. - 3000 PSI #4 O-Ring (7/16"-20) |
| | | P002581 | O-Ring - #4 Buna (4000-04) |
| 8 | 1 | P000363 | Harness - 2 Pin Deutsch w/ 9" Leads (DT06-2S) |
| 9 | 1 | P000787 | Plug - Hyd. - #04 O-Ring 6408-HHP-04 |
| | | P002581 | O-Ring - #4 Buna (4000-04) |
| 10 | 1 | P000947 | Valve - Hyd. - 10 Size Relief Differential Poppet 20 GPM, 750 PSI RV3-10-1-0-9/7.5 |
| | | P002568 | Kit - 565803 Replacement Seal |
| 11 | 2 | P002411 | Gauge - Hyd. - 1500 PSI #4 O-Ring (7/16"-20) |
| | | P002581 | O-Ring - #4 Buna (4000-04) |
| 12 | 1 | P002517 | Nut - Coil 7004400 |

Two Section Secondary Block (P000718)



P/N's followed by "__" are color coded parts.

Color codes: AA = Black Paint, ZZ = Gray, ZY = Yellow, ZX = White

See inside front cover for details.

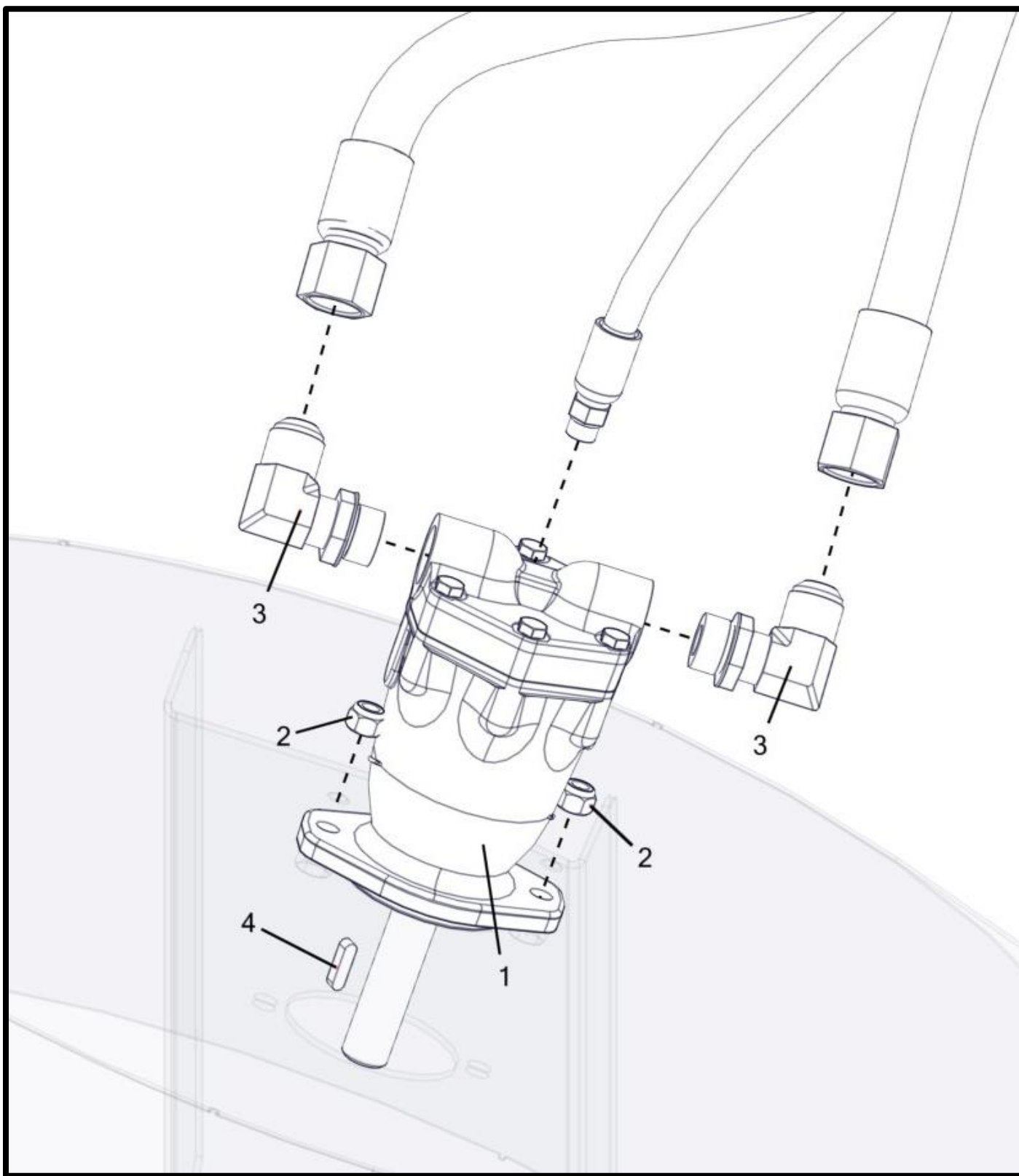
2/14/2019 - REV. A

SN#: 21131, 21198 - 21__

Two Section Secondary Block (P000718)

| Item No. | Qty | Part Number | Description |
|----------|-----|-------------|--|
| 1 | 1 | P000359 | Valve - Hyd. - #10 Size EP Logic Element, 20 GPM, 80 PSI (EPFR50-S35-0-N-80) |
| | | P002570 | Kit - SK10-3N-MM Replacement Seal |
| 2 | 1 | P000360 | Valve - Hyd. - #12 Size Proportional Control, 2-Way, NC, Poppet (PWM) (SP12-20-0-N-00) |
| | | P002571 | Kit - SK12-2N-T Replacement Seal |
| 3 | 1 | P000361 | E-Coil - #10, 12 VDC, Deutsch DT04-2P (4303712) |
| 4 | 1 | P002411 | Gauge - Hyd. - 1500 PSI #4 O-Ring (7/16"-20) |
| | | P002581 | O-Ring - #4 Buna (4000-04) |
| 5 | 1 | P000787 | Plug - Hyd. - #04 O-Ring 6408-HHP-04 |
| | | P002581 | O-Ring - #4 Buna (4000-04) |
| 6 | 1 | P000947 | Valve - Hyd. - 10 Size Relief Differential Poppet 20 GPM, 750 PSI RV3-10-1-0-9/7.5 |
| | | P002568 | Kit - 565803 Replacement Seal |
| 7 | 1 | P002517 | Nut - Coil 7004400 |

Fan Motor



P/N's followed by “_” are color coded parts.

Color codes: AA = Black Paint, ZZ = Gray, ZY = Yellow, ZX = White

See inside front cover for details.

2/14/2019 - REV. A

SN#: 21131, 21198 - 21_ _ _

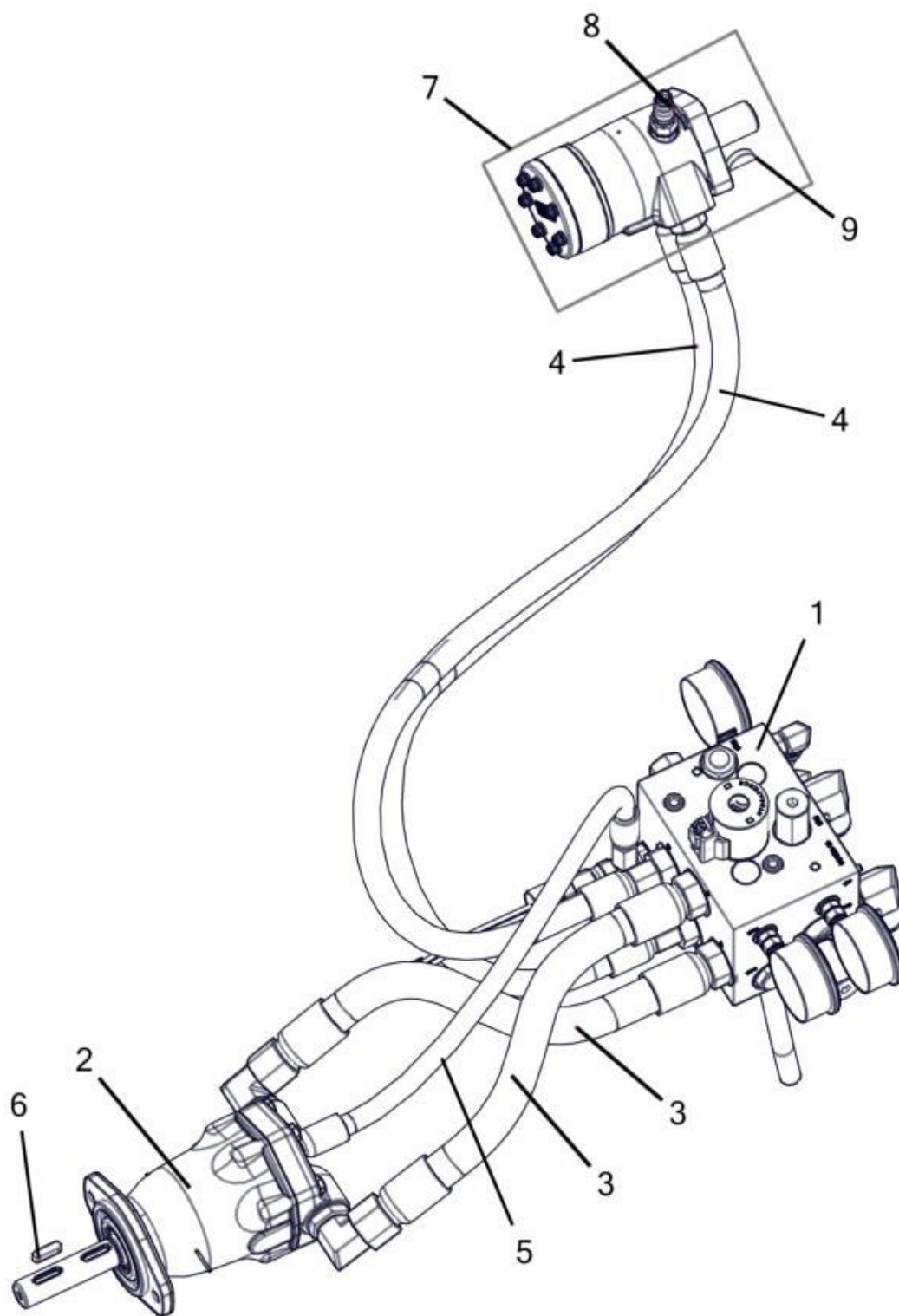
Fan Motor

| Item No. | Qty. | Part Number | Description |
|----------|------|-------------|--|
| 1 | 1 | P000353 | Motor - Eaton 8 & 12 Row Fan (74115) w/Key (Not Shown) |
| | 1 | P000354 | Motor - Eaton 16 & 24 Row Fan (74118) w/Key (Shown) |
| 2 | 2 | P000369 | Nut - 7/16-14 Hex Nylon Lock (F594 316 S/S FB) * |
| 3 | 2 | P000385 | Fitting - Hyd - #12 M JIC x #12 M O-Ring Elbow 90 † |
| | | P002585 | O-Ring - #12 Buna (4000-12) |
| 4 | 1 | P000784 | Key - .25"x.25"x1" |

(*) Included In K000005 - Kit - Fan Hardware

(†) Included In K000031 - Kit - Hydraulic Fittings and Hoses for Manifold Units

Hydraulic Hoses And Motors



P/N's followed by "__" are color coded parts.

Color codes: AA = Black Paint, ZZ = Gray, ZY = Yellow, ZX = White

See inside front cover for details.

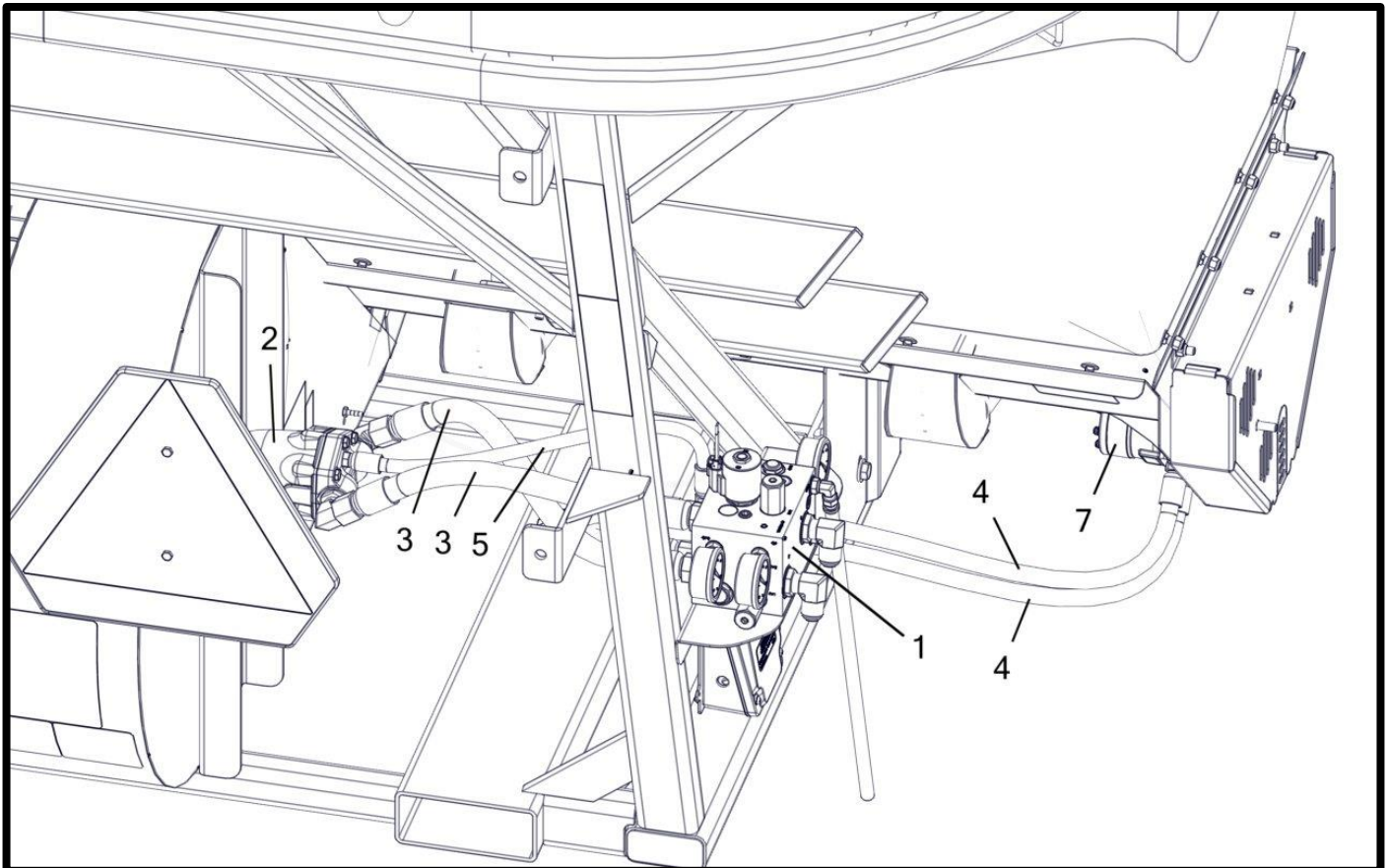
2/14/2019 - REV. A

SN#: 21131, 21198 - 21__

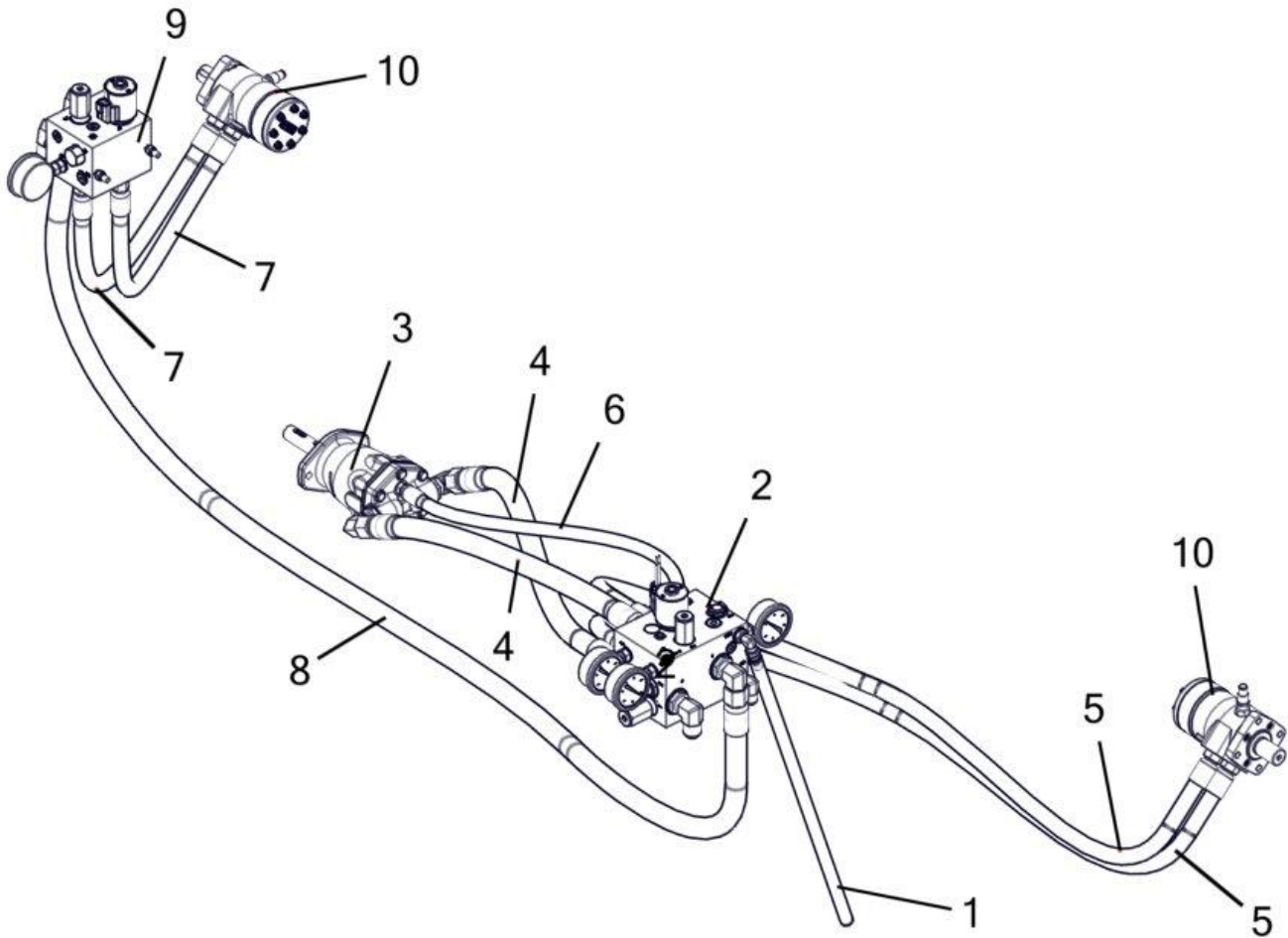
Hydraulic Hoses And Motors

| Item No. | Qty | Part Number | Description |
|----------|-----|-------------|---|
| 1 | 1 | P000352 | Manifold - Hydraulic Control |
| 2 | 1 | P000353 | Motor - Eaton 8 & 12 Row Fan (74115) w/Key (Not Shown) |
| | 1 | P000354 | Motor - Eaton 16 & 24 Row Fan (74118) w/Key (Shown) |
| 3 | 2 | P000381 | Hose - Hydraulic 3/4" x 20" (#12 M O-Ring Rigid x JIC #12 F Swivel) * |
| | | P002585 | O-Ring - #12 Buna (4000-12) |
| 4 | 2 | P000382 | Hose - Hydraulic 1/2" x 52" (#10 M O-Ring x #8 F JIC Swivel) * |
| | | P002584 | O-Ring - #10 Buna (4000-10) |
| 5 | 1 | P000383 | Hose - Hydraulic 3/8" x 24" (#6 M O-Ring x JIC #6 F Swivel) * |
| | | P002582 | O-Ring - #6 Buna (4000-06) |
| 6 | 1 | P000784 | Key - .25"x.25"x1" |
| 7 | 1 | P000806 | Motor - Hyd. Motor Auger (Gen I) w/ Speed Sensor w/Key (101-3931-009) |
| 8 | 1 | P000926 | Sensor - Char-Lynn Motor Speed Sensor (60 Pulse) |
| 9 | 1 | P002694 | Key - Woodruff .25" x 1" #15 |

(*) Included In K000031 - Kit - Hydraulic Fittings and Hoses for Manifold Units



Two Section Hydraulic Hoses And Motors



P/N's followed by "__" are color coded parts.

Color codes: AA = Black Paint, ZZ = Gray, ZY = Yellow, ZX = White

See inside front cover for details.

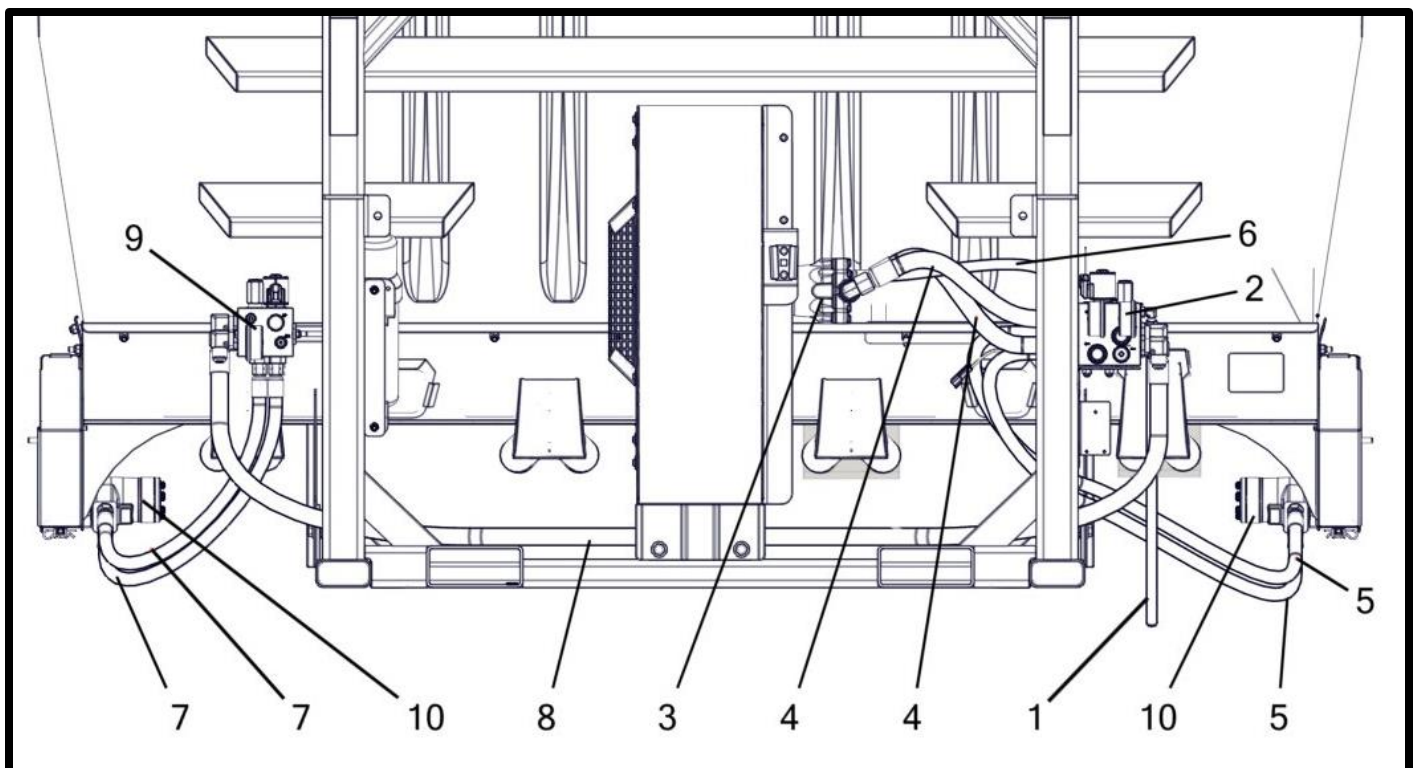
2/14/2019 - REV. A

SN#: 21131, 21198 - 21__

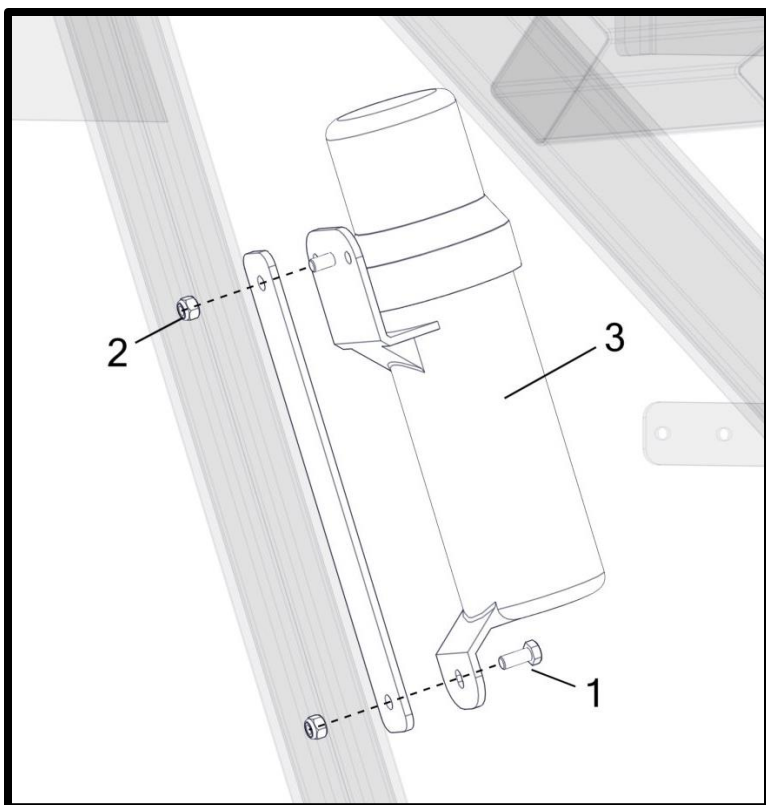
Two Section Hydraulic Hoses And Motors

| Item No. | Qty | Part Number | Description |
|----------|-----|-------------|---|
| 1 | 1 | M001042 | Hose - Manifold Case Drain Bypass |
| 2 | 1 | P000352 | Manifold - Hydraulic Control |
| 3 | 1 | P000353 | Motor - Eaton 8 & 12 Row Fan (74115) w/Key (Not Shown) |
| | 1 | P000354 | Motor - Eaton 16 & 24 Row Fan (74118) w/Key (Shown) |
| 4 | 2 | P000381 | Hose - Hydraulic 3/4" x 20" (#12 Male O-ring x #12 Female JIC Swivel) * |
| | | P002585 | O-Ring - #12 Buna (4000-12) |
| 5 | 2 | P000382 | Hose - Hydraulic 1/2" x 52" (#10 Male O-ring x #8 Female JIC Swivel) * |
| | | P002584 | O-Ring - #10 Buna (4000-10) |
| 6 | 1 | P000383 | Hose - Hydraulic 3/8" x 24" (#6 Male O-ring x #6 Female JIC Swivel) * |
| | | P002582 | O-Ring - #6 Buna (4000-06) |
| 7 | 2 | P000714 | Hose - Hydraulic 1/2" x 36" (#10 Male O-ring x #8 Female JIC Swivel) |
| | | P002584 | O-Ring - #10 Buna (4000-10) |
| 8 | 1 | P000715 | Hose - Hydraulic 3/4" x 92" (#12 Female JIC Swivel x #12 Female JIC Swivel) |
| 9 | 1 | P000718 | Valve - Electric Hydraulic Block Manifold (PWM Closed) |
| 10 | 2 | P000806 | Motor - Hyd. Motor Auger (Gen I) w/ Speed Sensor w/Key (101-3931-009) |

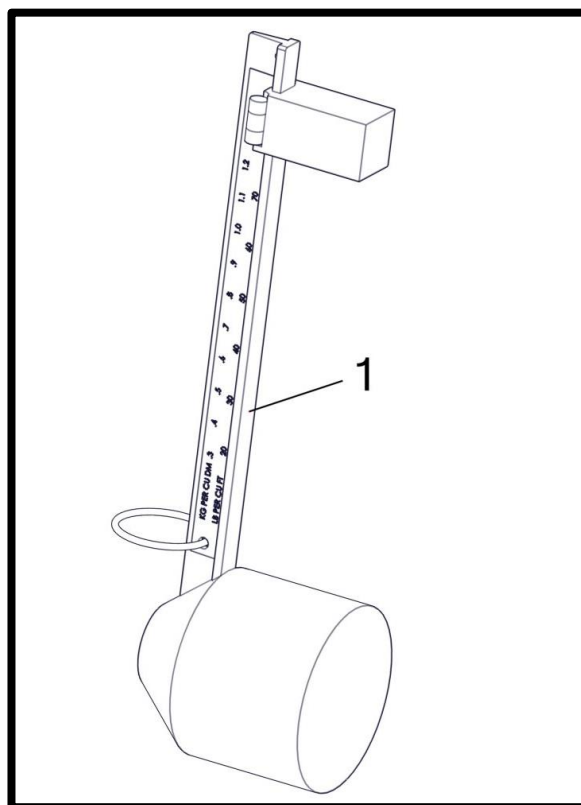
(*) Included In K000031 - Kit - Hydraulic Fittings and Hoses for Manifold Units



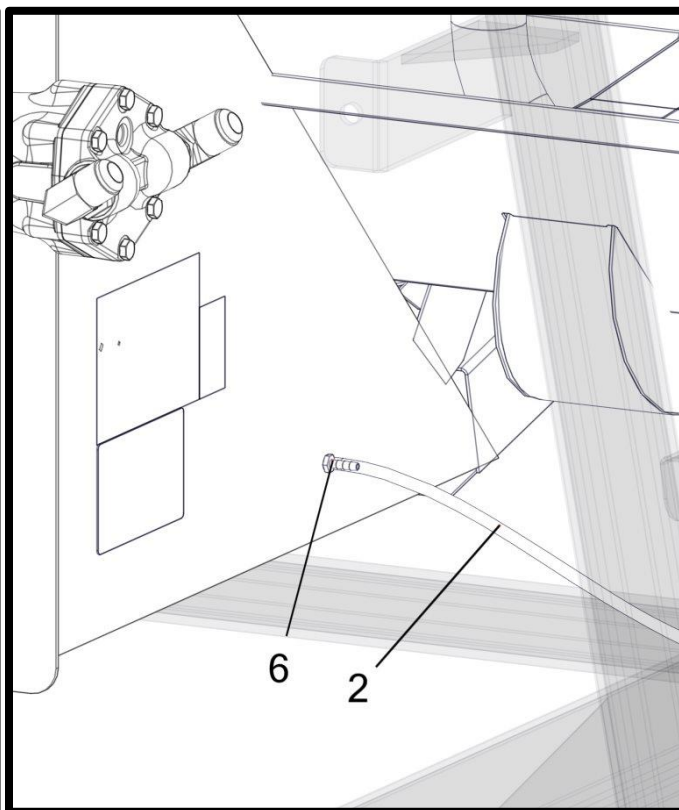
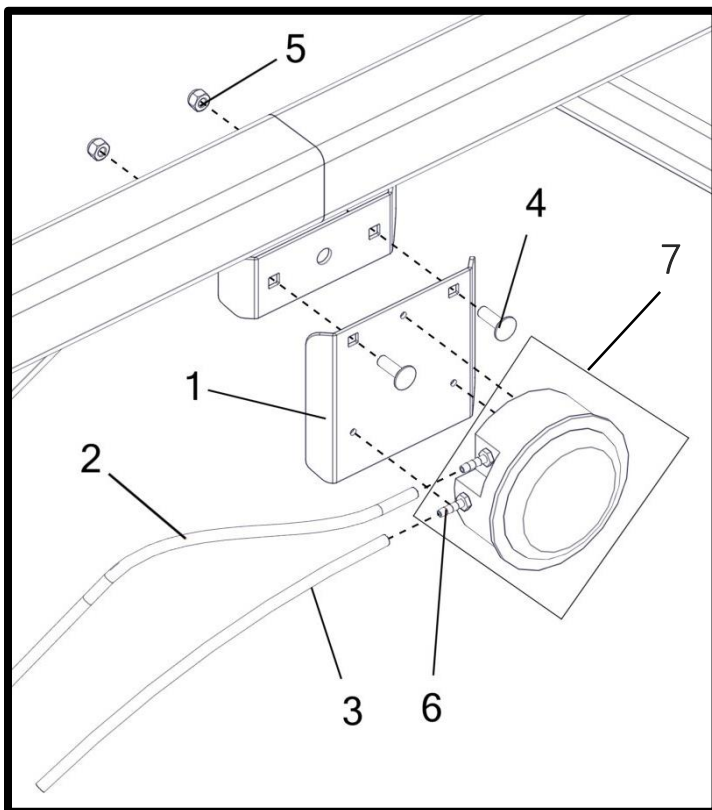
Manual Holder



Density Scale



Air Gauge



P/N's followed by "__" are color coded parts.

Color codes: AA = Black Paint, ZZ = Gray, ZY = Yellow, ZX = White

See inside front cover for details.

2/14/2019 - REV. A

SN#: 21131, 21198 - 21__

Manual Holder

| Item No. | Qty. | Part Number | Description |
|----------|------|-------------|--|
| 1 | 2 | P000093 | Bolt - 5/16-18 x 0.75 x 0.75 Hex (F593 304 S/S FB) * |
| 2 | 2 | P000104 | Nut - 5/16-18 Hex Nylon Lock (F594 316 S/S FB) * |
| 3 | 1 | P000317 | Holder - Instruction Manual |

(*) Included In K000027 - Kit - Misc. Skid Hardware

Density Scale

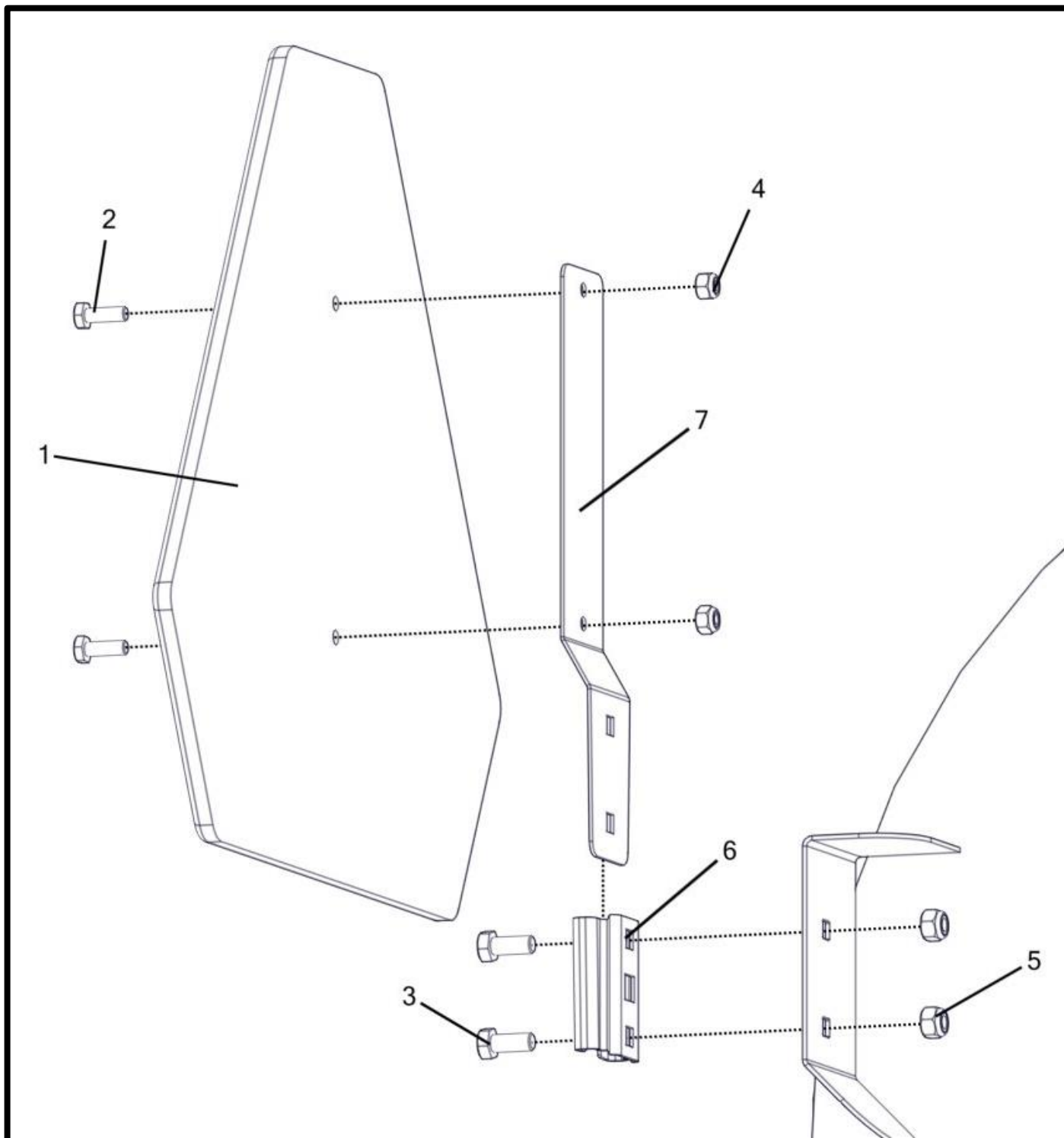
| Item No. | Qty. | Part Number | Description |
|----------|------|-------------|--|
| 1 | 1 | P000428 | Scale - Fertilizer Density (Montag Logo) |

Air Gauge

| Item No. | Qty | Part Number | Description |
|----------|-----|-------------|---|
| 1 | 1 | M000054__ | Mount - Pressure Gauge |
| 2 | 1 | M001043 | Hose - Air Gauge Fan Tube |
| 3 | 1 | M001044 | Hose - Air Gauge Breather Tube |
| 4 | 2 | P000094 | Bolt - 5/16-18 x 1 x 1 Carriage (F593 304 S/S FB) * |
| 5 | 2 | P000104 | Nut - 5/16-18 Hex Nylon Lock (F594 316 S/S FB) * |
| 6 | 3 | P000125 | Fitting - Air - 3/16" Hose Barb x 1/8 NPT |
| 7 | 1 | P000154 | Air Gauge - Dwyer 0-30" WC |

(*) Included In K000027 - Kit - Misc. Skid Hardware

Slow Moving Vehicle (SMV) Sign



P/N's followed by "__" are color coded parts.

Color codes: AA = Black Paint, ZZ = Gray, ZY = Yellow, ZX = White

See inside front cover for details.

2/14/2019 - REV. A

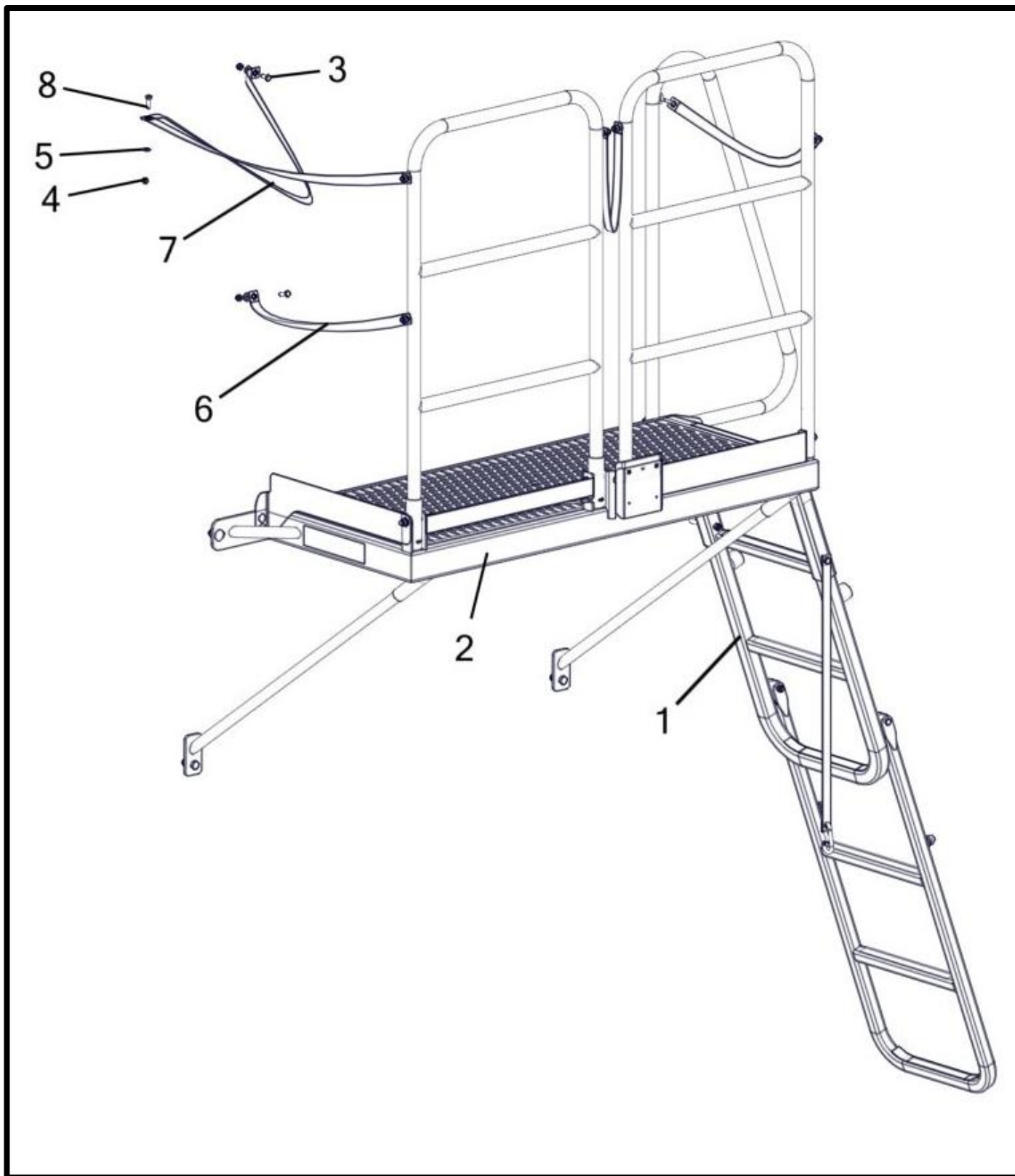
SN#: 21131, 21198 - 21__

Slow Moving Vehicle (SMV) Sign

| Item No. | Qty | Part Number | Description |
|----------|-----|-------------|--|
| 1 | 1 | P000023 | Sign - SMV Plastic |
| 2 | 2 | P000090 | Bolt - 1/4-20 x 0.75 x 0.75 Hex (F593 304 S/S FB) * |
| 3 | 2 | P000093 | Bolt - 5/16-18 x 0.75 x 0.75 Hex (F593 304 S/S FB) * |
| 4 | 2 | P000103 | Nut - 1/4-20 Hex Nylon Lock (F594 316 S/S FB) * |
| 5 | 2 | P000104 | Nut - 5/16-18 Hex Nylon Lock (F594 316 S/S FB) * |
| 6 | 1 | P002480 | Bracket - SMV Socket |
| 7 | 1 | P002589 | Bracket - SMV Spade |

(*) Included In K002082 - Kit - SMV Hardware (S/S)

Deck - 6 Ton Folding Complete (S/S Hardware)



P/N's followed by "__" are color coded parts.

Color codes: AA = Black Paint, ZZ = Gray, ZY = Yellow, ZX = White

See inside front cover for details.

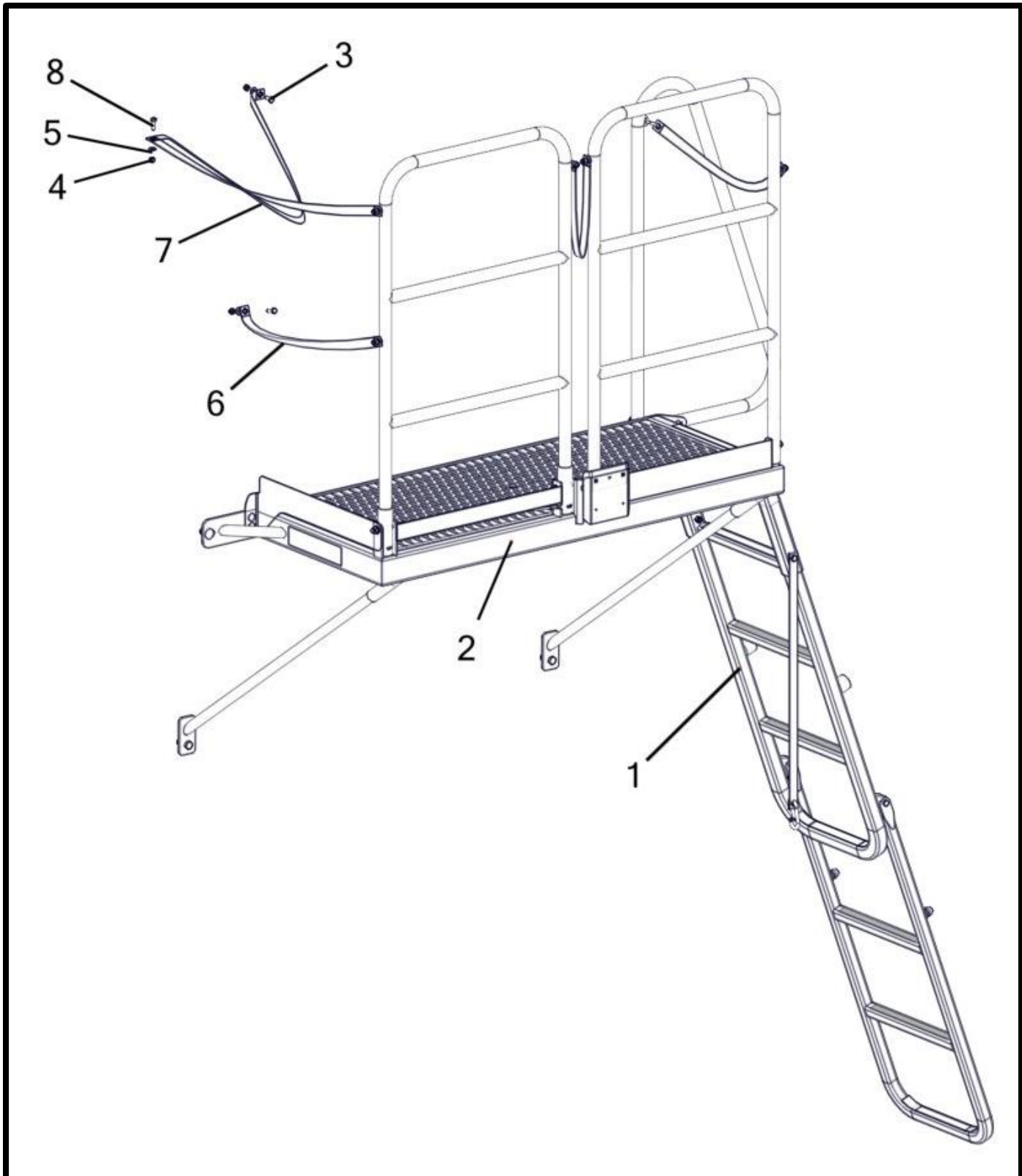
2/14/2019 - REV. A

SN#: 21131, 21198 - 21__

Deck - 6 Ton Folding Complete (S/S Hardware)

| Item No. | Qty | Part Number | Description |
|----------|-----|----------------------|---|
| | | A002399__ | Deck - 6 Ton Folding Complete (S/S Hardware) |
| 1 | 1 | (R) A002458__ | Deck - Universal Assembled (S/S Hardware) |
| 2 | 1 | A002444__ | Ladder - 6 Ton Folding (S/S Hardware) |
| 3 | 1 | P000093 | Bolt - 5/16-18 x 0.75 x 0.75 Hex (F593 304 S/S FB) |
| 4 | 3 | P000104 | Nut - 5/16-18 Hex Nylon Lock (F594 316 S/S FB) |
| 5 | 3 | P000109 | Washer - 5/16" Flat (0.75" OD) (18-8 S/S FB) |
| 6 | 1 | P000444 | Strap - 1" X 23" Safety |
| 7 | 1 | P000447 | Strap - Lid/Deck Folding Top (60") |
| 8 | 2 | P000711 | Bolt - 5/16-18 x 1 x 0.875 Hex (F593 304 S/S FB) |

Deck - 9 Ton Folding Complete (S/S Hardware)



P/N's followed by "__" are color coded parts.

Color codes: AA = Black Paint, ZZ = Gray, ZY = Yellow, ZX = White

See inside front cover for details.

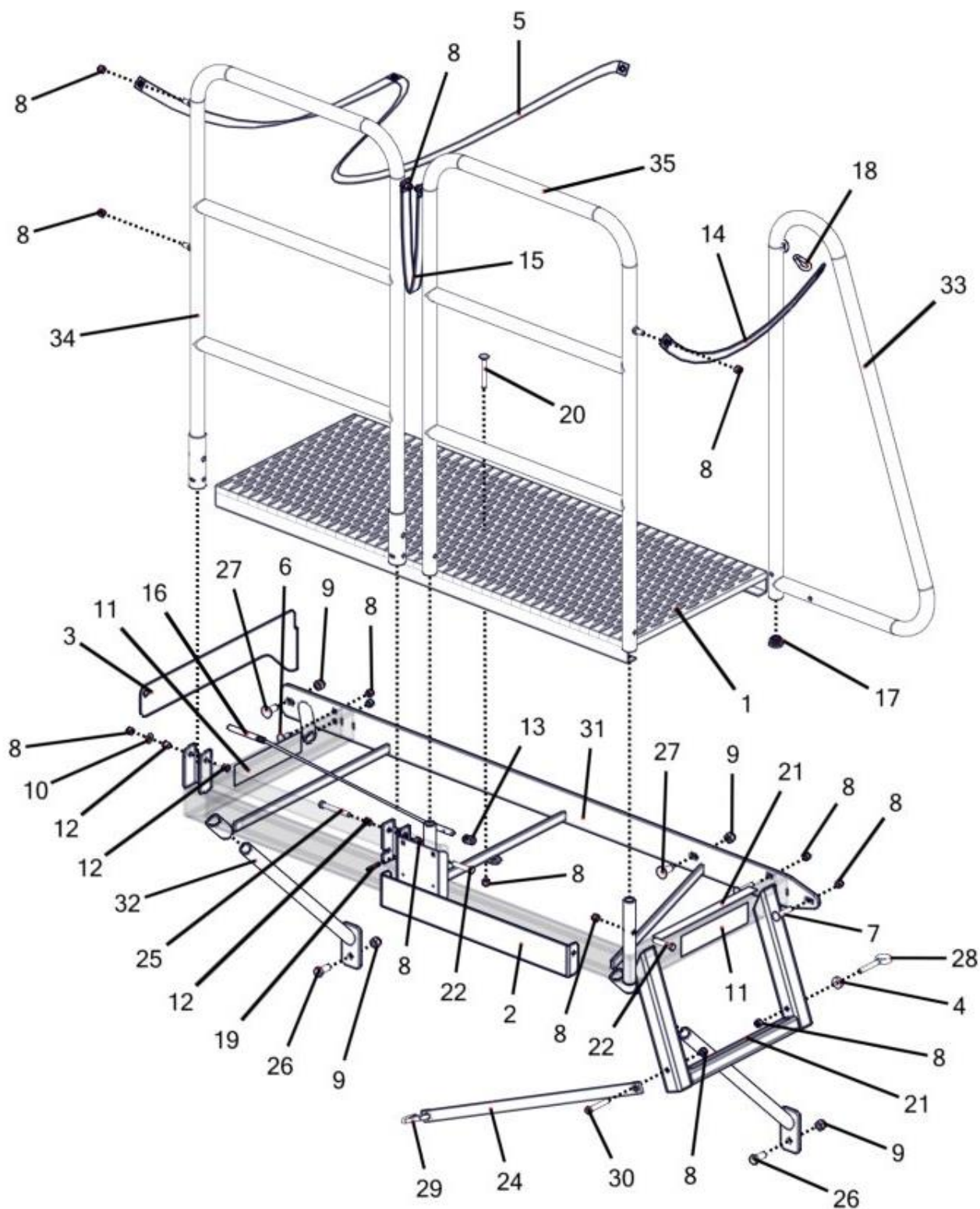
2/14/2019 - REV. A

SN#: 21131, 21198 - 21__

Deck - 9 Ton Folding Complete (S/S Hardware)

| Item No. | Qty | Part Number | Description |
|----------|-----|----------------------|---|
| | | A002400__ | Deck - 9 Ton Folding Complete (S/S Hardware) |
| 1 | 1 | (R) A002458__ | Deck - Universal Assembled (S/S Hardware) |
| 2 | 1 | A002448__ | Ladder - 9 Ton Folding (S/S Hardware) |
| 3 | 1 | P000093 | Bolt - 5/16-18 x 0.75 x 0.75 Hex (F593 304 S/S FB) |
| 4 | 3 | P000104 | Nut - 5/16-18 Hex Nylon Lock (F594 316 S/S FB) |
| 5 | 3 | P000109 | Washer - 5/16" Flat (0.75" OD) (18-8 S/S FB) |
| 6 | 1 | P000444 | Strap - 1" X 23" Safety |
| 7 | 1 | P000447 | Strap - Lid/Deck Folding Top (60") |
| 8 | 2 | P000711 | Bolt - 5/16-18 x 1 x 0.875 Hex (F593 304 S/S FB) |

Deck - Universal



P/N's followed by "__" are color coded parts.

Color codes: AA = Black Paint, ZZ = Gray, ZY = Yellow, ZX = White

See inside front cover for details.

2/14/2019 - REV. A

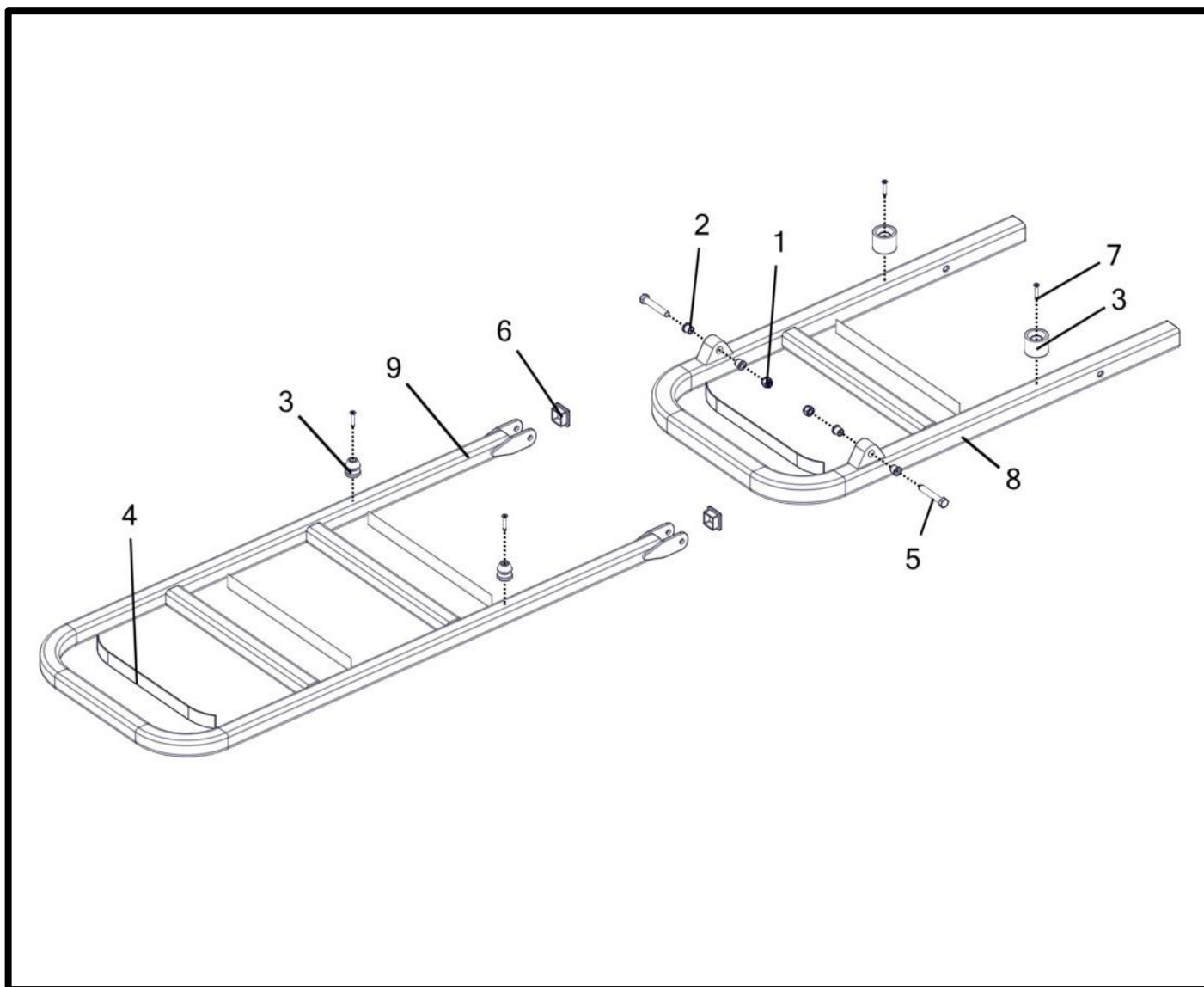
SN#: 21131, 21198 - 21___

Deck - Universal

| Item No. | Qty | Part Number | Description |
|----------|-----|--------------------|--|
| | | A002458__ | Deck - Universal Assembled (S/S Hardware) |
| 1 | 1 | M000922 | Grate - Deck Platform |
| 2 | 1 | M001017__ | Bracket - Deck Bolt-On Toe-Kick |
| 3 | 1 | M001018__ | Bracket - Deck Bolt-On Toe-Kick |
| 4 | 1 | (R) M002650 | Washer - 3/8" Flat Spacer (1" OD) (304 S/S FB) |
| 5 | 1 | P000447 | Strap - Lid/Deck Folding Top (60") |
| 6 | 2 | P000098 | Bolt - 3/8-16 x 1 x 1 Carriage (F593 304 S/S FB) * |
| 7 | 2 | P000099 | Bolt - 3/8-16 x 2 x 1 Carriage (F593 304 S/S FB) * |
| 8 | 16 | P000105 | Nut - 3/8-16 Hex Nylon Lock (F594 316 S/S FB) * |
| 9 | 4 | P000106 | Nut - 1/2-13 Hex Nylon Lock (F594 316 S/S FB) * |
| 10 | 1 | P000111 | Washer - 3/8" Flat (0.875" OD) (18-8 S/S FB) * |
| 11 | 2 | P000199 | Tape - Reflective Yellow |
| 12 | 4 | P000393 | Bushing - 3/8" x 1/2" x 1/2 Plastic Flange |
| 13 | 1 | P000394 | Spring - 1/2 ID x 1" S/S x 10 LBS |
| 14 | 1 | P000444 | Strap - 1" X 23" Safety |
| 15 | 1 | P000445 | Strap - 1" X 16" Safety |
| 16 | 1 | P000457 | Cable Assembly - Deck Rail Tilt |
| 17 | 1 | P000458 | Cap - 1-1/4" x 10-14 GA Round Plastic Tube |
| 18 | 1 | P000464 | Carabiner - 3/16" x 1-13/16 S/S |
| 19 | 1 | P000465 | Pin - .1875 x 1.5 Roll (18-8 S/S) |
| 20 | 1 | P000467 | Bolt - 3/8-16 x 3 x 1 Carriage (F593 304 S/S FB) * |
| 21 | 2 | P000473 | Decal - Anti-Slip Safety Tape (1" x 13") Black 36g |
| 22 | 2 | P000880 | Bolt - 3/8-16 x 2 x 1 Hex (F593 304 S/S FB) * |
| 23 | 4 | P002249 | Rivet - 3/16" Large Flange 5/8"-3/4" Grip (18-8 S/S FB) |
| 24 | 1 | (R) P002408 | Strap - 1" X 26.5" Safety |
| 25 | 1 | P002476 | Bolt - 3/8-16 x 3 x 1 Hex (F593 304 S/S FB) * |
| 26 | 2 | P002477 | Bolt - 1/2-13 x 1.25 x 1.25 Hex (F593 304 S/S FB) * |
| 27 | 2 | P002478 | Bolt - 1/2-13 x 1.25 x 1.25 Carriage (F593 304 S/S FB) * |
| 28 | 1 | (R) P002883 | Bolt - 3/8-16 x 4 x 1.5 Eye (18-8 S/S FB) * |
| 29 | 1 | (R) P002884 | Carabiner - 5/16" x 2-1/2 S/S |
| 30 | 1 | (R) P002913 | Bolt - 3/8-16 x 2.5 x 1 Hex (F593 304 S/S FB) * |
| 31 | 1 | W000260__ | Platform - Universal Deck Weldment |
| 32 | 2 | W000261__ | Support - Removable Deck Undermount |
| 33 | 1 | W000262__ | Rail - Deck/Ladder Grab |
| 34 | 1 | W002490__ | Rail - Folding Deck |
| 35 | 1 | W002491__ | Rail - Rigid Deck |

(*) Included In **(R)** K002215 - Kit - Platform Hardware w/Eyebolt (S/S)
(For Models Prior To 2019, (1) M002650 Is Required.)

6 Ton Deck Ladder



P/N's followed by “_ _” are color coded parts.

Color codes: AA = Black Paint, ZZ = Gray, ZY = Yellow, ZX = White

See inside front cover for details.

2/14/2019 - REV. A

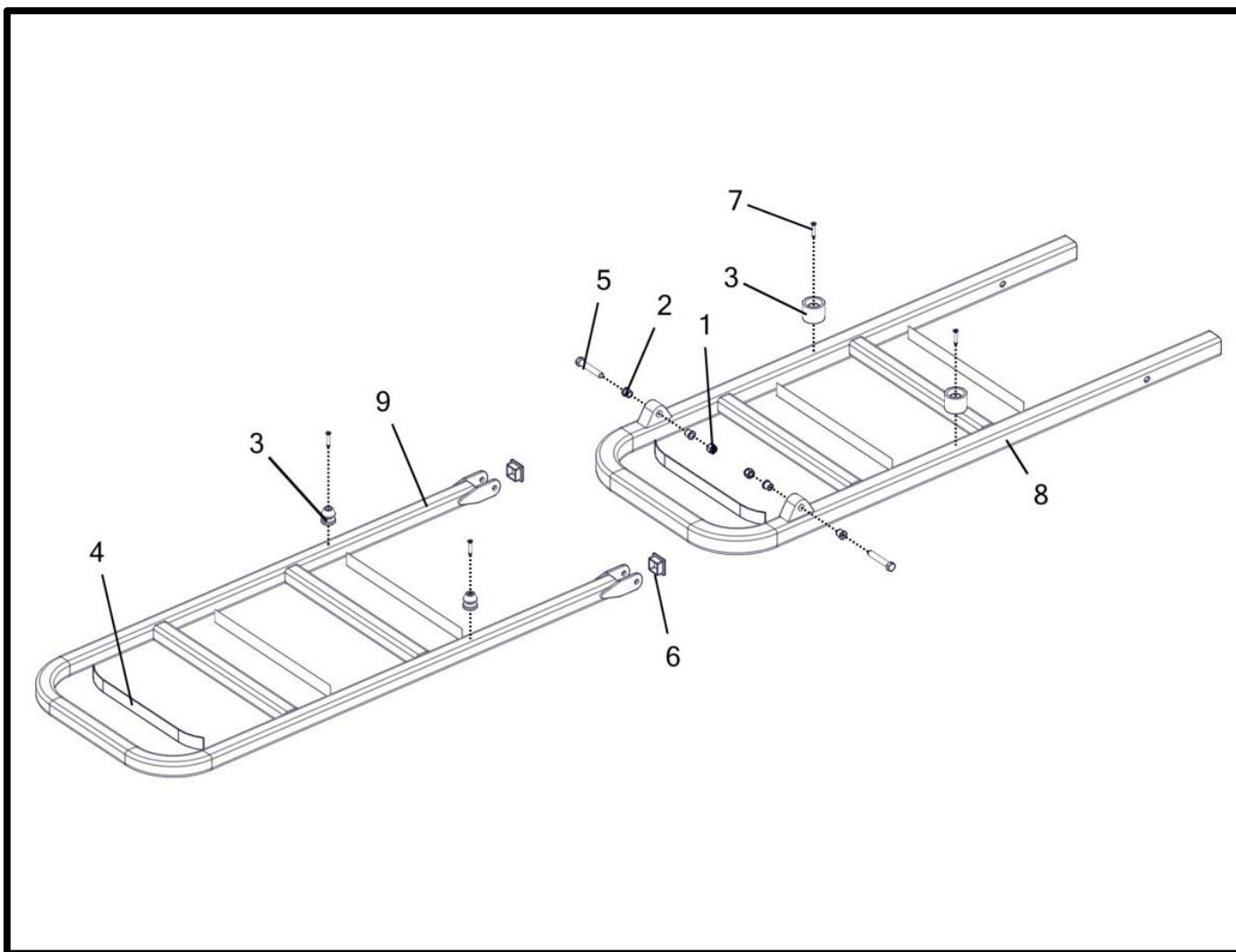
SN#: 21131, 21198 - 21_ _ _

6 Ton Deck Ladder

| Item No. | Qty | Part Number | Description |
|----------|-----|------------------|---|
| | | A002444__ | 6 Ton Deck Ladder |
| 1 | 2 | P000105 | Nut - 3/8-16 Hex Nylon Lock (F594 316 S/S FB) * |
| 2 | 4 | P000393 | Bushing - 3/8" x 1/2" x 1/2 Plastic Flange |
| 3 | 2 | P000472 | Catch - Rubber Deck Bumper Latch (Part # Is A Male/Female Set) |
| 4 | 5 | P000473 | Decal - Anti-Slip Safety Tape (1" x 13") Black 36g |
| 5 | 2 | P000930 | Bolt - 3/8-16 x 2.25 x 1 Hex (F593 304 S/S FB) * |
| 6 | 2 | P002078 | Cap - 1-1/4" Square Plastic |
| 7 | 4 | P002708 | Screw - #10-16 x 1.25 Self-Drilling Pan Head Square (18-8 S/S FB) * |
| 8 | 1 | W002579__ | Ladder - 6 Ton Deck |
| 9 | 1 | W002580__ | Ladder - Deck Swing |

(*) Included In K002079 - Kit - Platform Swing Ladder Hardware (S/S)

9 Ton Deck Ladder

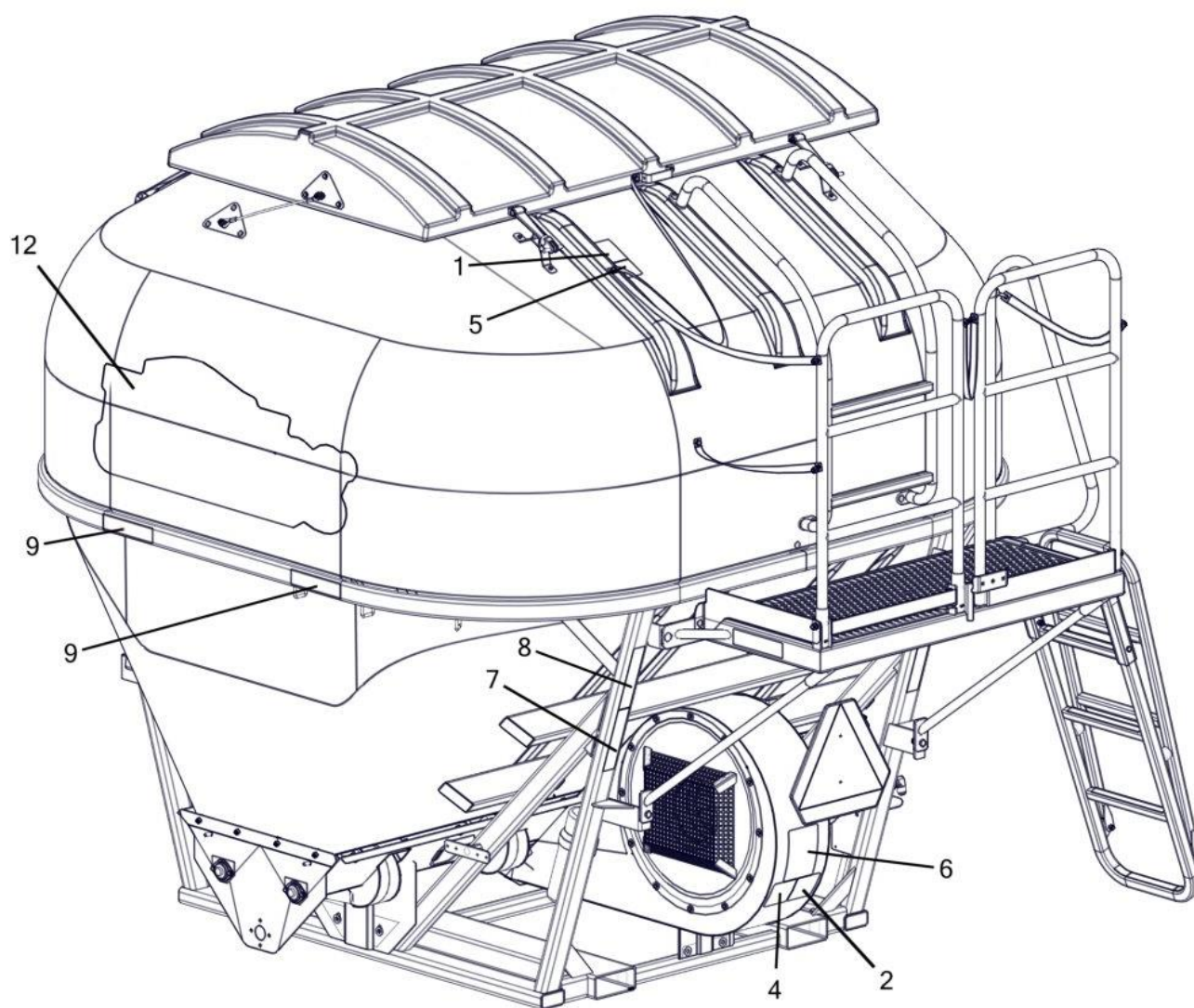


9 Ton Deck Ladder

| Item No. | Qty | Part Number | Description |
|----------|-----|------------------|---|
| | | A002448__ | 9 Ton Deck Ladder |
| 1 | 2 | P000105 | Nut - 3/8-16 Hex Nylon Lock (F594 316 S/S FB) * |
| 2 | 4 | P000393 | Bushing - 3/8" x 1/2" x 1/2 Plastic Flange |
| 3 | 2 | P000472 | Catch - Rubber Deck Bumper Latch (Part # Is A Male/Female Set) |
| 4 | 6 | P000473 | Decal - Anti-Slip Safety Tape (1" x 13") Black 36g |
| 5 | 2 | P000930 | Bolt - 3/8-16 x 2.25 x 1 Hex (F593 304 S/S FB) * |
| 6 | 2 | P002078 | Cap - 1-1/4" Square Plastic |
| 7 | 4 | P002708 | Screw - #10-16 x 1.25 Self-Drilling Pan Head Square (18-8 S/S FB) * |
| 8 | 1 | W002581__ | Ladder - 9 Ton Deck |
| 9 | 1 | W002580__ | Ladder - Deck Swing |

(*) Included In K002079 - Kit - Platform Swing Ladder Hardware (S/S)

Decals - Left Side



P/N's followed by "__" are color coded parts.

Color codes: AA = Black Paint, ZZ = Gray, ZY = Yellow, ZX = White

See inside front cover for details.

2/14/2019 - REV. A

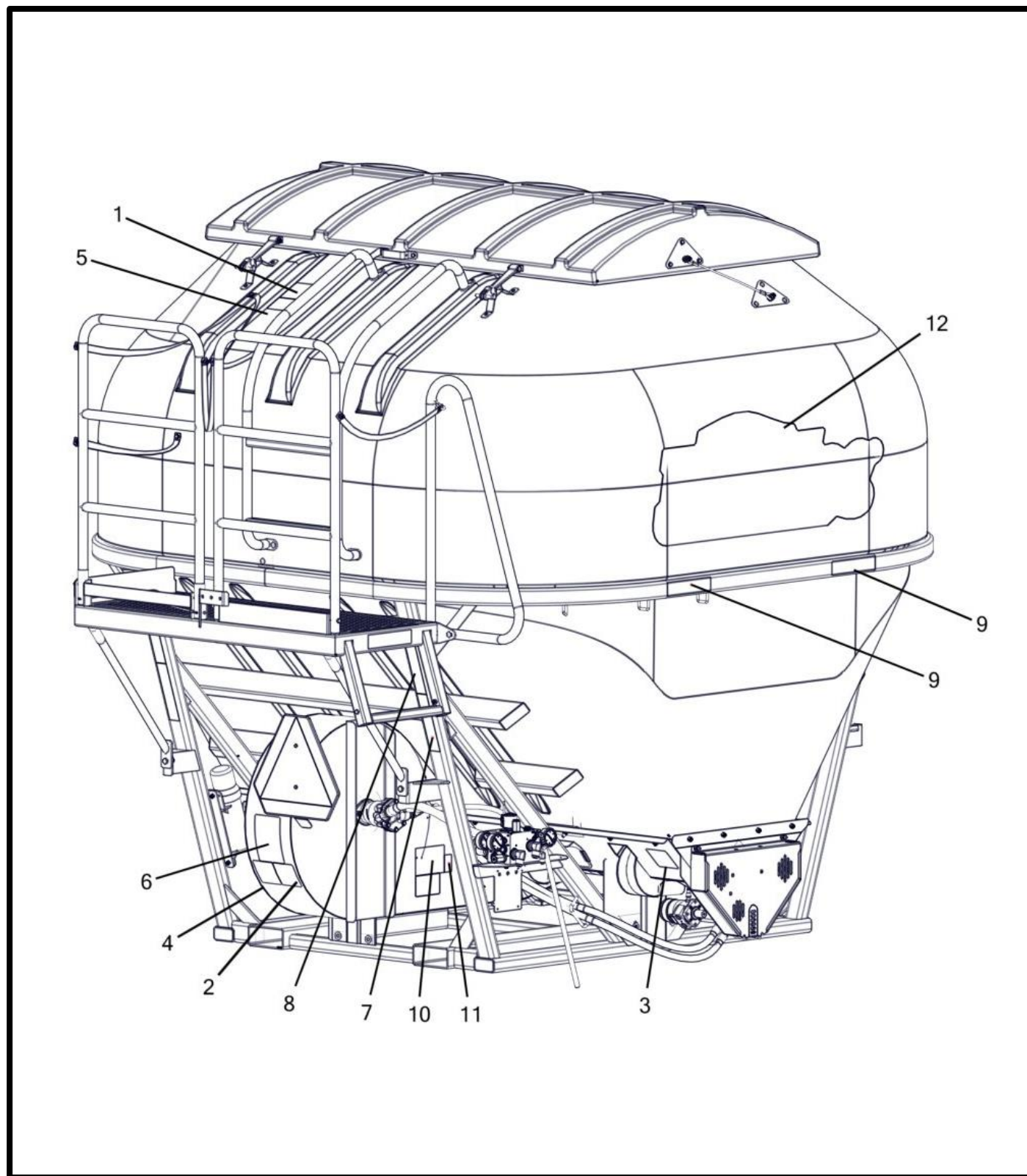
SN#: 21131, 21198 - 21__

Decals - Left Side

| Item No. | Qty | Part Number | Description |
|----------|-----|-------------|--|
| 1 | 1 | P000188 | Decal - Auger Danger * |
| 2 | 1 | P000190 | Decal - Read the Manual * |
| 3 | 1 | P000191 | Decal - Moving Parts Danger * |
| 4 | 1 | P000192 | Decal - High Pressure Danger * |
| 5 | 1 | P000193 | Decal - Ag Chemical Danger * |
| 6 | 1 | P000195 | Decal - Chemical Hazard * |
| 7 | 2 | P000197 | Tape - Reflective Orange |
| 8 | 2 | P000198 | Tape - Reflective Red |
| 9 | 6 | P000199 | Tape - Reflective Yellow |
| 10 | 1 | P000201 | Decal - USA Flag * |
| 11 | 1 | P000273 | Decal - Fema |
| 12 | 2 | P002428 | Decal - 2010 Logo (48" Long) (9 Ton) (Shown) |
| | 2 | P002470 | Decal - 2010 Logo (36" Long) (6 Ton) |

(*) Included In K000034 - Kit - Dry Unit Decal

Decals - Right Side



P/N's followed by “_ _” are color coded parts.

Color codes: AA = Black Paint, ZZ = Gray, ZY = Yellow, ZX = White

See inside front cover for details.

2/14/2019 - REV. A

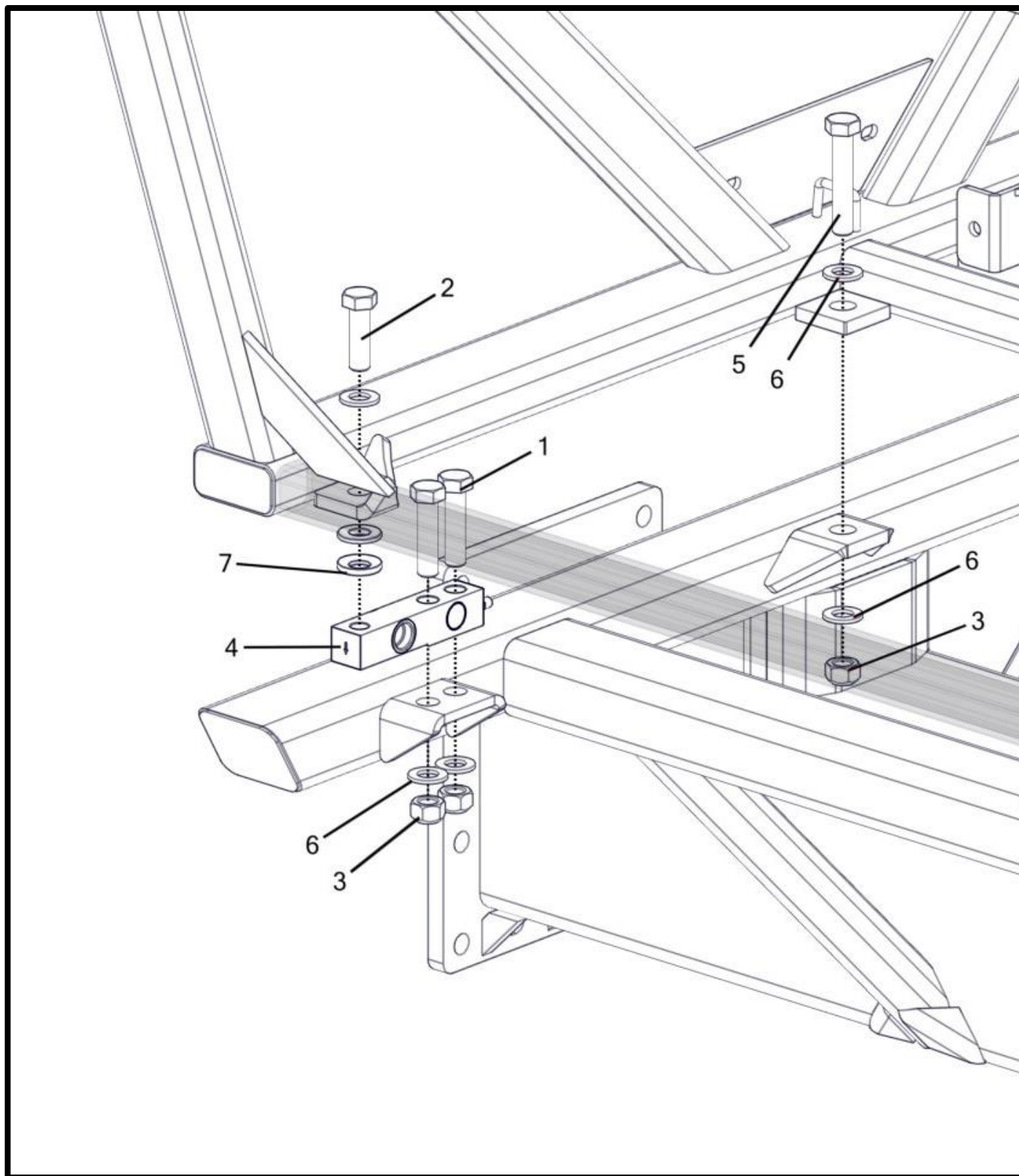
SN#: 21131, 21198 - 21_ _ _

Decals - Right Side

| Item No. | Qty. | Part Number | Description |
|----------|------|-------------|--|
| 1 | 1 | P000188 | Decal - Auger Danger * |
| 2 | 1 | P000190 | Decal - Read the Manual * |
| 3 | 1 | P000191 | Decal - Moving Parts Danger * |
| 4 | 1 | P000192 | Decal - High Pressure Danger * |
| 5 | 1 | P000193 | Decal - Ag Chemical Danger * |
| 6 | 1 | P000195 | Decal - Chemical Hazard * |
| 7 | 2 | P000197 | Tape - Reflective Orange |
| 8 | 2 | P000198 | Tape - Reflective Red |
| 9 | 6 | P000199 | Tape - Reflective Yellow |
| 10 | 1 | P000201 | Decal - USA Flag * |
| 11 | 1 | P000273 | Decal - Fema |
| 12 | 2 | P002428 | Decal - 2010 Logo (48" Long) (9 Ton) (Shown) |
| | 2 | P002470 | Decal - 2010 Logo (36" Long) (6 Ton) |

(*) Included In K000034 - Kit - Dry Unit Decal

Scale Kit And Safety Bolt Mounting



P/N's followed by “_” are color coded parts.

Color codes: AA = Black Paint, ZZ = Gray, ZY = Yellow, ZX = White

See inside front cover for details.

2/14/2019 - REV. A

SN#: 21131, 21198 - 21_ _ _

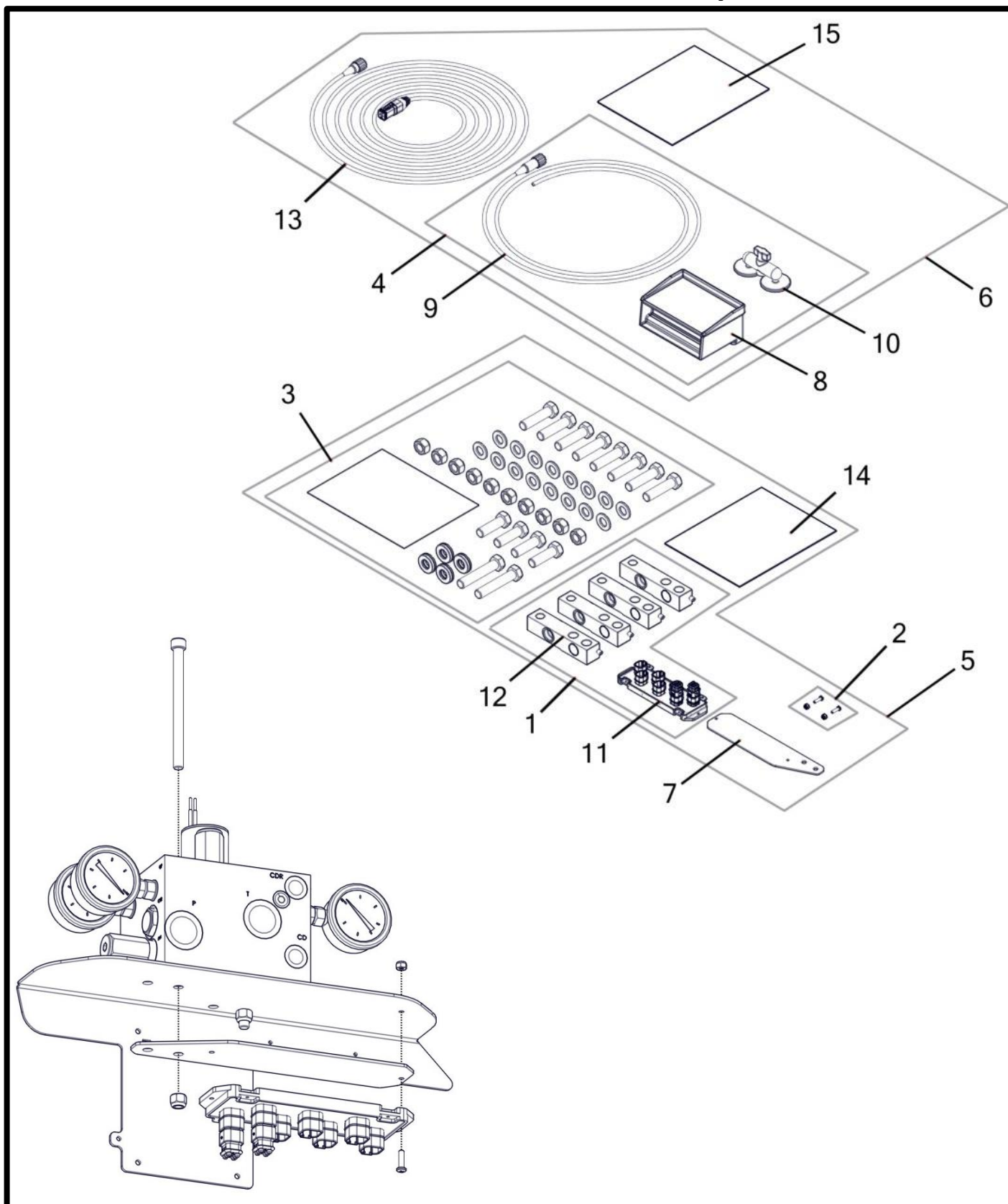
Scale Kit And Safety Bolt Mounting

| Item No. | Qty | Part Number | Description |
|----------|-----|-------------|--|
| 1 | 8 | P000047 | Bolt - 3/4-10 x 3 x 1.75 Hex (GR 5 M/S FA) * † |
| 2 | 4 | P000055 | Bolt - 3/4-16 x 2.5 x 1.75 Hex (GR 5 M/S FA) * † |
| 3 | 10 | P000061 | Nut - 3/4-10 Hex Metal Lock (GR 5 M/S FA) * † |
| 4 | 4 | P000248 | Scale - Load Cell (10K) |
| 5 | 2 | P000481 | Bolt - 3/4-10 x 4 x 1.75 Hex (GR 5 M/S FA) * † |
| 6 | 14 | P000766 | Washer - 3/4" SAE Flat (1.469" OD) (GR 5 M/S FA) * † |
| 7 | 4 | P002146 | Washer - 3/4" Self Aligning * † |

(*) Included In K002159 - Kit - Scale Hardware (4 Load Cell)(Yellow Zinc)

(†) Included In K002061 - Kit - Scale Hardware (1 Bin ISO) (ISO)

Scale Kit - GT 400 DT 6 Pin Complete



P/N's followed by "__" are color coded parts.

Color codes: AA = Black Paint, ZZ = Gray, ZY = Yellow, ZX = White

See inside front cover for details.

2/14/2019 - REV. A

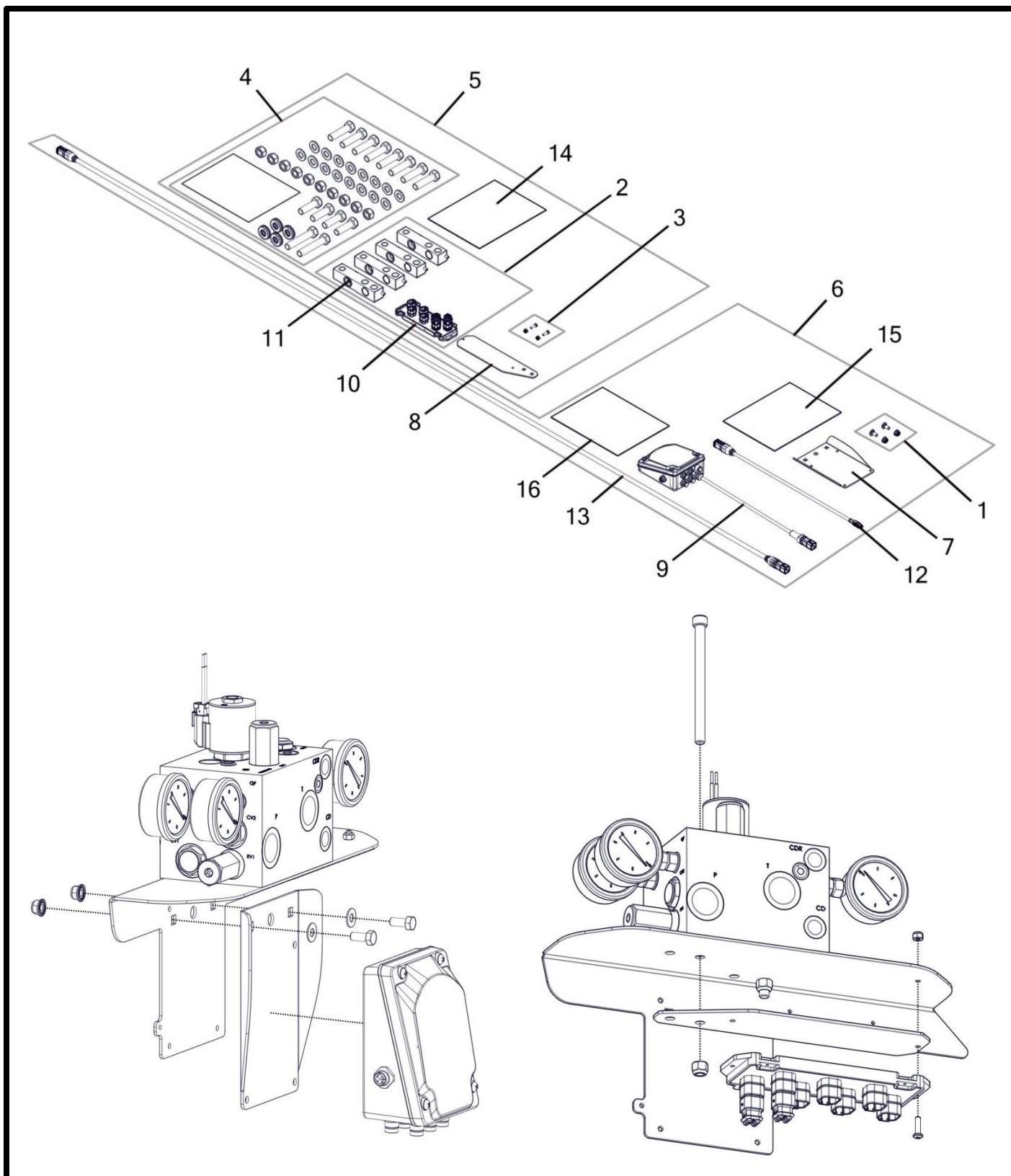
SN#: 21131, 21198 - 21___

Scale Kit - GT 400 DT 6 Pin Complete

| Item No. | Qty | Part Number | Description |
|----------|-----|----------------|---|
| | | K002158 | Scale Kit - GT 400 DT 6 Pin Complete |
| 1 | 1 | K002153 | Kit - Base DT 6 Pin Load Cell |
| 2 | 1 | K002155 | Kit - J-Block (DT 6 Pin) Mount Hardware |
| 3 | 1 | K002159 | Kit - Scale Hardware (4 Load Cell)(Yellow Zinc) |
| 4 | 1 | K002161 | Kit - GT 400 Display Components |
| 5 | 1 | K002163 | Scale Kit - Gen I Base DT 6 Pin |
| 6 | 1 | K002164 | Scale Kit - GT 400 DT 6 Pin Add-On |
| 7 | 1 | M003105 | Plate - 7 Port Junction Block Mount |
| 8 | 1 | P000448 | Indicator - Digi-Star Scale Serial (Display) |
| 9 | 1 | P000451 | Cable - 10' Scale Power (Digi-Star) |
| 10 | 1 | P000452 | Mount - Scale Indicator Ram (Digi-Star) |
| 11 | 1 | P002732 | Block - DT 6 Pin, 7 Port Junction |
| 12 | 4 | P002739 | Scale - Load Cell (10K) w/DT 6 Pin (14') |
| 13 | 1 | P002745 | Harness - DT 6 Pin To GT 400 4 Pin Molex (45') |
| 14 | 1 | P002801 | Document - J-Block Mounting Instructions |
| 15 | 1 | P002894 | Document - GT 400 Installation Instructions |

| Extension Harnesses | | |
|----------------------|---------|---|
| GT400 Extensions: | P000440 | Cable - 10' Scale Extension Cable (Digi-Star) |
| | P000441 | Cable - 30' Scale Extension Cable (Digi-Star) |
| | P000442 | Cable - 55' Scale Extension Cable (Digi-Star) |
| DT06 Extensions: | P002744 | Harness - DT 6 Pin Extension (10') |
| | P002487 | Harness - DT 6 Pin Extension (15') |
| | P002747 | Harness - DT 6 Pin Extension (30') |
| | P002748 | Harness - DT 6 Pin Extension (55') |

Scale Kit - ISO DT 6 Pin Complete (4 Load Cell)



P/N's followed by "__" are color coded parts.

Color codes: AA = Black Paint, ZZ = Gray, ZY = Yellow, ZX = White

See inside front cover for details.

2/14/2019 - REV. A

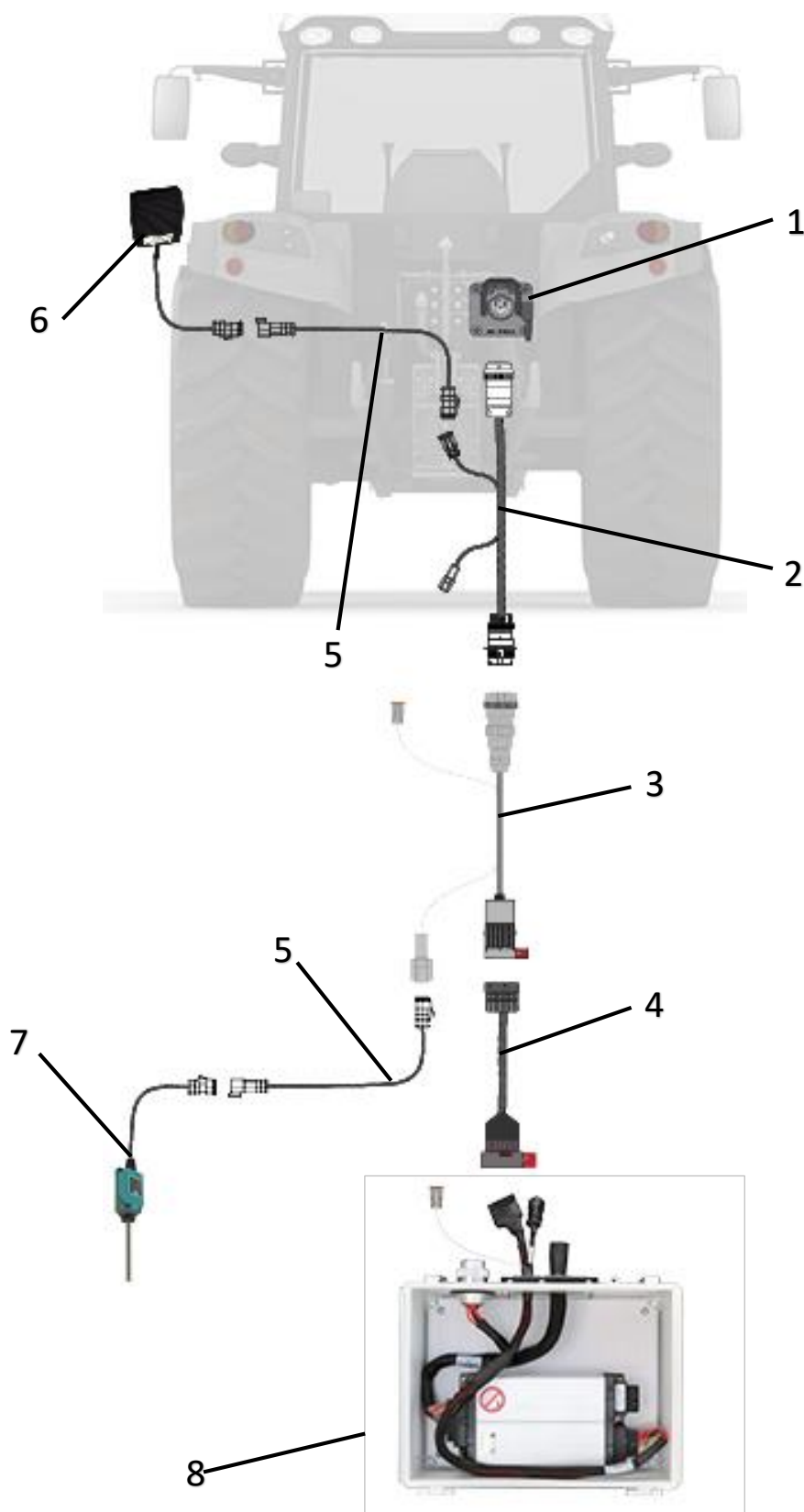
SN#: 21131, 21198 - 21__

Scale Kit - ISO DT 6 Pin Complete (4 Load Cell)

| Item No. | Qty | Part Number | Description |
|----------|-----|----------------|--|
| | | K002156 | Scale Kit - ISO DT 6 Pin Complete (4 Load Cell) |
| 1 | 1 | K002041 | Kit - J-Box Mount Hardware Gen II |
| 2 | 1 | K002153 | Kit - Base DT 6 Pin Load Cell |
| 3 | 1 | K002155 | Kit - J-Block (DT 6 Pin) Mount Hardware |
| 4 | 1 | K002159 | Kit - Scale Hardware (4 Load Cell)(Yellow Zinc) |
| 5 | 1 | K002163 | Scale Kit - Gen I Base DT 6 Pin |
| 6 | 1 | K002165 | Scale Kit - ISO DT 6 Pin Add-On |
| 7 | 1 | M002629 | Mount - Bolt-On J-Box |
| 8 | 1 | M003105 | Plate - 7 Port Junction Block Mount |
| 9 | 1 | P002279 | Node - Scale Link 2 140 Digi-Star ISO |
| 10 | 1 | P002732 | Block - DT 6 Pin, 7 Port Junction |
| 11 | 4 | P002739 | Scale - Load Cell (10K) w/DT 6 Pin (14') |
| 12 | 1 | P002743 | Harness - DT06 to M12 ISO Scale (2') |
| 13 | 1 | P002744 | Harness - DT 6 Pin Extension (10') |
| 14 | 1 | P002801 | Document - J-Block Mounting Instructions |
| 15 | 1 | P002802 | Document - Digi-Star ISO Node Mounting Instructions |
| 16 | 1 | P002846 | Document - Digi-Star SL2 140 - 2 Tank To 1 Tank Instructions |

| Extension Harnesses | | |
|---------------------|---------|------------------------------------|
| DT06 Extensions: | P002744 | Harness - DT 6 Pin Extension (10') |
| | P002487 | Harness - DT 6 Pin Extension (15') |
| | P002747 | Harness - DT 6 Pin Extension (30') |
| | P002748 | Harness - DT 6 Pin Extension (55') |

Montag Dry Rate Controller Harness



P/N's followed by “_ _” are color coded parts.

Color codes: AA = Black Paint, ZZ = Gray, ZY = Yellow, ZX = White

See inside front cover for details.


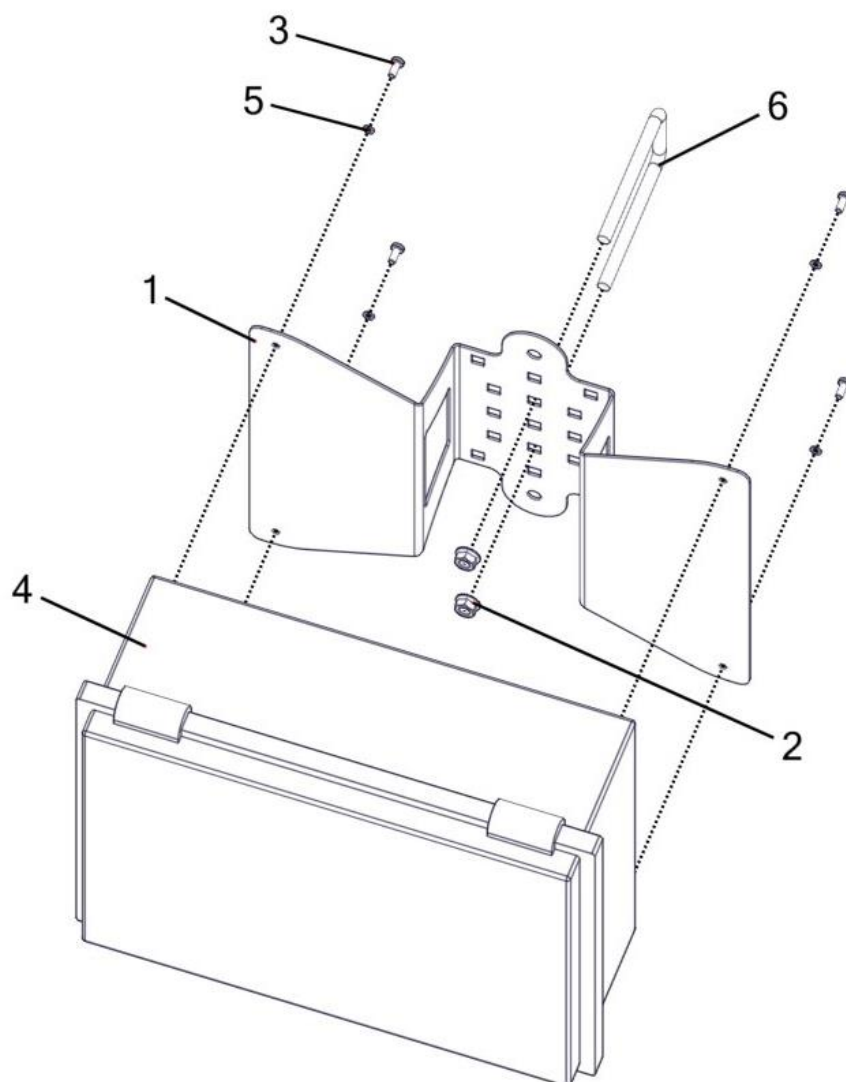
2/14/2019 - REV. A

SN#: 21131, 21198 - 21_ _ _

Montag Dry Rate Controller Harness

| Item No. | Description | P/N | Montag P/N |
|----------|--|--------------|------------|
| 1 | Tractor ISO Connection | | |
| 2 | Harness - ISOBUS To ISOBUS Cable Extension (13') | ME0502040-13 | P002423 |
| | Harness - ISOBUS To ISOBUS Cable Extension (28') | ME0502040-28 | P002424 |
| | Harness - ISOBUS To ISOBUS Cable Extension (43') | ME0502040-43 | P002425 |
| 3 | Harness - ISOBUS to ECU Cable (13') | ME0502001-13 | P002410 |
| | Harness - ISOBUS to ECU Cable (28') | ME0502001-28 | P002334 |
| | Harness - ISOBUS to ECU Cable (43') | ME0502001-43 | P002395 |
| 4 | Harness - Main ISOBUS Backbone Extension (13') | ME0502037-13 | P002344 |
| | Harness - Main ISOBUS Backbone Extension (28') | ME0502037-28 | P002345 |
| | Harness - Main ISOBUS Backbone Extension (43') | ME0502037-43 | P002346 |
| 5 | Harness - Foot Pedal Master Switch Extension (15') | ME052001 | P002341 |
| 6 | Switch - Remote Foot Pedal Master | ME052000 | P002340 |
| 7 | Sensor - Implement Height Switch | ME052003 | P002391 |
| 8 | Kit - Montag Gen I Dry Rate Controller w/ Mount | | A002401__ |
| | Kit - Montag Gen I Dry Rate Controller Base | | K002117 |

Montag Dry Rate Controller



P/N's followed by "__" are color coded parts.

Color codes: AA = Black Paint, ZZ = Gray, ZY = Yellow, ZX = White
See inside front cover for details.

2/14/2019 - REV. A

SN#: 21131, 21198 - 21__

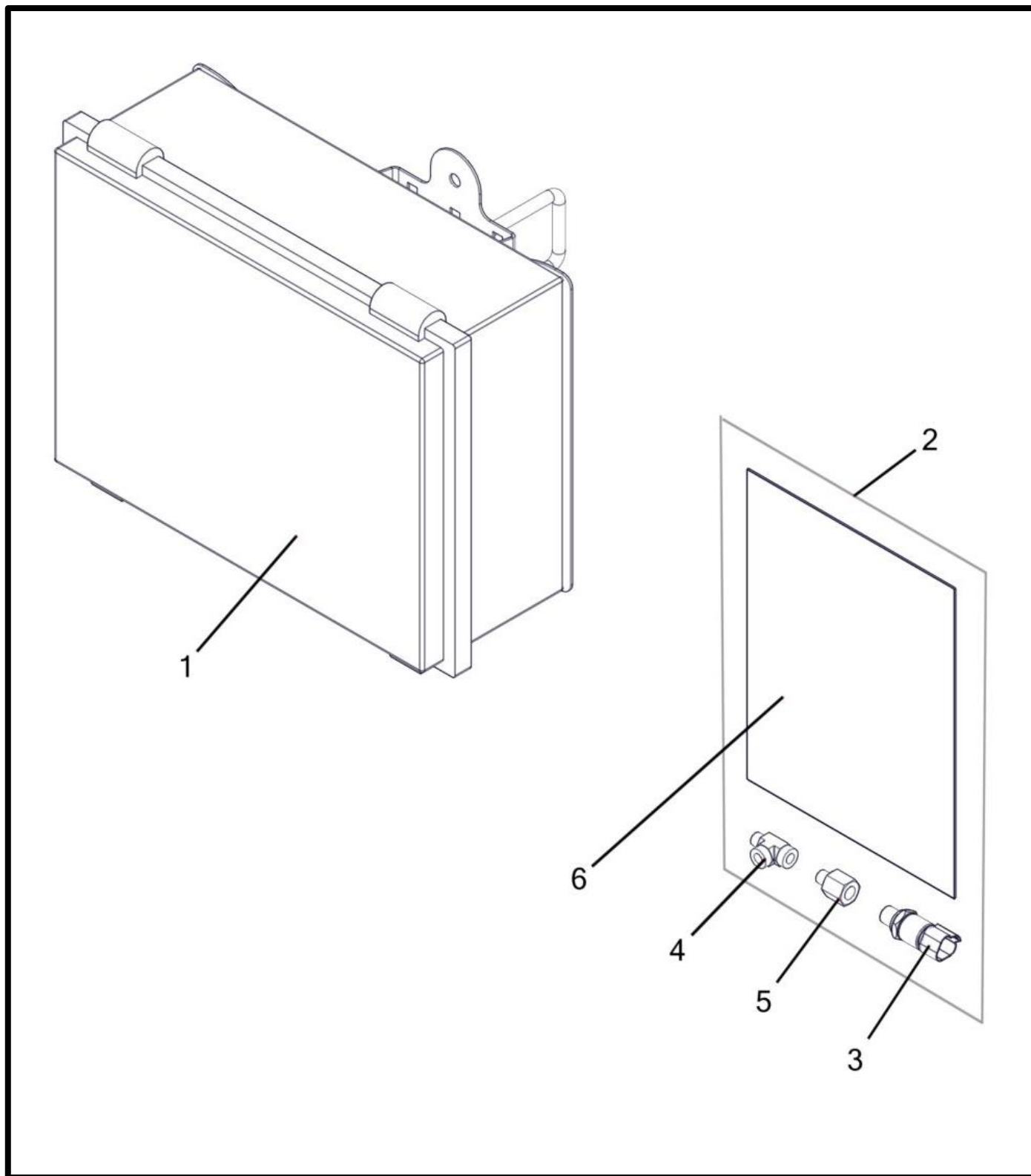
Montag Dry Rate Controller

| Item No. | Qty | P/N | Part Number | Description |
|----------|-----|-----------|------------------|---|
| | | | A002401__ | Kit - Montag Gen I Dry Rate Controller w/ Mount |
| 1 | 1 | | M002748__ | Mount - Bolt-On Controller ECU (Gen I, Gen II, Mini) |
| 2 | 2 | | P000758 | Nut - 3/8-16 Flange (GR 5 M/S FA) * |
| 3 | 4 | | P002156 | Screw - M5-0.8 x 12 Machine Pan Head Slotted (18-8 S/S FB) |
| 4 | 1 | ME8214000 | P002339 | Enclosure - 2 ECU (ME0914007) † |
| 5 | 4 | | P002389 | Washer - #10 Split Lock (0.334" OD) (18-8 S/S FB) * |
| 6 | 1 | | P002690 | U-Bolt - 3/8" x 2-1/8" x 4-5/8" |
| 7 | 1 | ME0814005 | P002806 | ECU - Montag Dry Rate Controller Gen I † |
| 8 | 1 | ME0514014 | P002636 | Harness - Montag Dry RC (Gen I) † |
| 9 | 1 | ME0502039 | P002406 | Harness - ISO Tee (ECU, Digi-Star/Tractor 16 Pin, ISO Plug) † |

(*) Included In K002137 - Kit - ECU Mount Hardware Gen I

(†) Included In K002117 - Kit - Montag Gen I Dry Rate Controller Base (ME0914003)

Montag Dry Rate Controller w/Air Pressure Sensor



P/N's followed by "__" are color coded parts.

Color codes: AA = Black Paint, ZZ = Gray, ZY = Yellow, ZX = White

See inside front cover for details.

2/14/2019 - REV. A

SN#: 21131, 21198 - 21__

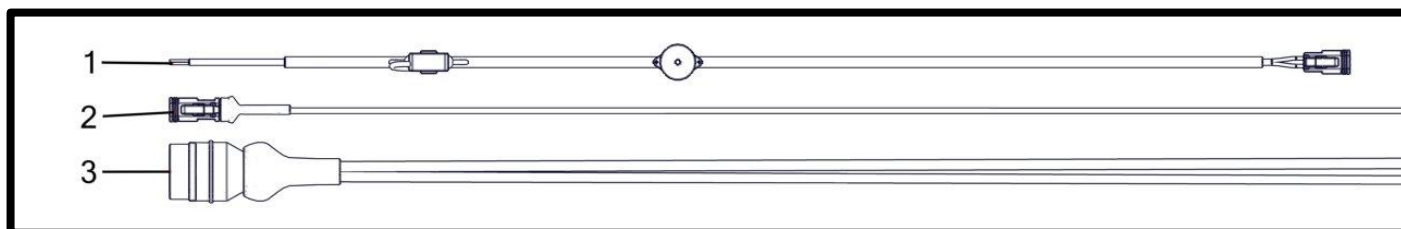
Montag Dry Rate Controller w/Air Pressure Sensor

| Item No. | Qty | Part Number | Description |
|----------|-----|----------------|---|
| | | K002249 | Kit - Tech Pkg, MDRC w/ Air Pressure Sensor |
| 1 | 1 | A002401__ | Kit - Montag Gen I Dry Rate Controller w/ Mount |
| 2 | 1 | K002214 | Kit - Fan Air Pressure Sensor Add-On Kit (4-20 MA) |
| 3 | 1 | P002731 | Sensor - Air Pressure 3-Pin (0-3.6 psi) (1/4 NPT) * |
| 4 | 1 | P002904 | Fitting - Hyd - 1=#2 M Pipe, 2&3=#2 F Pipe Tee * |
| 5 | 1 | P002905 | Fitting - Hyd - #2 M Pipe x #4 F Pipe Straight * |
| 6 | 1 | P002910 | Document - Air Pressure Add-on Installation Guide * |

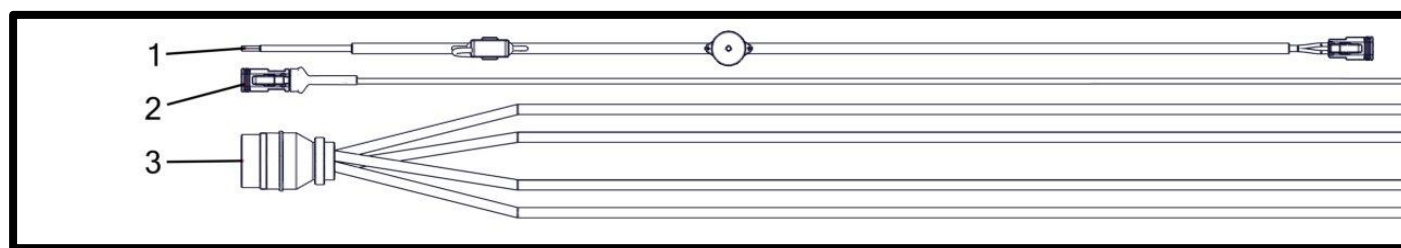
(*) Included In K002214 - Kit - Fan Air Pressure Sensor Add-On Kit (4-20 MA)

TECH. PACKAGES

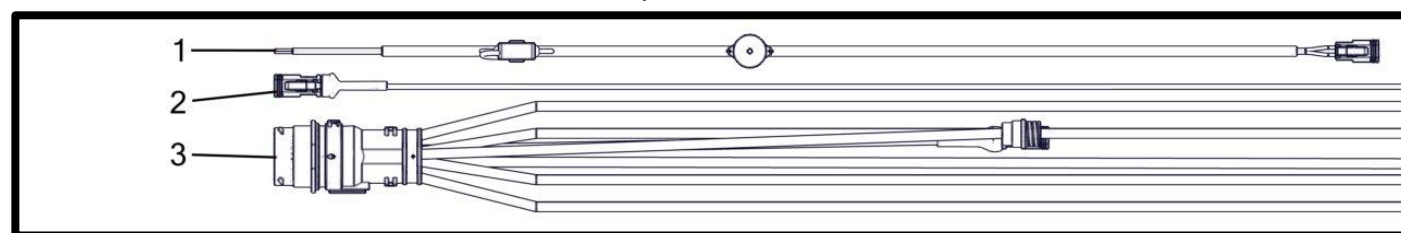
37 Pin, 1 Section



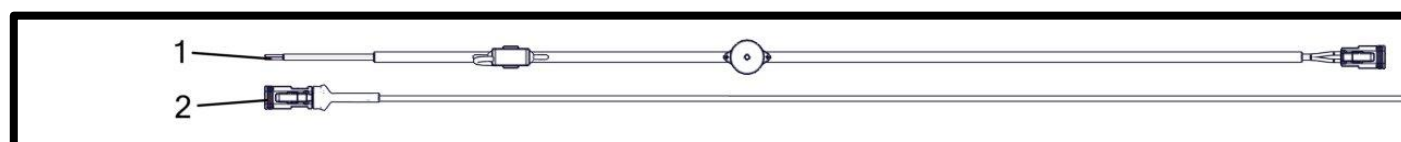
37 Pin, 2 Section



47 Pin, 1&2 Section



No Controller Harness



TECH. PACKAGES

37 Pin, 1 Section

| Item No. | Qty | Part Number | Description |
|----------|-----|----------------|--|
| | | K002246 | Kit - Tech Pkg, 37 Pin 1 Section |
| 1 | 1 | P000374 | Wire Harness - Case Drain Pressure Alarm |
| 2 | 1 | P000377 | Harness - DT 2 Pin Extension (50') |
| 3 | 1 | P002038 | Harness - 37 Pin GreenStar RC (Single Product/Section) (12V Encoder) |

37 Pin, 2 Section

| Item No. | Qty | Part Number | Description |
|----------|-----|----------------|--|
| | | K002247 | Kit - Tech Pkg, 37 Pin 2 Section |
| 1 | 1 | P000374 | Wire Harness - Case Drain Pressure Alarm |
| 2 | 1 | P000377 | Harness - DT 2 Pin Extension (50') |
| 3 | 1 | P002070 | Harness - 37 Pin GreenStar RC (Dual Product/Section) (12V Encoder) |

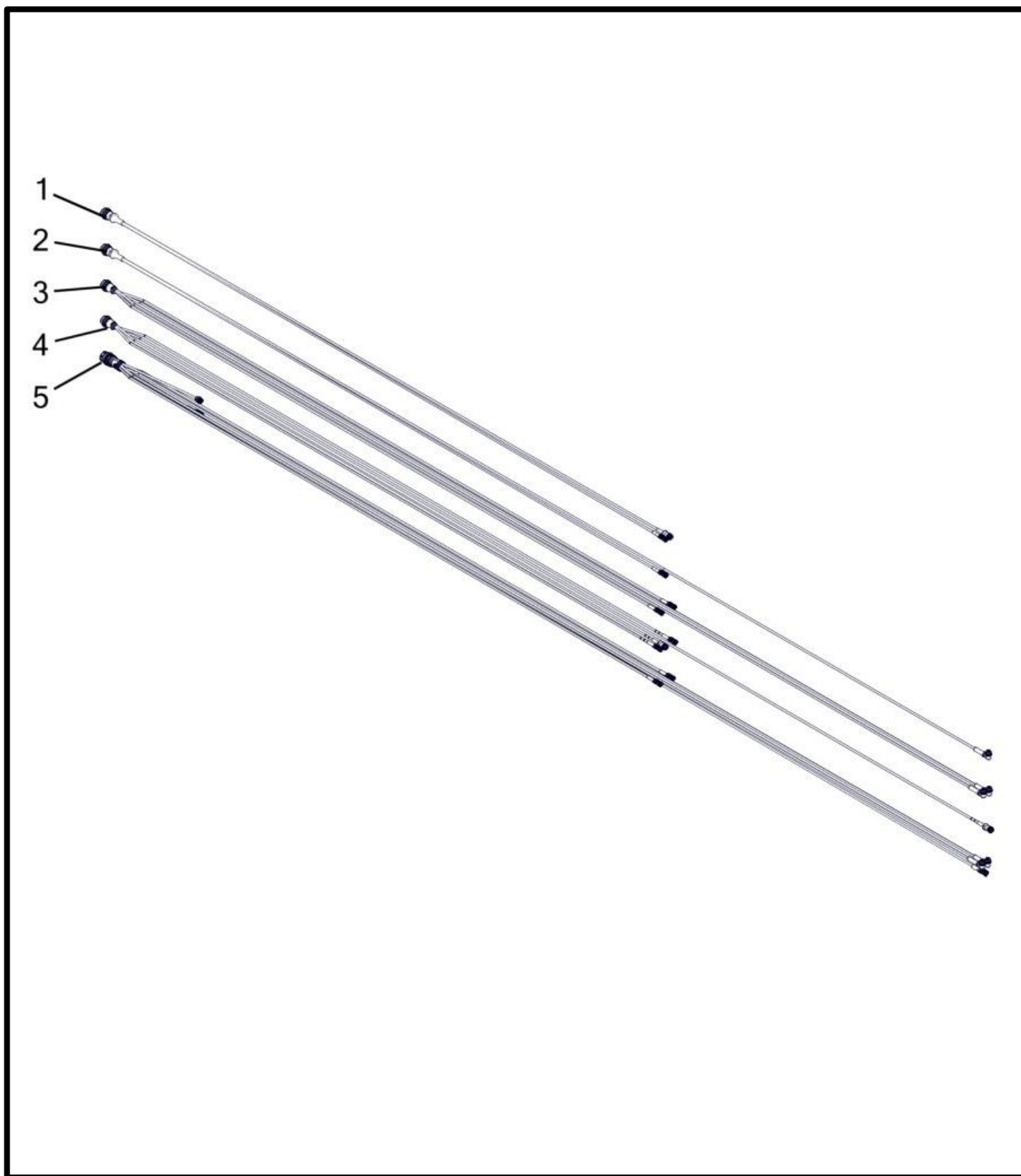
47 Pin, 1&2 Section

| Item No. | Qty | Part Number | Description |
|----------|-----|----------------|---|
| | | K002248 | Kit - Tech Pkg, 47 Pin 1&2 Section |
| 1 | 1 | P000374 | Wire Harness - Case Drain Pressure Alarm |
| 2 | 1 | P000377 | Harness - DT 2 Pin Extension (50') |
| 3 | 1 | P002921 | Harness - 47 Pin JDRC 2000 (Dual Product/Section) (12V Encoder) |

No Controller Harness

| Item No. | Qty | Part Number | Description |
|----------|-----|----------------|--|
| | | K002273 | Kit - Tech Pkg, No Controller Harness |
| 1 | 1 | P000374 | Wire Harness - Case Drain Pressure Alarm |
| 2 | 1 | P000377 | Harness - DT 2 Pin Extension (50') |

Electrical Harnesses



P/N's followed by “_” are color coded parts.

Color codes: AA = Black Paint, ZZ = Gray, ZY = Yellow, ZX = White

See inside front cover for details.

2/14/2019 - REV. A

SN#: 21131, 21198 - 21_ _ _


Electrical Harnesses

| Item No. | Qty | Part Number | Description |
|----------|-----|--------------------|--|
| 1 | 1 | P000717 | Harness - 37 Pin Greenstar RC (Single Product/Section)(5V Encoder) * JDRC compatible |
| 2 | 1 | P002038 | Harness - 37 Pin Greenstar RC (Single Product/Section)(12V Encoder) * JDRC compatible * |
| 3 | 1 | P002070 | Harness - 37 Pin Greenstar RC (Dual Product/Section)(12V Encoder) * JDRC compatible * |
| 4 | 1 | P002372 | Harness - 37 Pin Greenstar RC (Dual Product/Section)(5V Encoder) * JDRC compatible * |
| 5 | 1 | (R) P002921 | Harness - 47 Pin JDRC 2000 (Dual Product/Section) (12V Encoder) † |

(*) Requires P002831 To Be Compatible W/Raven SCS 4400 Console

(†) Not compatible with JD Greenstar Rate Controller Dry

Kit - 1 Section Gen I Raven Encoder Add-on



P/N's followed by “__” are color coded parts.

Color codes: AA = Black Paint, ZZ = Gray, ZY = Yellow, ZX = White

See inside front cover for details.

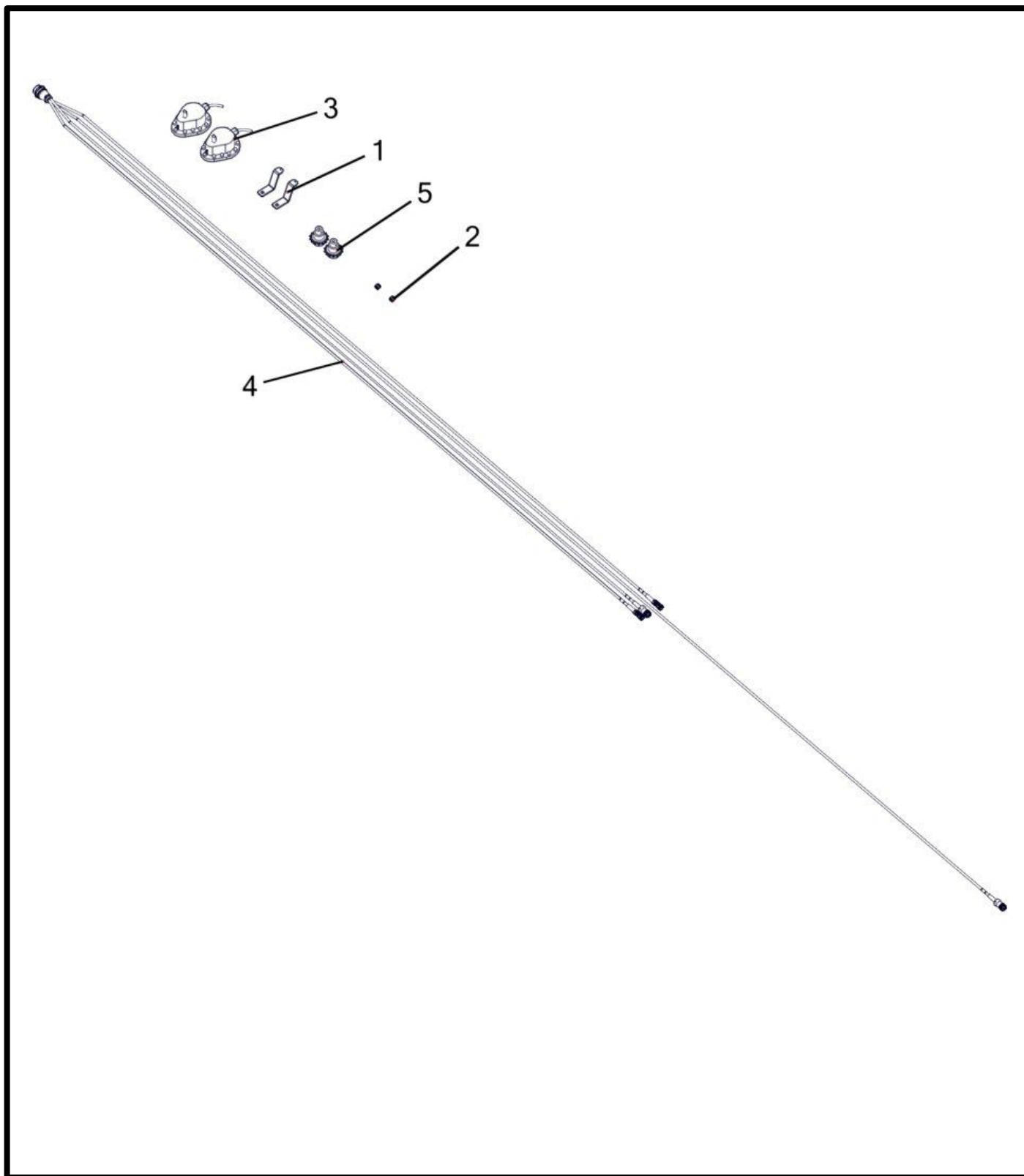
2/14/2019 - REV. A

SN#: 21131, 21198 - 21__

Kit - 1 Section Gen I Raven Encoder Add-on

| Item No. | Qty | Part Number | Description |
|----------|-----|----------------|--|
| | | K002006 | Kit - 1 Section Gen I Raven Encoder Add-on |
| 1 | 1 | M000622 | Bracket - Encoder |
| 2 | 1 | P000105 | Nut - 3/8-16 Hex Nylon Lock (F594 316 S/S FB) |
| 3 | 1 | P000160 | Encoder - Raven |
| 4 | 1 | P000717 | Harness - 37 Pin Greenstar RC (Single Product/Section)(5V Encoder) |
| 5 | 1 | W000076 | Sprocket - Encoder (Raven) |

Kit - 2 Section Gen I Raven Encoder Add-on



P/N's followed by “_” are color coded parts.

Color codes: AA = Black Paint, ZZ = Gray, ZY = Yellow, ZX = White

See inside front cover for details.

2/14/2019 - REV. A

SN#: 21131, 21198 - 21_ _ _

Kit - 2 Section Gen I Raven Encoder Add-on

| Item No. | Qty | Part Number | Description |
|----------|-----|----------------|---|
| | | K002015 | Kit - 2 Section Gen I Raven Encoder Add-on |
| 1 | 2 | M000622 | Bracket - Encoder |
| 2 | 2 | P000105 | Nut - 3/8-16 Hex Nylon Lock (F594 316 S/S FB) |
| 3 | 2 | P000160 | Encoder - Raven |
| 4 | 1 | P002372 | Harness - 37 Pin GreenStar RC (Dual Product/Section) (5V Encoder) |
| 5 | 2 | W000076 | Sprocket - Encoder (Raven) |

NOTES

NOTES



Montag Manufacturing, Inc.
3816 461st Avenue
Emmetsburg, IA 50536
Phone: (712) 852-4572
FAX: (712) 852-4574

Tech Support: (712) 852-4572
or
support@montagmfg.com

Visit us at:
www.montagmfg.com