



MONTAG MFG.
AUTO-STEER CART
2019-2021
Serial Numbers 21199-_____
PARTS MANUAL



Color coded parts are denoted in this catalog by “__” following the p/n. When ordering replacement parts, color coded parts need to be ordered w/ their corresponding color suffix. The following is a list of color codes:

AA = Black Paint

ZZ = Gray Poly

ZY = Yellow Poly

ZX = White Poly

For example, when ordering a M001018__ in black, you would order M001018AA at time of ordering. Failure to add the color code may result in getting an unpainted part, rather than a painted one.

2019 model year changes are marked in the Part Number column with the following designations:

(N) - Non-Retrofittable 2019 change (**will not** work with previous models)

(R) - Retrofittable 2019 change (**will** work with previous model)

Table of Contents

AUTO-STEER CART 2019-2021

LIST OF AVAILABLE CART CONFIGURATIONS.....	06-07
--	-------

6 Ton Cart Overview.....	08-09
--------------------------	-------

6 Ton Cart

6 Ton Center Frame.....	10-11
6 Ton King Pin Assembly.....	12-13
6 Ton Arm and Kingpin Attachment.....	14-15
6 Ton Tie Rods.....	16-17
6 Ton Axle Area.....	18-19
6 Ton Spindle Assemblies.....	20-21
6 Ton Tire Options.....	22-23
6 Ton Arms and Jacks.....	24-25
6 Ton Replacement Arm Assemblies.....	26-27
Straps and Saddles.....	28-29
Cart Hose Guide Strap Kit.....	30-31
6 Ton Couplers and Gussets.....	32-33
Safety Chains and Ball Hitch Couplers.....	34-35
Adjustable Ball Hitch Coupler Assembly.....	36-37
Transport Receiver (Ball) Assembly.....	38-39
Safety Chains and Knuckle Hitch Couplers.....	40-41
Knuckle Hitch Coupler Assembly.....	42-43
Knuckle Transport Receiver.....	44-45
Drift Assist.....	46-47
Drift Assist Steering Arm Assembly.....	48-49

<u>6 Ton Cart - Metric</u>	50-51
----------------------------------	-------

6 Ton Metric King Pin Assembly.....	52-53
6 Ton Metric Axle Area.....	54-55
6 Ton Metric Spindle Assemblies.....	56-57

Table of Contents (continued)

9 & 12 Ton Cart Overview.....	58-59
-------------------------------	-------

9 & 12 Ton Carts

9 & 12 Ton Center Frame.....	60-61
9 & 12 Ton King Pin Assembly.....	62-63
9 & 12 Ton Arm and Kingpin Attachment.....	64-65
9 & 12 Ton Tie Rods (Tires Only).....	66-67
9 & 12 Ton Axle Area.....	68-69
9 Ton Spindle Assemblies.....	70-71
12 Ton Spindle Assemblies.....	72-73
9 & 12 Ton Tire Options.....	74-75
12 Ton Track King Pin Assembly.....	76-77
12 Ton Track Axle Area.....	78-79
12 Ton Tie Rods For Track Carts.....	80-81
12 Ton Track Axle Area.....	82-83
12 Ton Track Options.....	84-85
9 & 12 Ton Arms And Jacks.....	86-87
9 & 12 Ton Replacement Arm Assemblies.....	88-89
9 & 12 Ton Couplers and Gussets.....	90-91

Decals.....	92-93
-------------	-------

Mounting Hardware

Gen 1 w/Scale Kit.....	94-95
Gen 1 and Liquid Systems - No Scale Kit.....	96-97
Gen 2.....	98-99

Light Kits

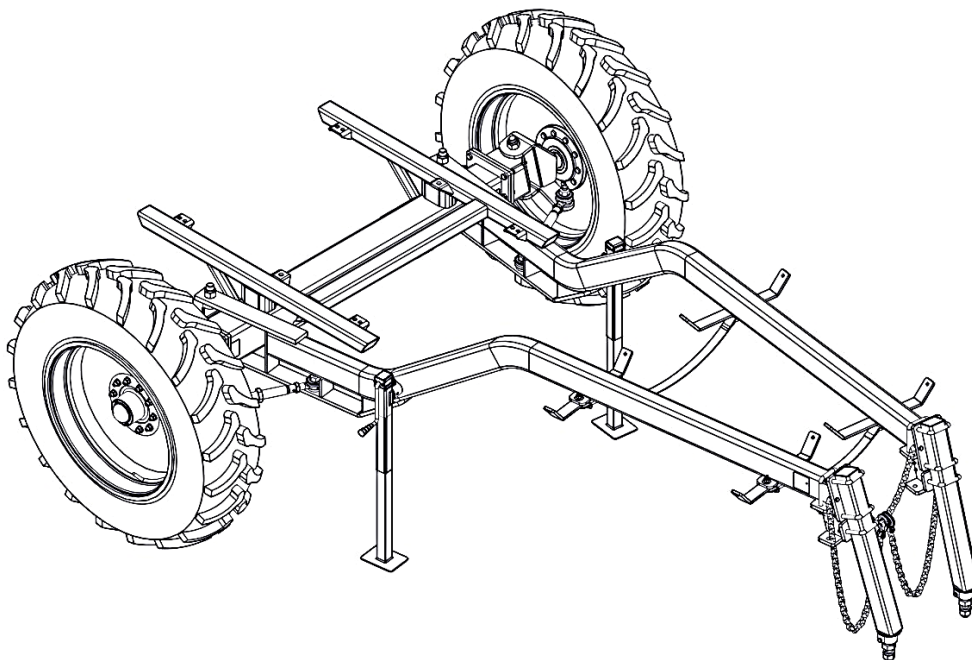
LED w/ High-Rise Mounts And Safety Module(Gen 1I Only).....	100-101
LED w/ Safety Module (Gen 1 Only).....	102-103
Lighting Kit (Safety Flashing).....	104-105
Extension Light Mount Kit.....	106-107
LED w/ Safety Module - Dual Light Housing (Gen 1 Only).....	108-109
Dual Light Housing Kit.....	110-111
Auxiliary Work Lights.....	112-113

Quick Disconnect Assemblies

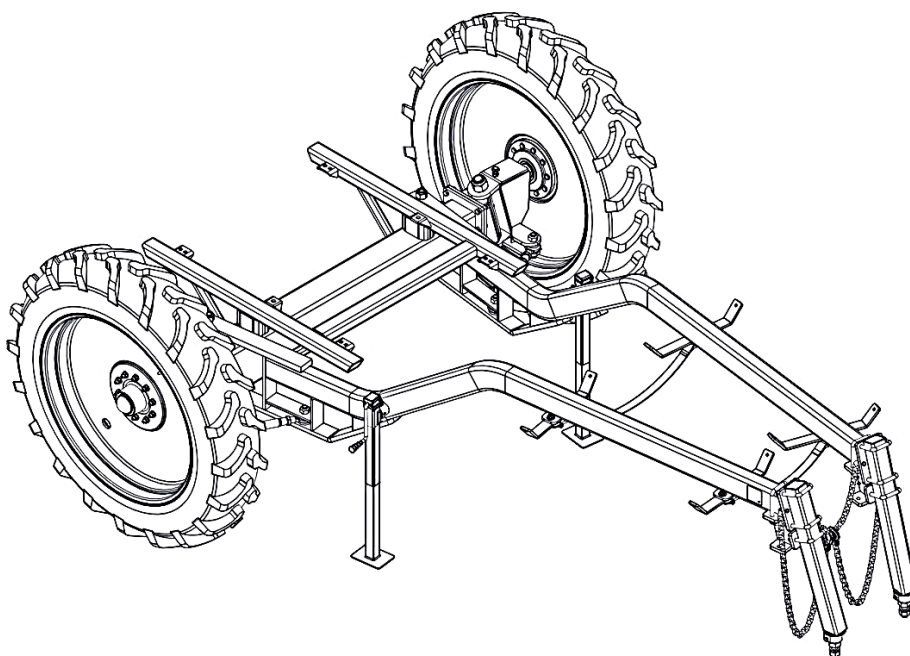
QD-800.....	114-115
QD-600.....	116-117



LIST OF AVAILABLE CART CONFIGURATIONS



C06B - Auto-Steer Cart - 6 Ton Adjustable Axle



C09B - Auto-Steer Cart - 9 Ton Adjustable Axle

LIST OF AVAILABLE CART CONFIGURATIONS

6 TON CARTS

C06B	Auto-Steer Cart - 6 Ton Adjustable Axle
C06M	Auto-Steer Cart - 6 Ton Metric Adjustable Axle (110")

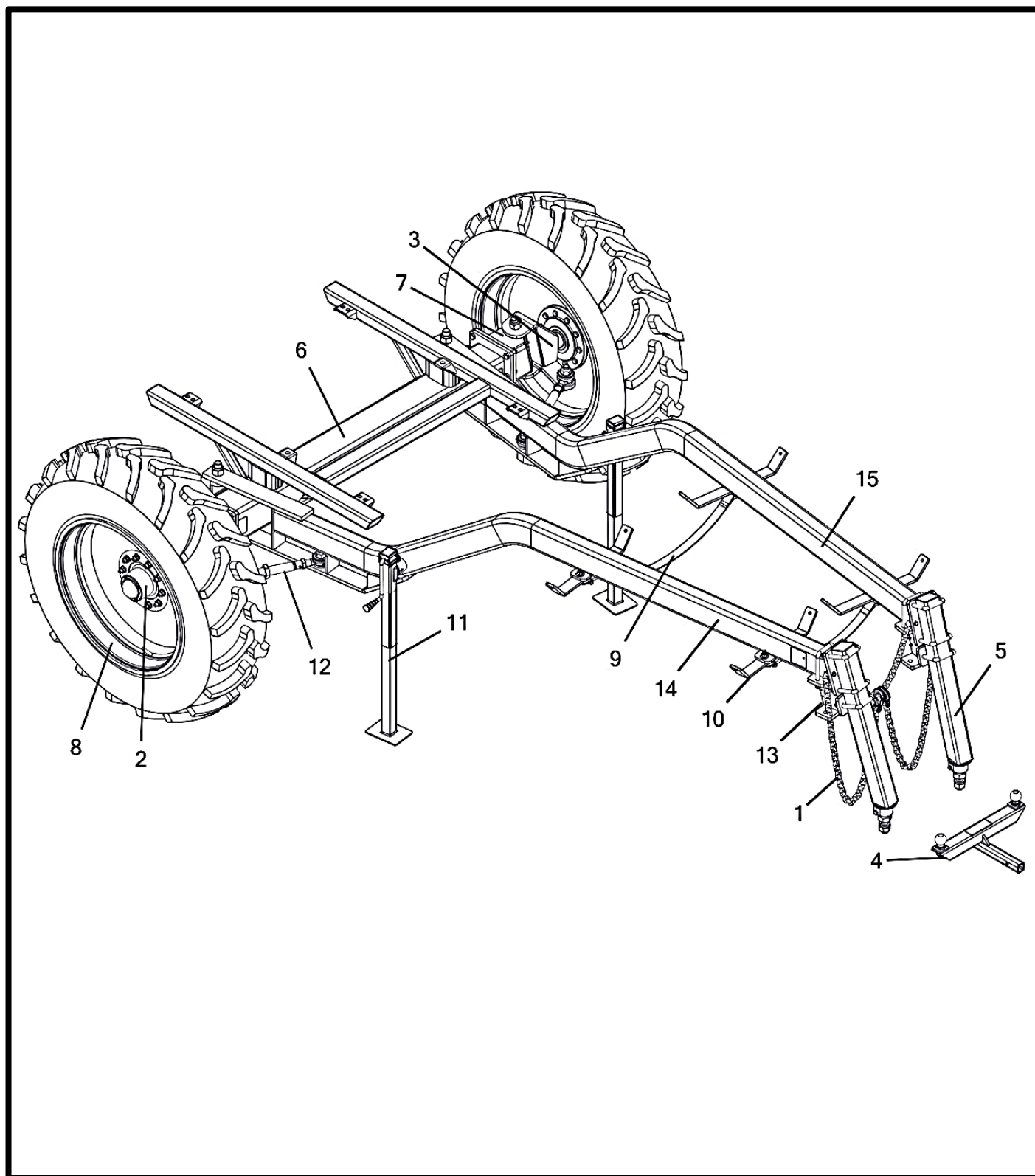
6 TON CART SECTION STARTS ON PAGE 8

9 & 12 TON CARTS

C09B	Auto-Steer Cart - 9 Ton Adjustable Axle
C12B	Auto-Steer Cart - 12 Ton Adjustable Axle
C12T	Auto-Steer Cart - 12 Ton Track

9 & 12 TON CART SECTION STARTS ON PAGE 58

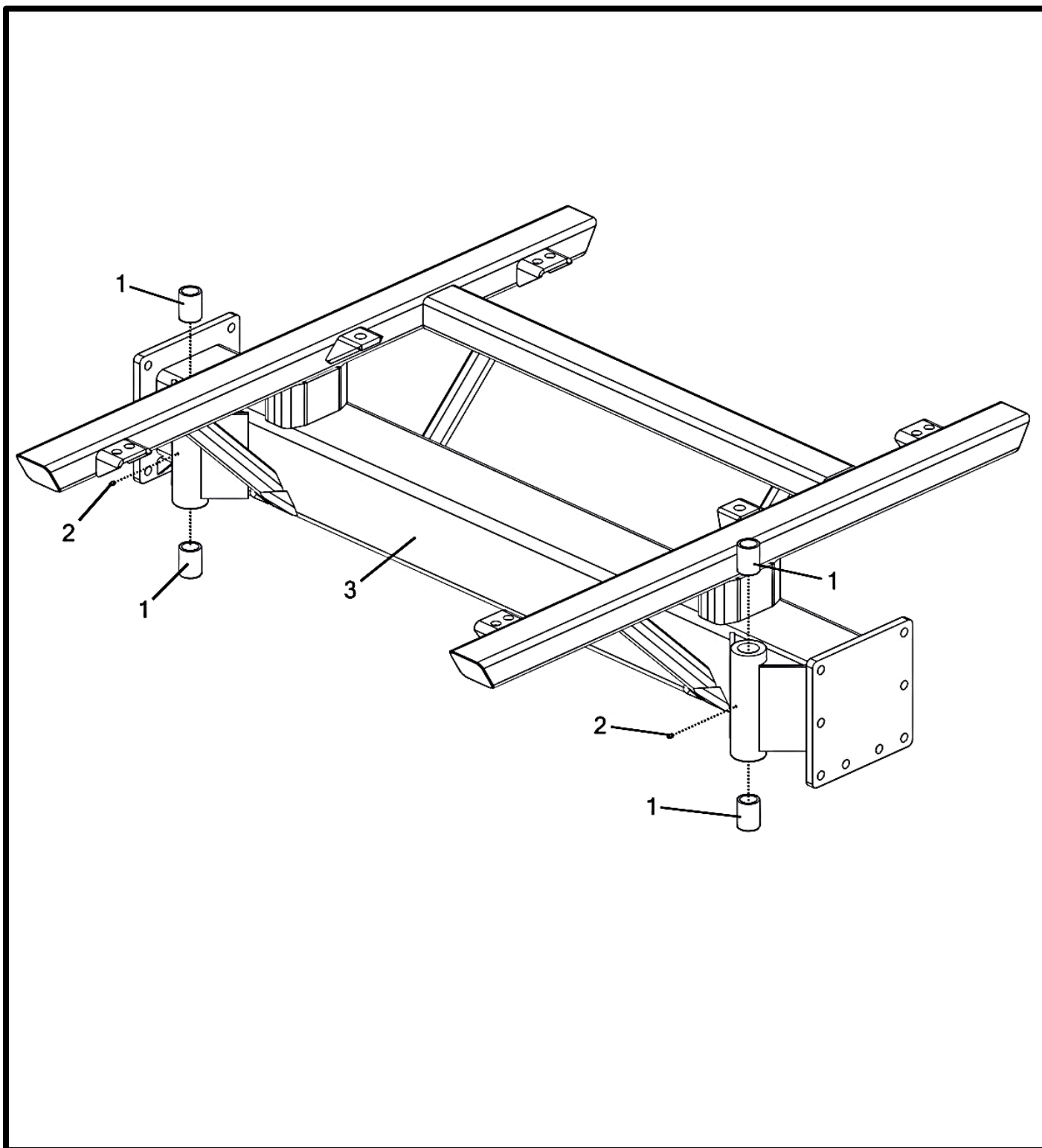
6 TON CART OVERVIEW



6 TON CART OVERVIEW

Item No.	Qty	Description
1	2	Safety Chain Assembly
2	1	Spindle Assembly – Right
3	1	Spindle Assembly – Left
4	1	Hitch - Transport Receiver
5	2	Hitch - Adj.
6	1	Assembly - Adjustable Center Frame
7	2	Assembly - King Pin End
8	2	Tire
9	1	Kit - Gen 2 Cart Attachment
10	4	Saddle - Hose
11	2	Jack - 8000 lb. Drop
12	2	Tie-Rod
13	2	Support - Universal Arm Gusset
14	1	Arm - Gooseneck RH
15	1	Arm - Gooseneck LH

6 TON CENTER FRAME

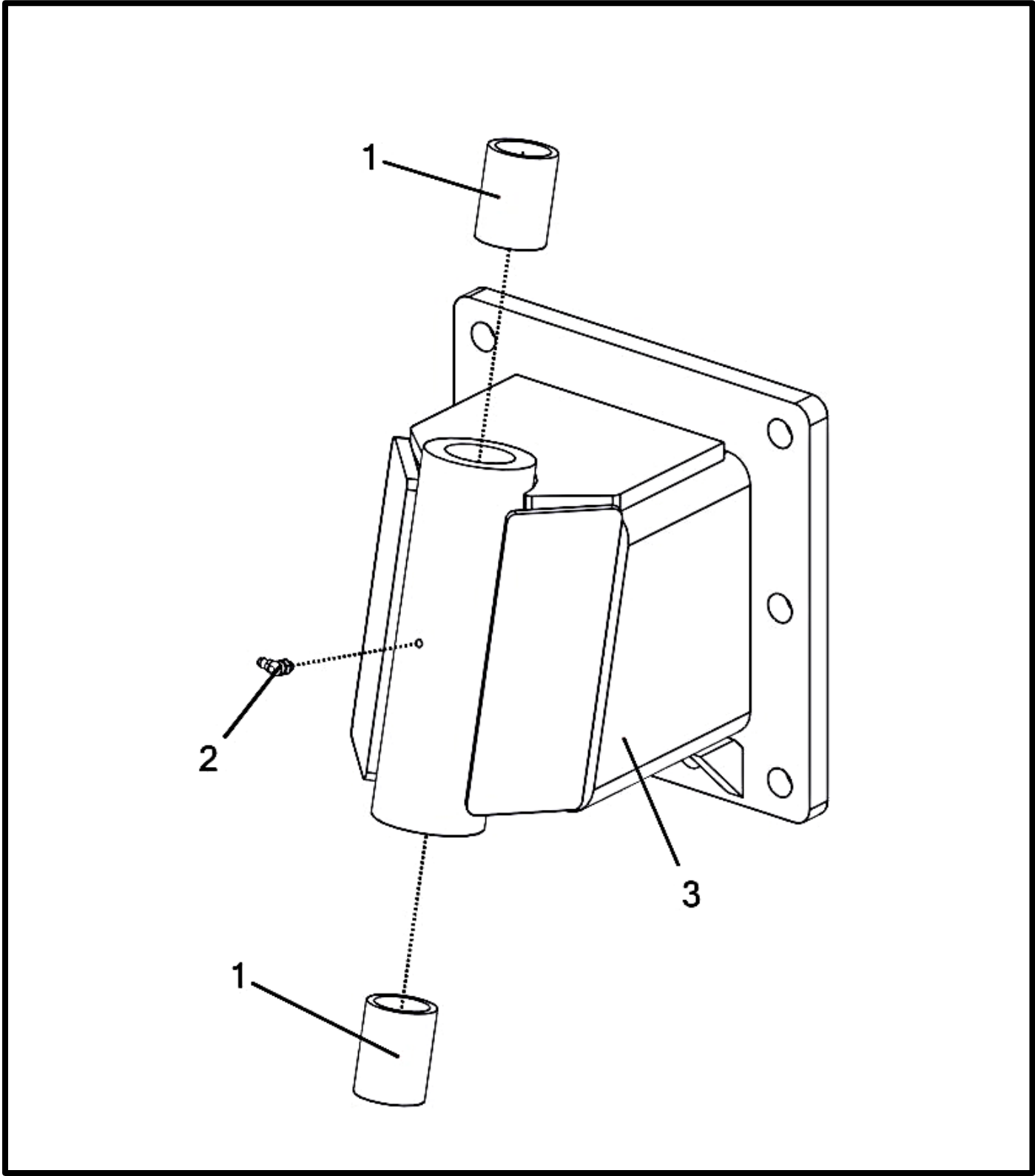


6 TON CENTER FRAME

Item No.	Qty	Part Number	Description
1	4	P000005	Bushing - 1-1/2" x 1.875" x 2.5" *
2	2	P000140	Grease Zerk - 1/4-28 Straight *
3	1	A000258__	Assembly - 6 Ton Adjustable Center Frame

(*) Included In A000258__ - Assembly - 6 Ton Adjustable Center Frame

6 TON KING PIN END ASSEMBLY

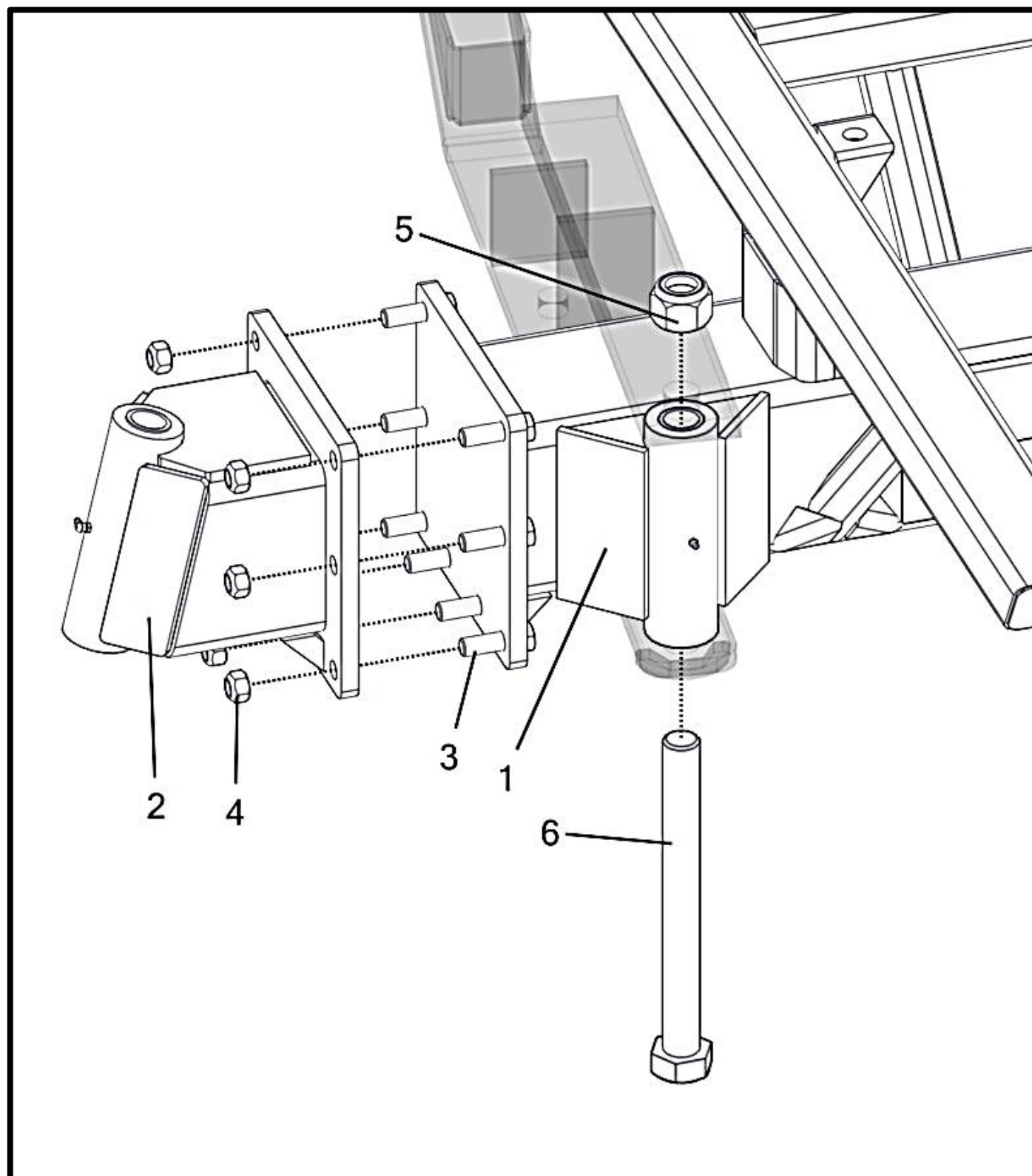


6 TON KING PIN END ASSEMBLY

Item No.	Qty	Part Number	Description
1	2	P000005	Bushing - 1-1/2" x 1.875" x 2.5" *
2	1	P000231	Grease Zerk - 1/4-28 90 *
3	1	A000260__	Assembly - 6 Ton King Pin End

(*) Included In A000260 - Assembly - 6 Ton King Pin End

6 TON ARM AND KINGPIN END ATTACHMENT

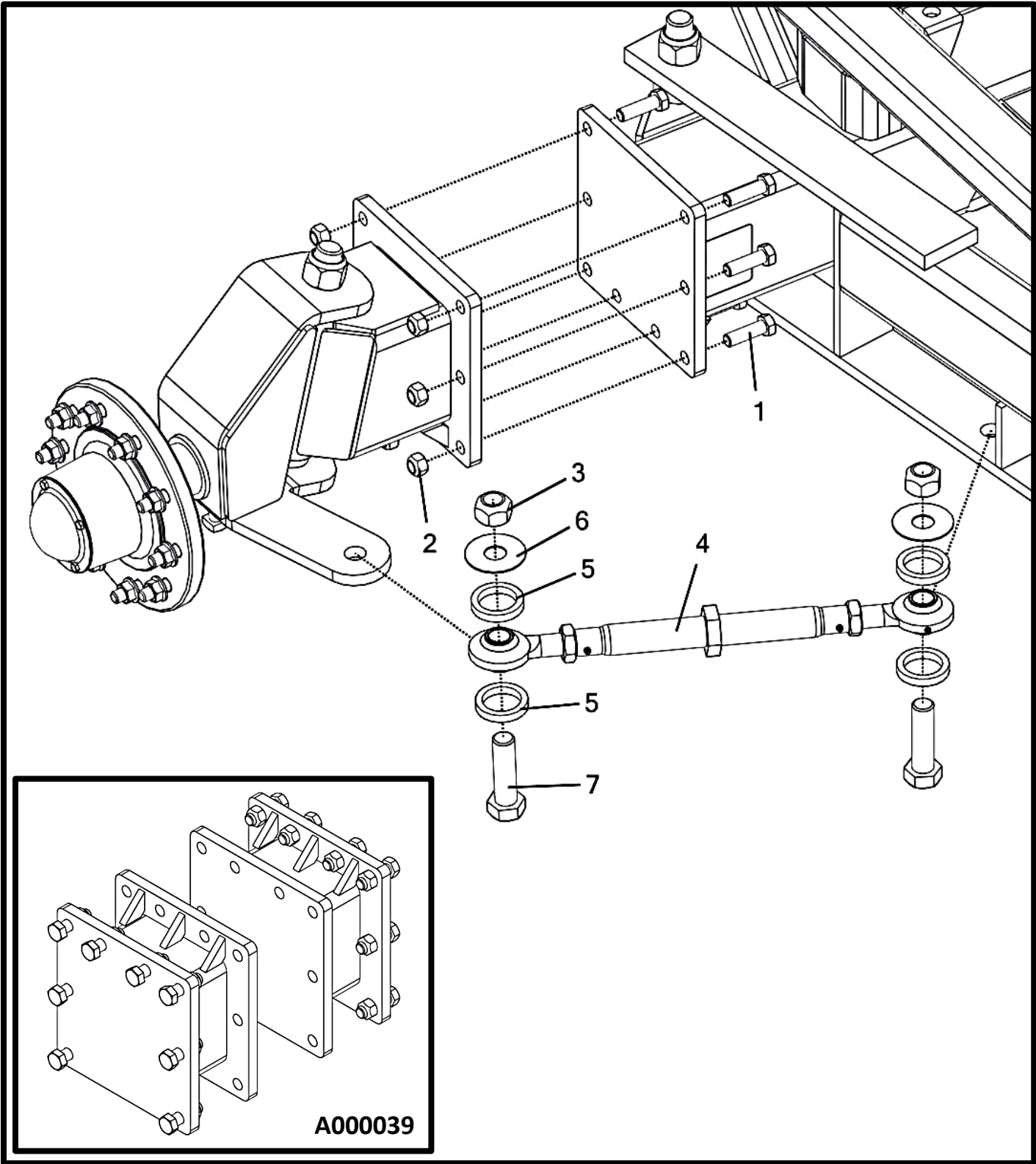


6 TON ARM AND KINGPIN END ATTACHMENT

Item No.	Qty	Part Number	Description
1	1	A000258__	Assembly - 6 Ton Adjustable Center Frame
2	2	A000260__	Assembly - 6 Ton King Pin End
3	16	P000046	Bolt - 3/4-10 x 2.5 x 1.75 Hex (GR 5 M/S FA) *
4	16	P000061	Nut - 3/4-10 Hex Metal Lock (GR 5 M/S FA) *
5	2	P000063	Nut - 1 1/2-6 Hex Nylon Lock (GR 5 M/S FA)
6	2	P000722__	Bolt - 1 1/2-6 x 14.75 x 3.5 Hex (GR 5 M/S FA)

(*) Included In K000017 - Kit - Adj. Axle (6 Ton)

TIE RODS - 6 TON



TIE RODS - 6 TON

Item No.	Qty	Part Number	Description
1	16	P000046	Bolt - 3/4-10 x 2.5 x 1.75 Hex (GR 5 M/S FA) †
2	16	P000061	Nut - 3/4-10 Hex Metal Lock (GR 5 M/S FA) * †
3	4	P000079	Nut - 1 1/4-7 Hex Metal Lock (GR 5 M/S FA) *
4	2	P000350__	Tie-Rod - 120"-132" Universal Adjustable (Heavy Duty) (Shown)
	2	P000351__	Tie-Rod - 133"-165" Universal Adjustable (Heavy Duty)
5	8	P000365	Gasket - Tie-Rod Bearing Grease (Foam)
6	4	P000366	Washer - 1-1/4 x 3-1/2 (304 S/S)
7	4	P000622	Bolt - 1 1/4-7 x 4.5 x 2.75 Hex (GR 5 M/S FA) *

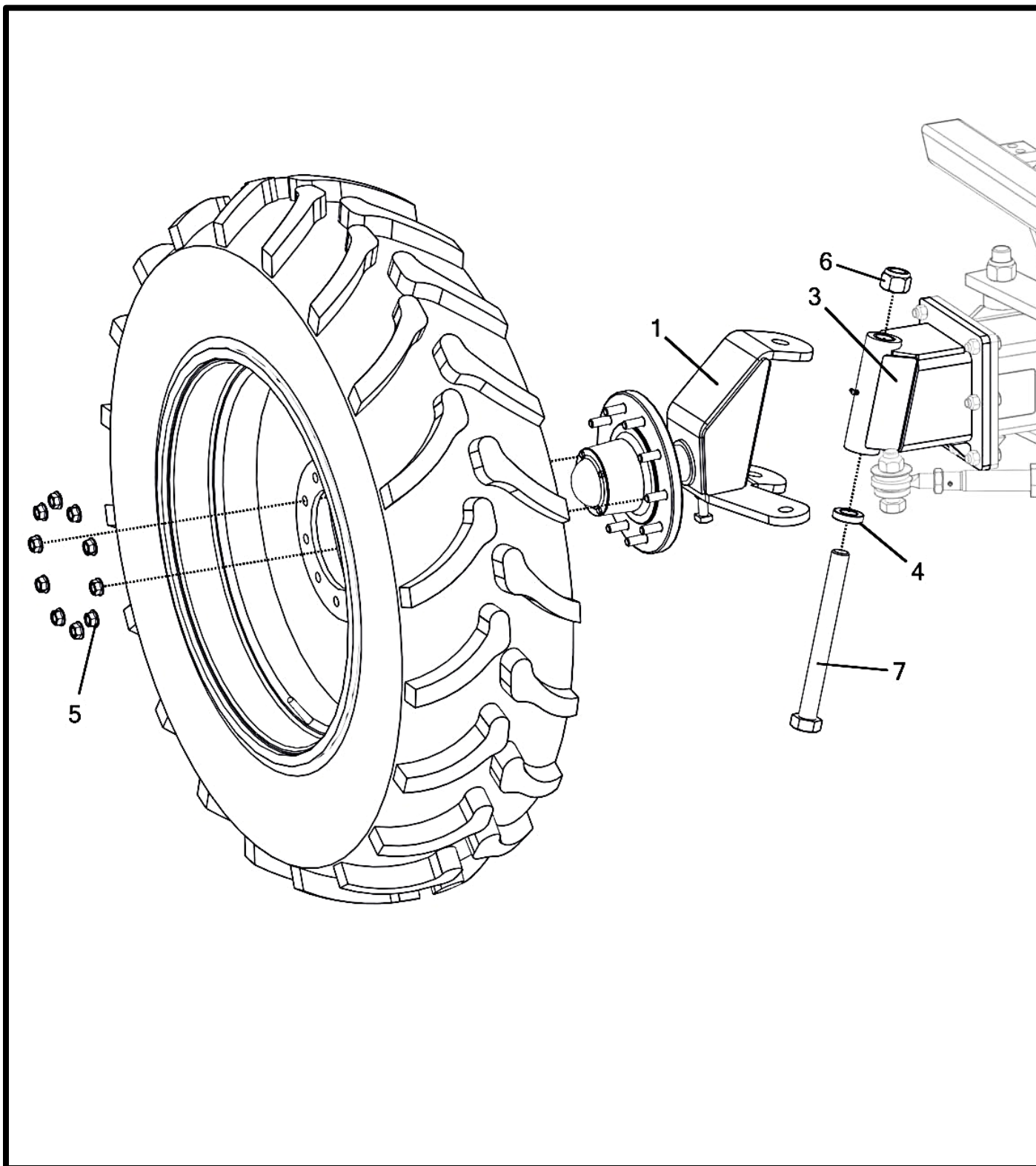
(*) Included In K002037 - Kit - 6 Ton Cart Hardware

(†) Included In K000017 - Kit - Adj. Axle (6 Ton)

OFFSET	AXLE EXTENSION	TIE-ROD P/N
0"	NONE	P000350__
12"	A000039__‡	P000350__
24"	A000040__‡	P000351__
32"	A000041__‡	P000351__
40"	A000042__‡	P000351__

(‡) Includes K000017 Hardware Kit

6 TON AXLE AREA

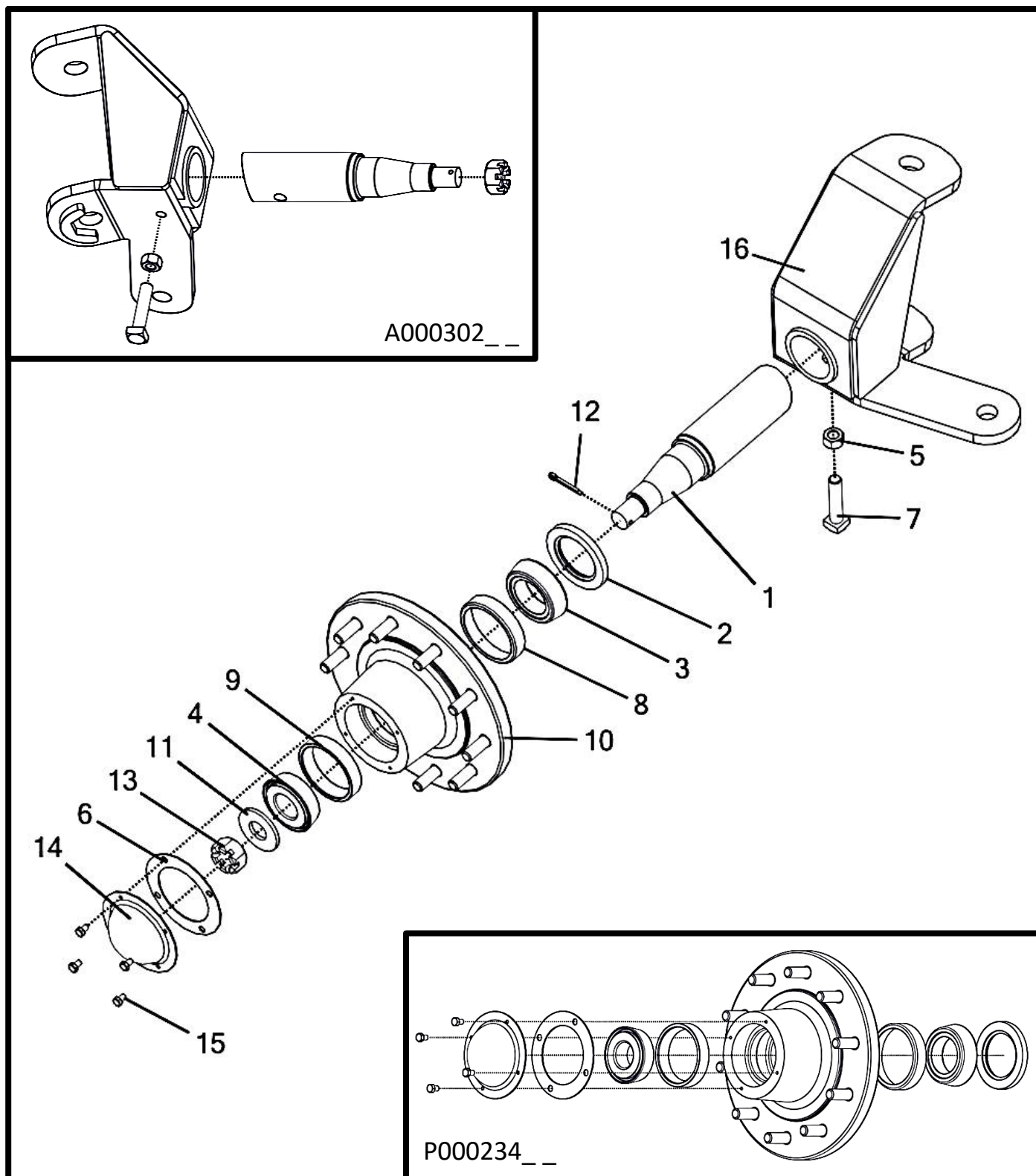


6 TON AXLE AREA

Item No.	Qty	Part Number	Description
1	1	A000010__	Spindle Assembly - 6 Ton Right (Shown)
2	1	A000011__	Spindle Assembly - 6 Ton Left
3	2	A000260__	Assembly - 6 Ton King Pin End
4	2	P000015	Bearing - Thrust 1-1/2" (D17)
5	20	P000018	Nut - Lug (6, 9, 12 Ton) *
6	2	P000063	Nut - 1 1/2-6 Hex Nylon Lock (GR 5 M/S FA)
7	2	P000722__	Bolt - 1 1/2-6 x 14.75 x 3.5 Hex (GR 5 M/S FA)

(*) Included In K002204 - Kit - Lug Nut (10 Pack)
(Requires 1 Per Tire)

6 TON SPINDLE ASSEMBLIES



6 TON SPINDLE ASSEMBLIES

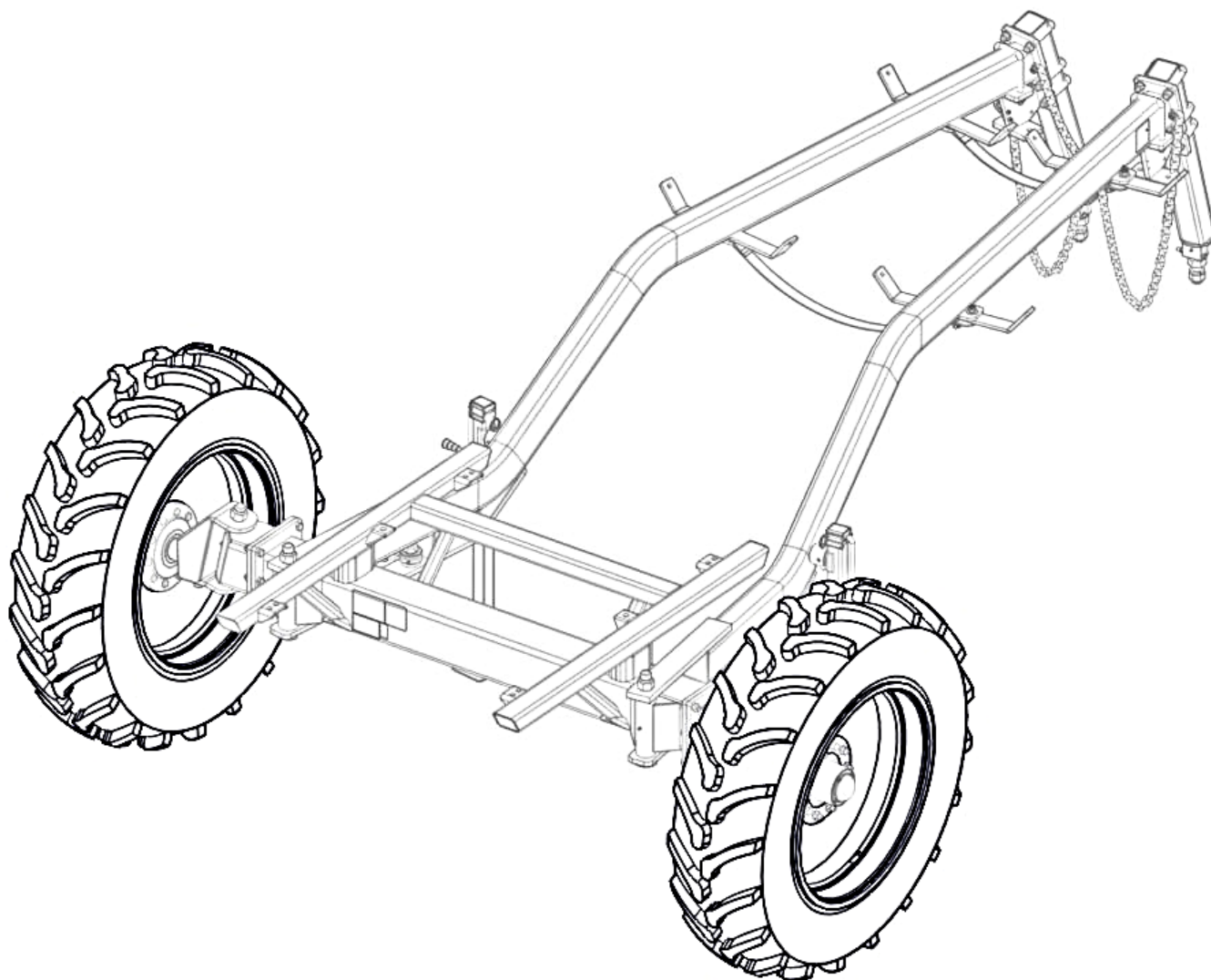
Item No.	Qty	Part Number	Description
		A000010__	Spindle Assembly - 6 Ton Right (Shown)
		A000011__	Spindle Assembly - 6 Ton Left
1	1	M000018	Shaft - Spindle - 6 Ton *
2	1	P000007	Seal - Hub (6 Ton) †
3	1	P000008	Bearing - Inner (6 Ton) †
4	1	P000009	Bearing - Outer (6 & 9 Ton) †
5	1	P000019	Nut - 3/4-10 Hex (GR 5 M/S FA) *
6	1	P000025	Gasket - Hub Cap (6 & 9 Ton) †
7	1	P000033	Set Screw - 3/4" x 3-1/2" *
8	1	P000166	Cup - Inner (6 Ton) †
9	1	P000170	Cup - Outer (6 & 9 Ton) †
10	1	P000249__	Hub - 6 Ton (Casting Only) †
11	1	P000252	Washer - Spindle (6 & 9 Ton)
12	1	P000254	Pin - Cotter (6 & 9 Ton Spindle)
13	1	P000256	Nut - 1 1/4-12 Slotted (GR 5 M/S FB) *
14	1	P000259__	Hub Cap - (6 & 9 Ton) †
15	4	P002588	Bolt - 5/16-18 x 0.5 x 0.5 Hex (GR 5 M/S FC) †
16	1	W000001__	Housing - Spindle (6 Ton Right) (Shown) *
	1	W000002__	Housing - Spindle (6 Ton Left) *

(*) Included In A000302__ - Spindle Housing Assembly - 6 Ton (RH) **(Shown)**
Or

(*) Included In A000157__ - Spindle Housing Assembly - 6 Ton (LH)

(†) 6 Ton Hub Parts Are Included In
P000234__ - Hub - 6 Ton (N871)

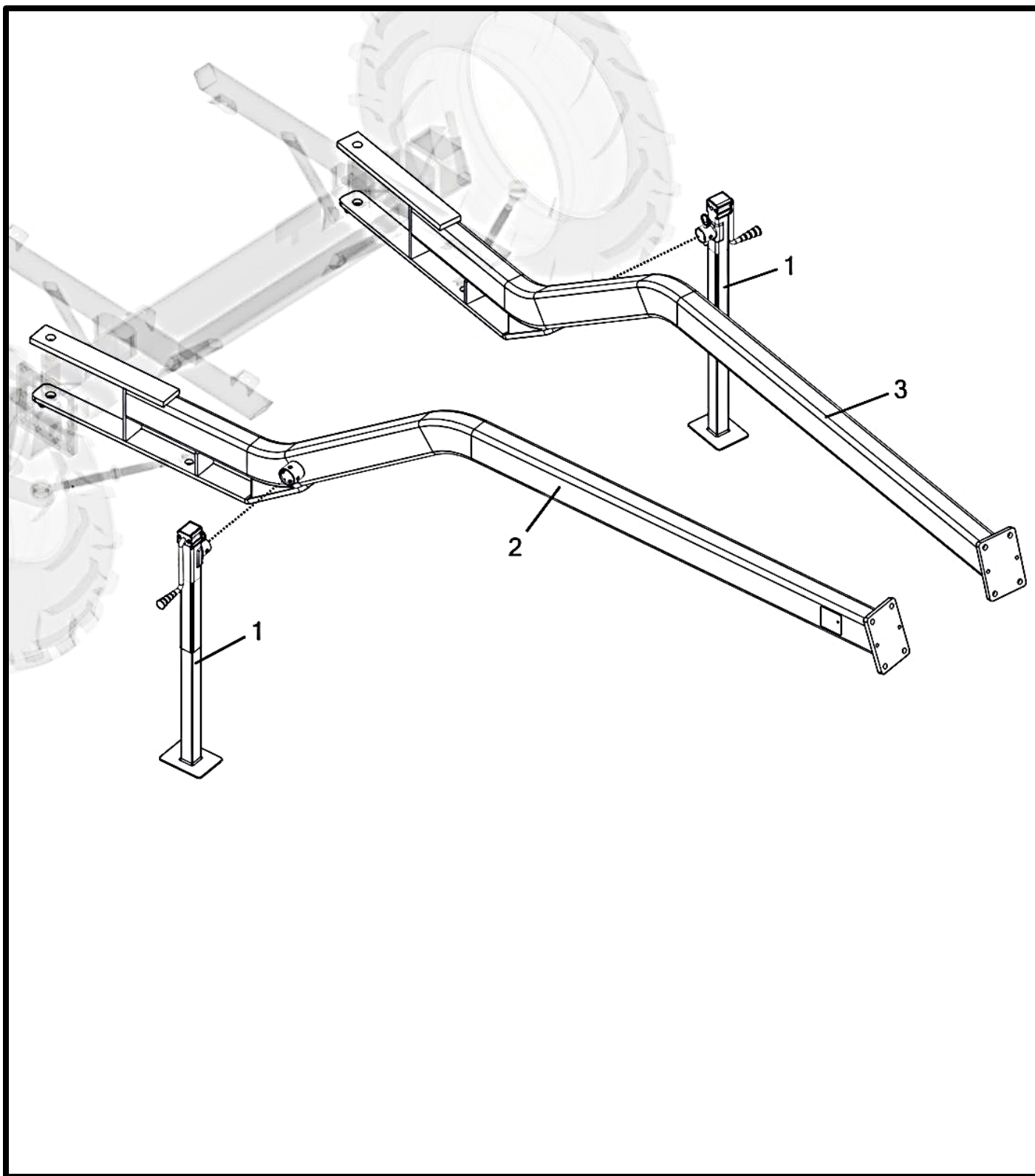
6 TON TIRE OPTIONS



6 TON TIRE OPTIONS

LEFT	RIGHT	Description
A000004	A000292	Tire Assembly- 380/90 R46" 10 Bolt Small
A000005	A000293	Tire Assembly - 420/85 R34" 10 Bolt Small
A000006	A000294	Tire Assembly- 380/85 R34" 10 Bolt Small
A000063	A000295	Tire Assembly - 480/80 R42" 10 Bolt Small 0" Offset
A000175	A000304	Tire Assembly - 320/90 R46" 10 Bolt Small (12.4x46)
A000193	A000305	Tire Assembly- 320/90 R42" 10 Bolt Small

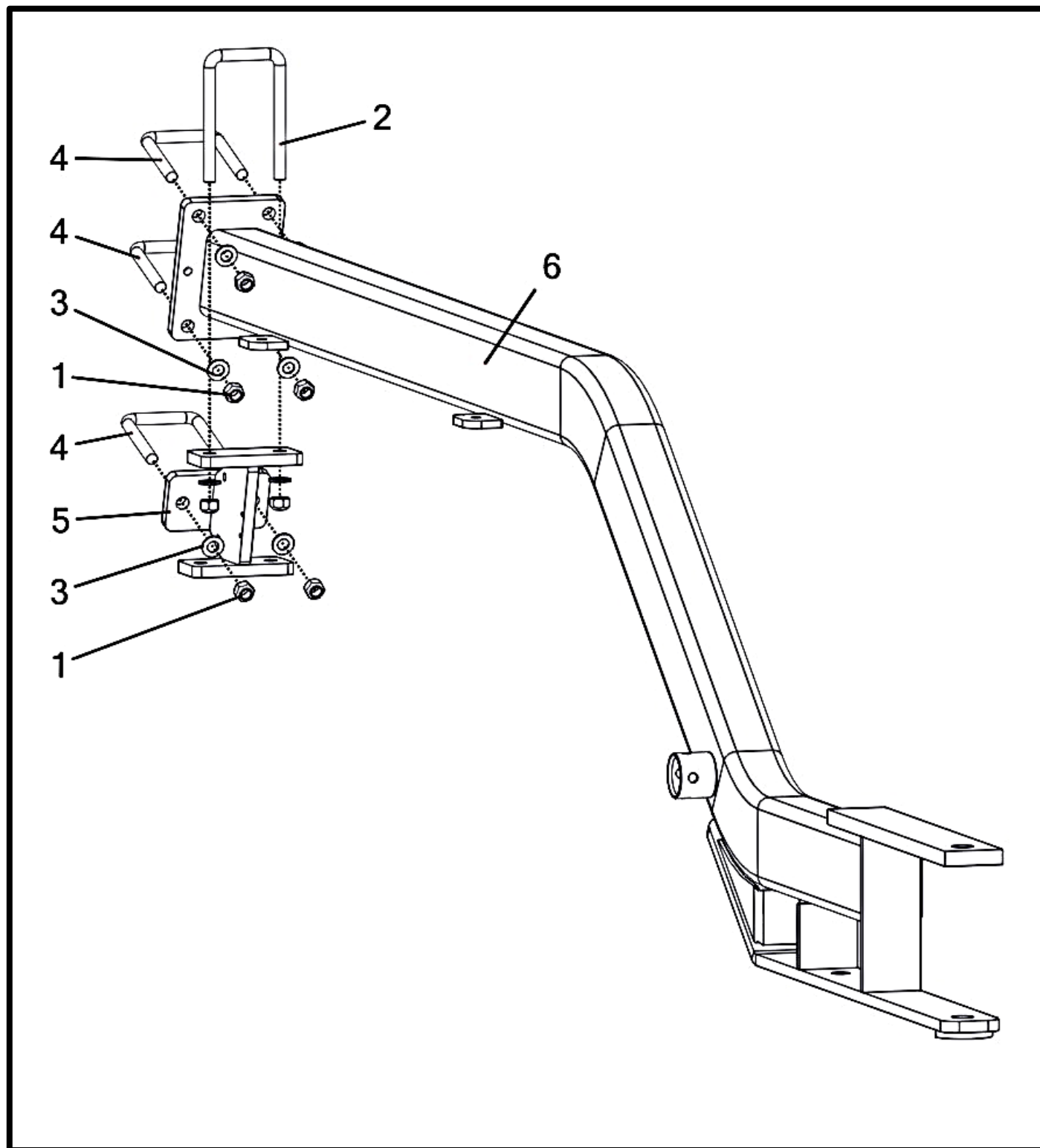
6 TON ARMS AND JACKS



6 TON ARMS AND JACKS

Item No.	Qty	Part Number	Description
1	2	P000138	Jack - 8000 lb. Drop
2	1	A002452__	Arm - Gooseneck RH 6 Ton w/Decal
3	1	A002450__	Arm - Gooseneck LH 6 Ton w/Decal

6 TON REPLACEMENT ARM ASSEMBLIES

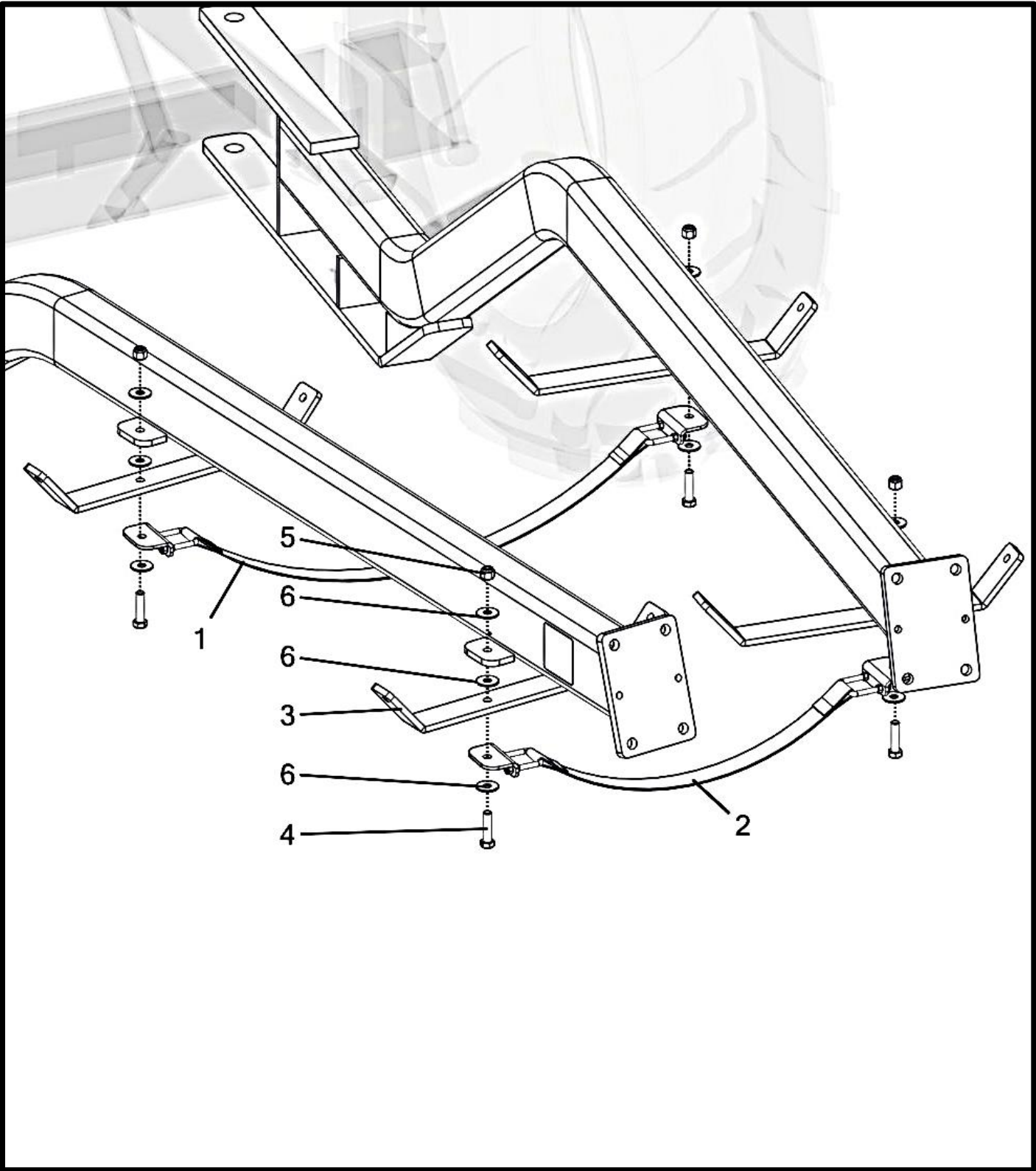


6 TON REPLACEMENT ARM ASSEMBLIES

Item No.	Qty	Part Number	Description
		A002190__	Arm - Gooseneck LH (6 Ton) (Shown)
		A002181__	Arm - Gooseneck RH (6 Ton)
1	8	P000061	Nut - 3/4-10 Hex Metal Lock (GR 5 M/S FA)
2	1	P000430	U-Bolt - 3/4" x 4-1/8" x 8
3	8	P000766	Washer - 3/4" SAE Flat (1.469" OD) (GR 5 M/S FA)
4	3	P002285	U-Bolt - 3/4" x 4-1/8" x 6"
5	1	W002396__	Support - Universal Arm Gusset
6	1	A002450__	Arm - Gooseneck LH 6 Ton w/Decal (Shown)
	1	A002452__	Arm - Gooseneck RH 6 Ton w/Decal

Hardware Shown Is Included With Assembly

STRAPS AND SADDLES



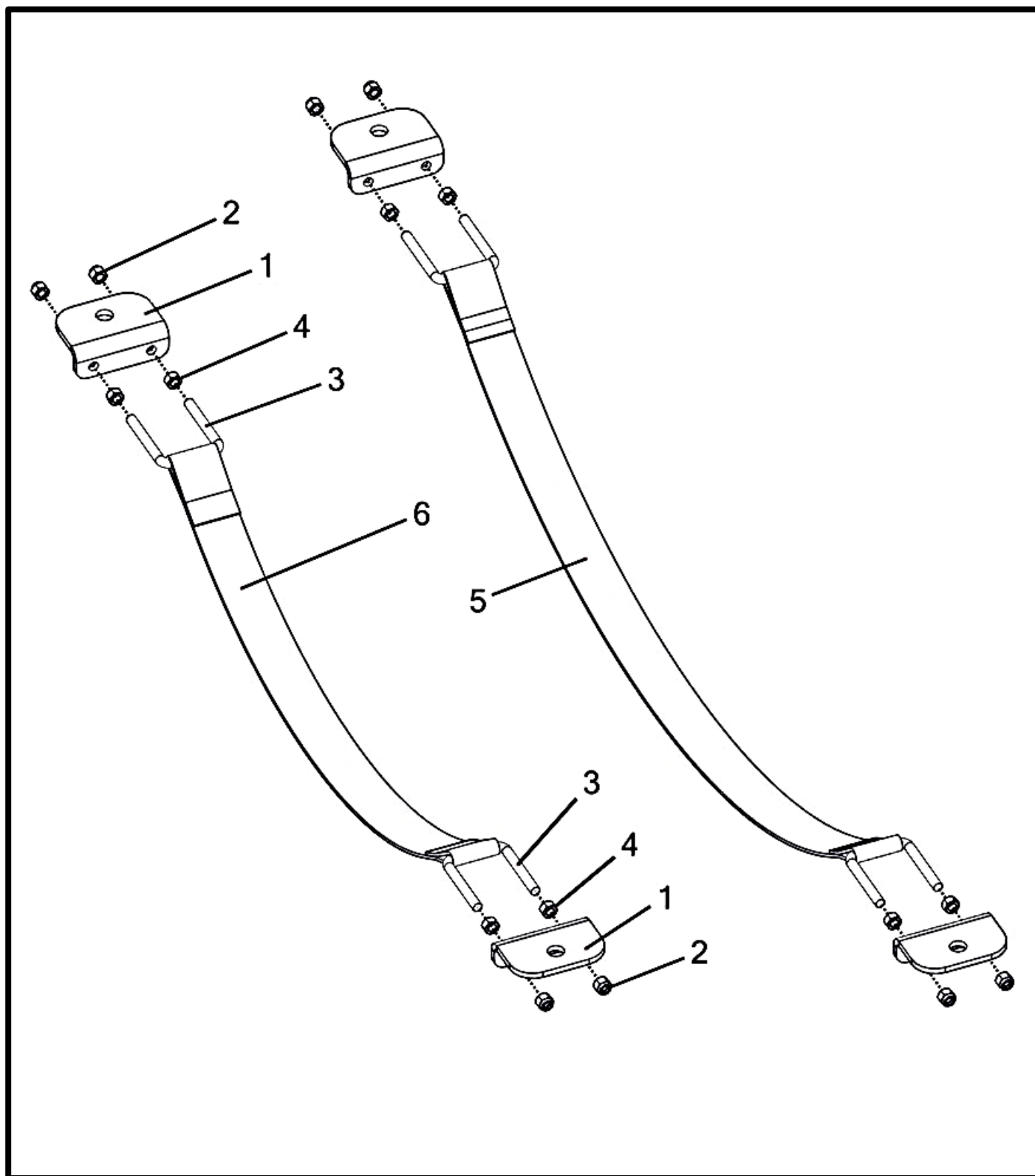
STRAPS AND SADDLES

Item No.	Qty	Part Number	Description
1	1	A002168__	Saddle - Hose Guide Strap (Long) *
2	1	A002169__	Saddle - Hose Guide Strap (Short) *
3	4	M000009__	Saddle - Hose
4	4	P000044	Bolt - 5/8-11 x 2.5 x 1.5 Hex (GR 5 M/S FA) †
5	4	P000060	Nut - 5/8-11 Hex Nylon Lock (GR 5 M/S FA) †
6	12	P000068	Washer - 5/8" USS Flat (1.75" OD) (GR 5 M/S FA) †

(*) Included In K002016__ - Kit - Cart Hose Guide Strap

(†) Included In K000011 - Kit - Saddle Hardware

CART HOSE GUIDE STRAP KIT



CART HOSE GUIDE STRAP KIT

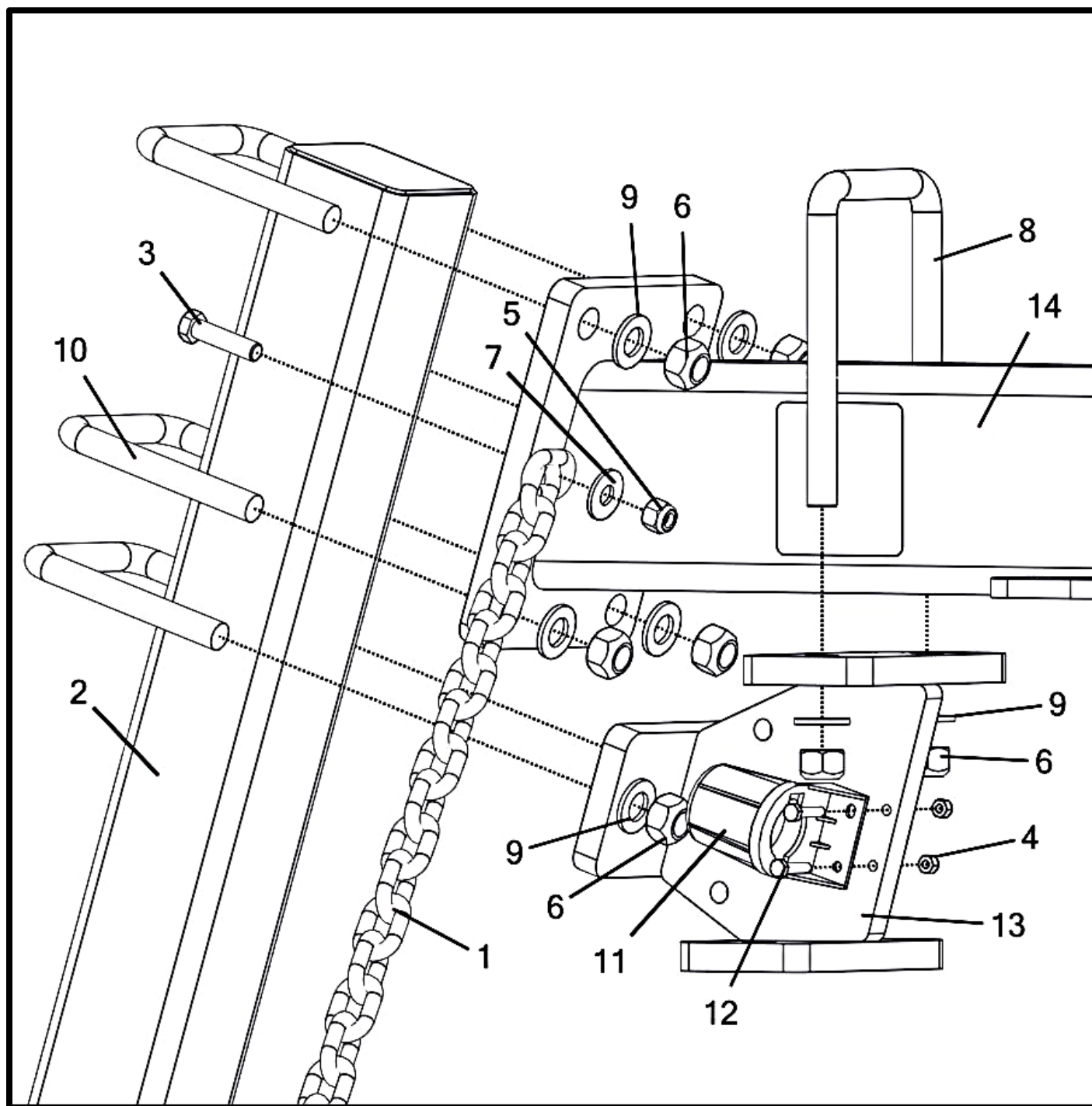
Item No.	Qty	Part Number	Description
		K002016__	Kit - Cart Hose Guide Strap
1	4	M002511__	Bracket - 2" U-Bolt strap * †
2	8	P000057	Nut - 3/8-16 Hex Nylon Lock (GR 5 M/S FA) * †
3	4	P000319	U-Bolt - 3/8" x 2-1/8" x 3" * †
4	8	P000759	Nut - 3/8-16 Hex (GR 5 M/S FA) * †
5	1	P002283	Strap - 2" X 43.25" Hose Guide *
6	1	P002284	Strap - 2" x 29.5" Hose Guide †

Strap Assemblies:

(*) A002168__ - Saddle - Hose Guide Strap (Long)

(†) A002169__ - Saddle - Hose Guide Strap (Short)

6 TON COUPLERS AND GUSSETS



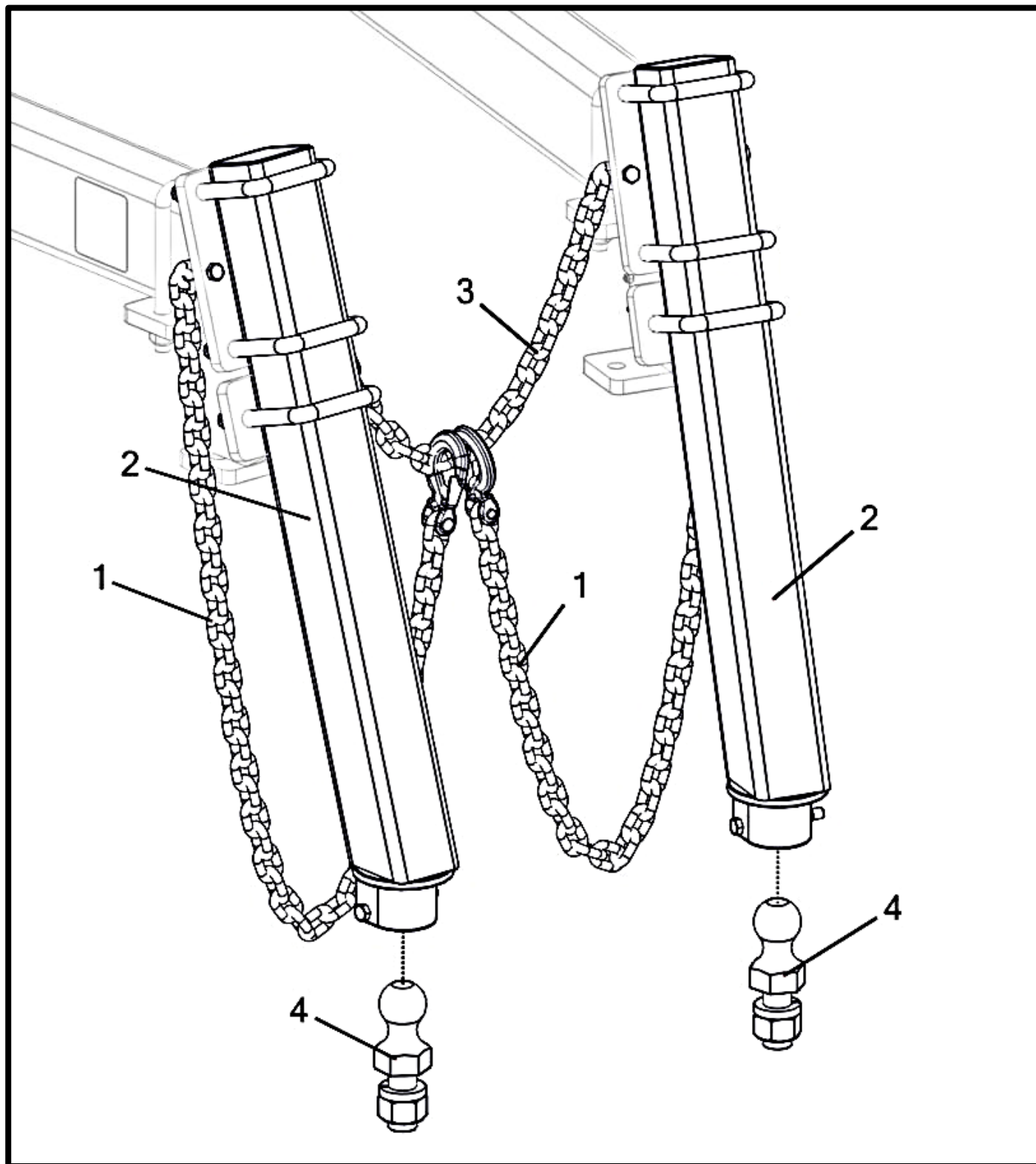
6 TON COUPLERS AND GUSSETS

Item No.	Qty	Part Number	Description
1	2	A000001	Safety Chain Assembly
2	2	A000034__	Hitch - Adj.
3	4	P000042	Bolt - 1/2-13 x 2 x 1.25 Hex (GR 5 M/S FA) †
4	2	P000056	Nut - 1/4-20 Hex Nylon Lock (GR 5 M/S FA) * †
5	4	P000058	Nut - 1/2-13 Hex Nylon Lock (GR 5 M/S FA) †
6	16	P000061	Nut - 3/4-10 Hex Metal Lock (GR 5 M/S FA) †
7	4	P000067	Washer - 1/2" USS Flat (1.375" OD) (GR 5 M/S FA) †
8	2	P000430	U-Bolt - 3/4" x 4-1/8" x 8
9	16	P000766	Washer - 3/4" SAE Flat (1.469" OD) (GR 5 M/S FA) †
10	6	P002285	U-Bolt - 3/4" x 4-1/8" x 6"
11	1	P002390	Holder - Light Harness Plug *
12	2	P002427	Bolt - 1/4-20 x 1.25 x 0.75 Hex (GR 5 M/S FA) * †
13	2	W002396__	Support - Universal Arm Gusset
14	1	A002450__	Arm - Gooseneck LH 6 Ton w/Decal (Shown)
	1	A002452__	Arm - Gooseneck RH 6 Ton w/Decal

Parts With Asterisk (*) Used With A002450__ Only

(†) Included In K002037 - Kit - 6 Ton Cart Hardware

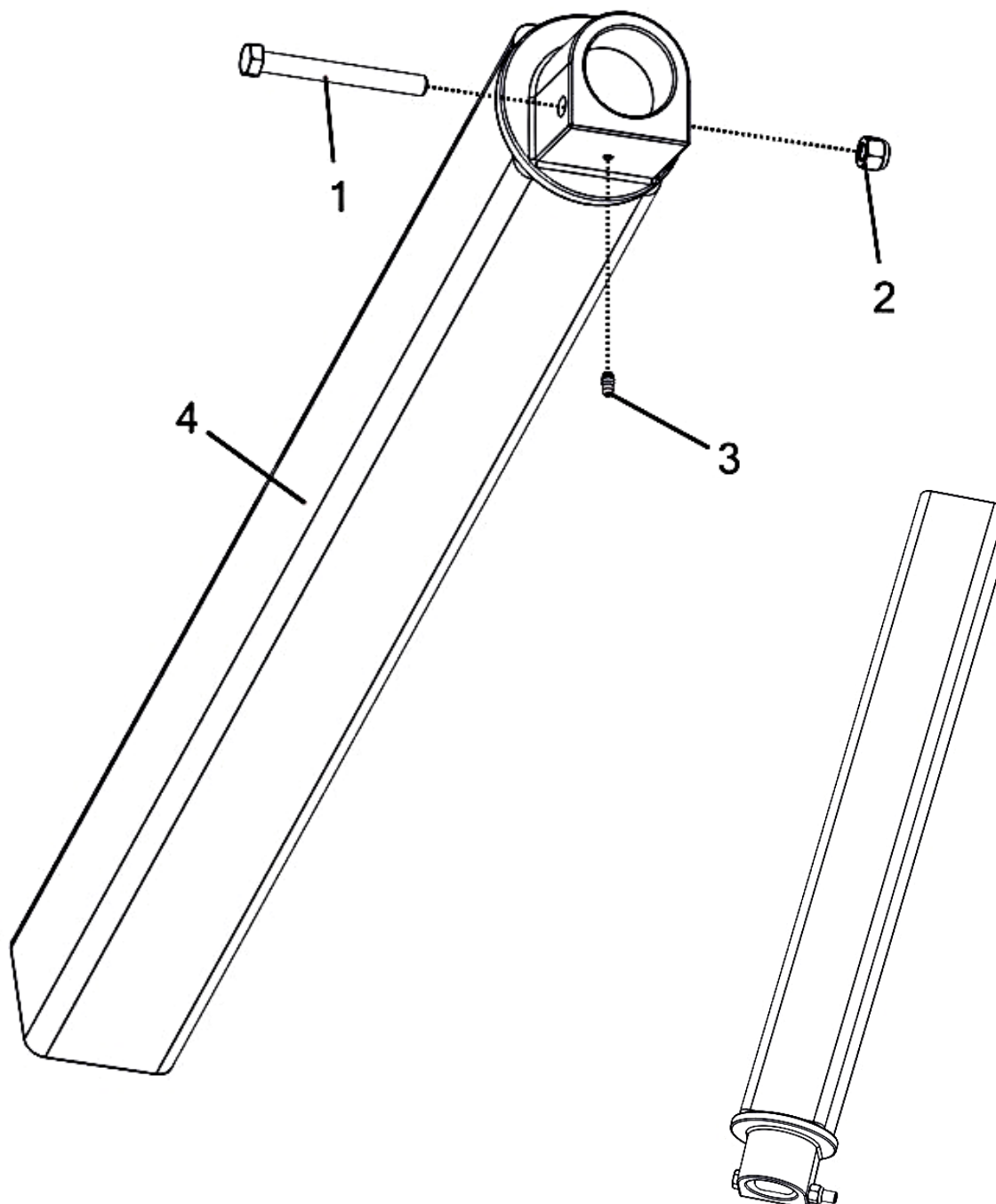
SAFETY CHAINS AND BALL HITCH COUPLERS



SAFETY CHAINS AND BALL HITCH COUPLERS

Item No.	Qty	Part Number	Description
1	2	A000001	Safety Chain Assembly
2	2	A000034__	Hitch - Adj. Ball
3	1	M000002	Chain - Short (Arm Connector)
4	2	P000128	Ball (30,000 lbs.)

ADJUSTABLE BALL HITCH COUPLER ASSEMBLY

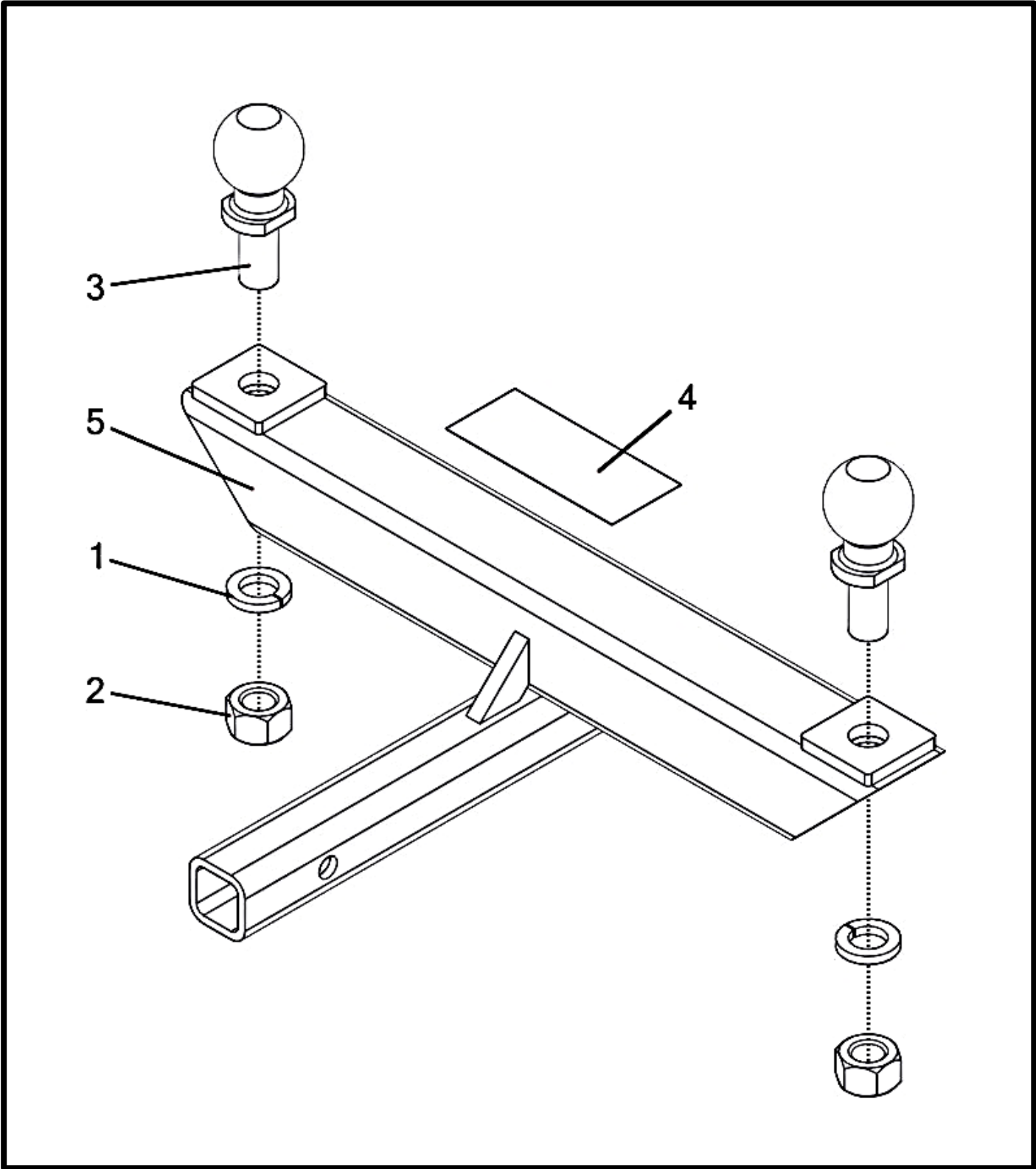


ADJUSTABLE BALL HITCH COUPLER ASSEMBLY

Item No.	Qty	Part Number	Description
1	1	P000043	Bolt - 1/2-13 x 4.5 x 1.25 Hex (GR 5 M/S FA) *
2	1	P000058	Nut - 1/2-13 Hex Nylon Lock (GR 5 M/S FA) *
3	1	P002093	Grease Fitting - 1/4 Straight Drive-In *
4	1	A000034__	Hitch - Adj. Ball

(*) Included In A000034__ - Hitch - Adj. Ball

TRANSPORT RECEIVER - (BALL) ASSEMBLY

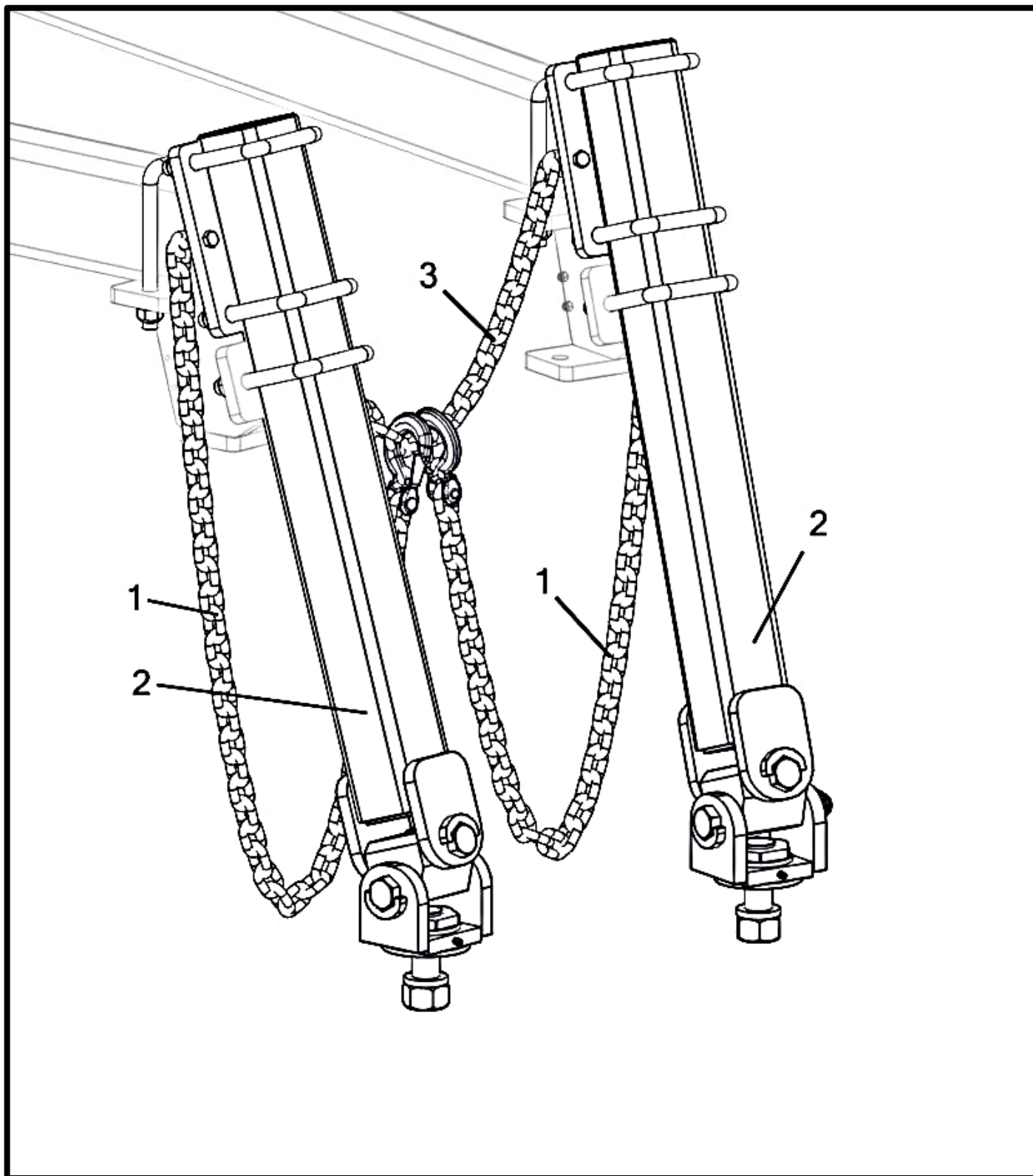


TRANSPORT RECEIVER - (BALL) ASSEMBLY

Item No.	Qty	Part Number	Description
		A000017__	Transport Receiver - Ball
1	2	P000071	Washer - 1" Split Lock (1.656" OD) (GR 5 M/S FA) *
2	2	P000076	Nut - 1-8 Hex (GR 5 M/S FA) *
3	2	P000127	Ball (6,000 lbs.)
4	1	P000604	Decal - Transport Hitch (Caution)
5	1	W000077__	Hitch - Transport Receiver

(*) Included In P000127 - Ball (6,000 lbs.)

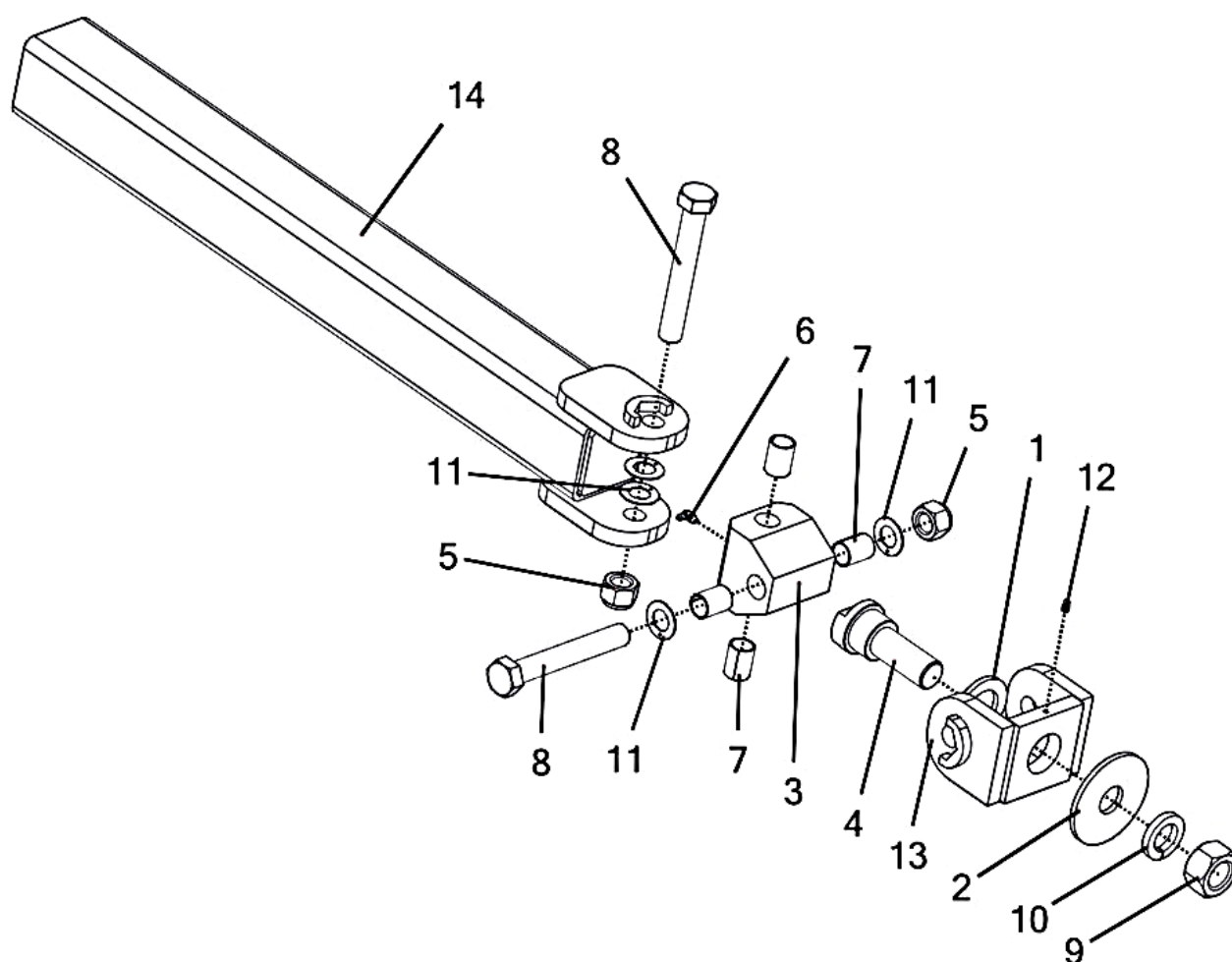
SAFETY CHAINS AND KNUCKLE HITCH COUPLERS



SAFETY CHAINS AND KNUCKLE HITCH COUPLERS

Item No.	Qty	Part Number	Description
1	2	A000001	Safety Chain Assembly
2	2	A000020__	Knuckle Hitch - Knuckle Assembly
3	1	M000002	Chain - Short (Arm Connector)

KNUCKLE HITCH COUPLER ASSEMBLY



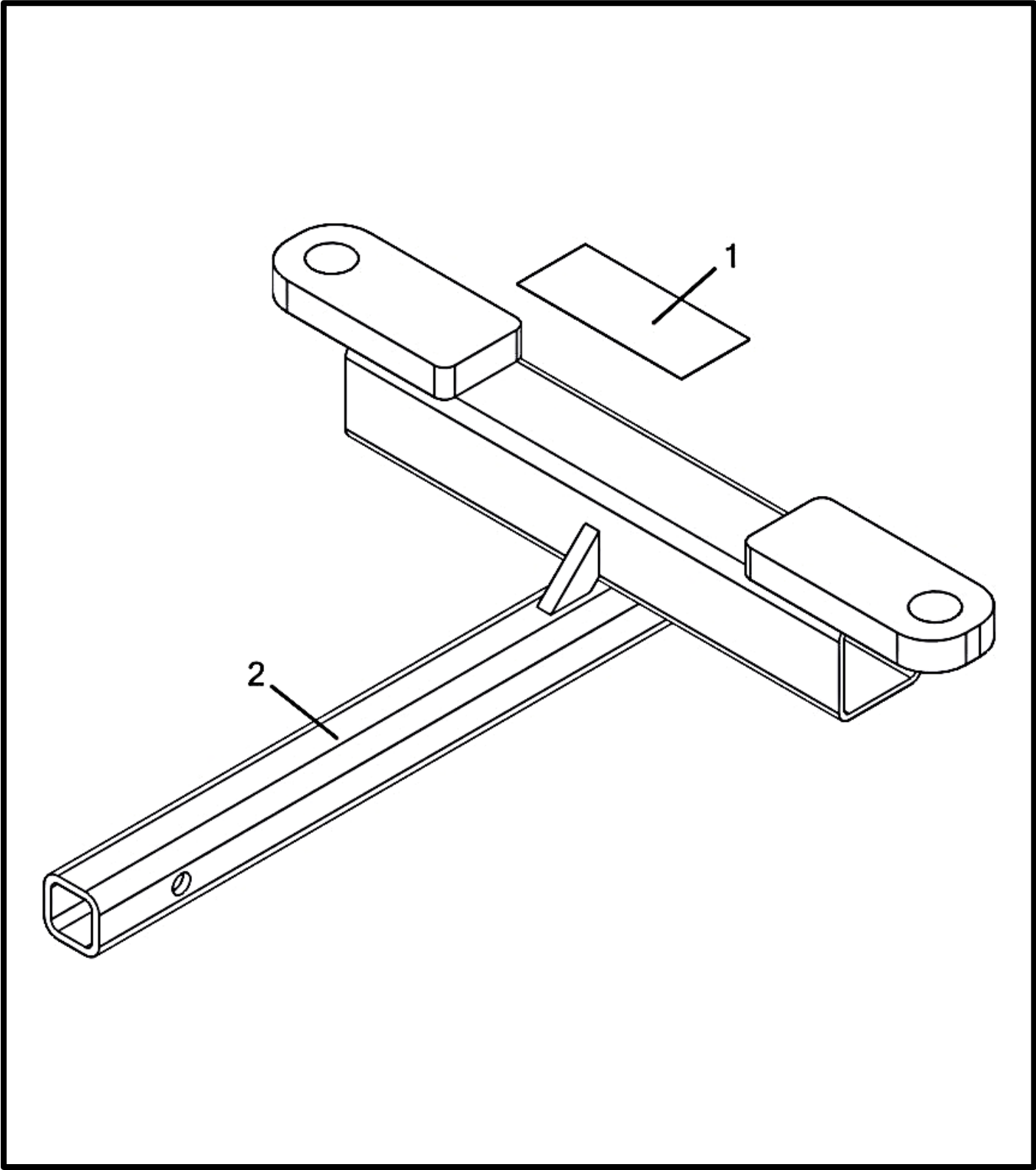
KNUCKLE HITCH COUPLER ASSEMBLY

Item No.	Qty	Part Number	Description
		A000020__	Knuckle Hitch - Knuckle Assembly
1	1	M000815__	Washer - Knuckle Assembly Top
2	1	M000816__	Washer - 1.395" x 4.5" x .25"
3	1	A002455__	Housing - Knuckle Hitch w/Bushings (Includes Grease Zerk & Bushings)
4	1	(R) M003316__	Bolt - Knuckle Pivot
5	2	P000062	Nut - 1-8 Hex Nylon Lock (GR 5 M/S FA)
6	1	P000231	Grease Zerk - 1/4-28 90 *
7	4	P000370	Bushing - 1" x 1.125" x 1.5" MU Steel *
8	2	P000371	Bolt - 1-8 x 7 x 2.5 Hex (GR 5 M/S FA)
9	1	P000372	Nut - 1 3/8-6 Hex (GR 5 M/S FA)
10	1	P000373	Washer - 1 3/8" Split Lock (2.219" OD) (GR 5 M/S FC)
11	4	P000469	Washer - 1" Thrust
12	1	P002093	Grease Fitting - 1/4 Straight Drive-In †
13	1	A002456__	Housing - Knuckle Pivot w/Zerk (Includes Grease Zerk)
14	1	W000103__	Adj. Knuckle Tube Weldment

(*) Included In A002455__ - Housing - Knuckle Hitch W/Bushings

(†) Included In A002456__ - Housing - Knuckle Pivot W/Zerk

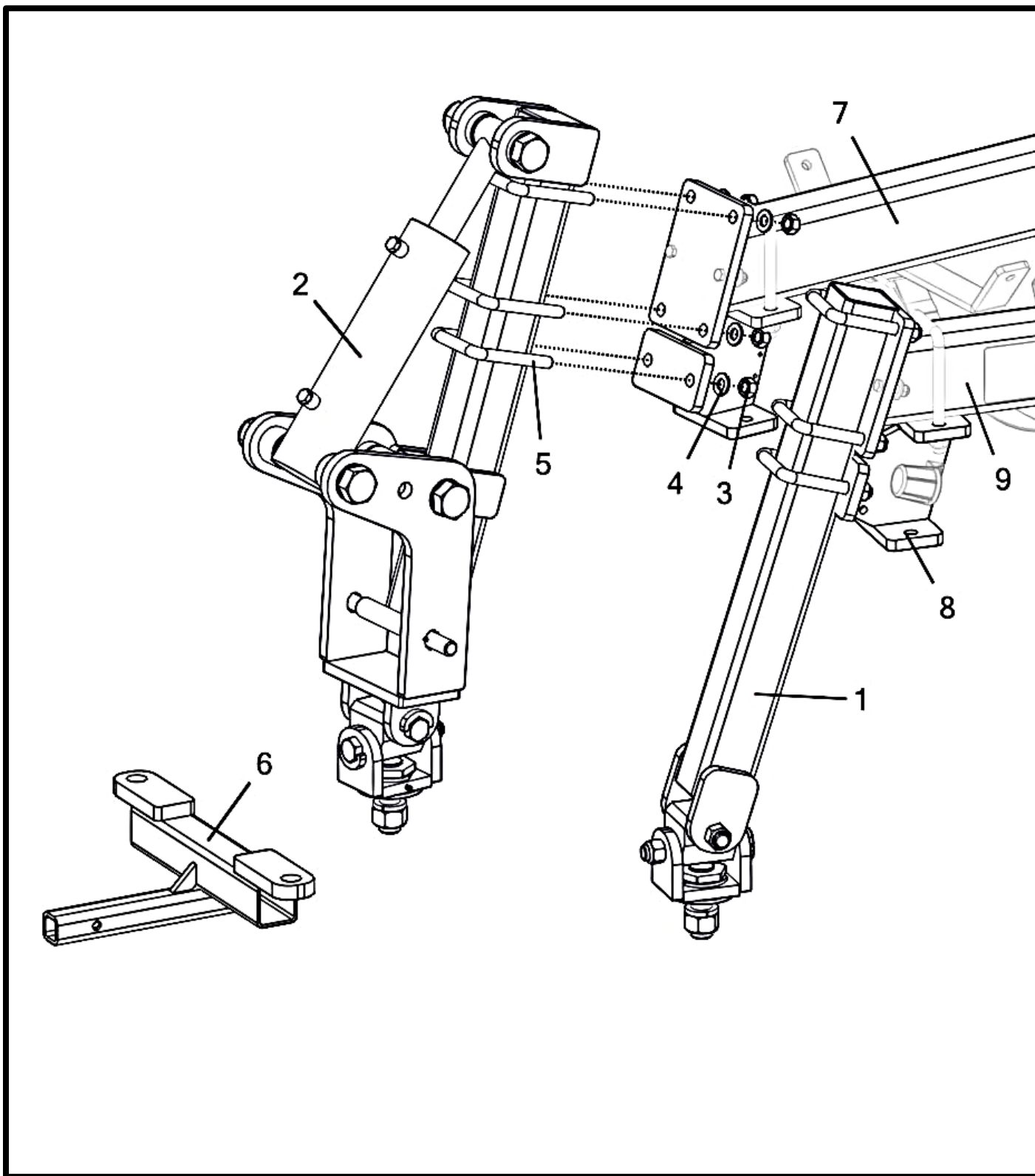
KNUCKLE TRANSPORT RECEIVER



KNUCKLE TRANSPORT RECEIVER

Item No.	Qty	Part Number	Description
		A002438__	Knuckle Transport Receiver
1	1	P000604	Decal - Transport Hitch (Caution)
2	1	W002566__	Hitch - Knuckle Transport Receiver

DRIFT ASSIST



DRIFT ASSIST

Item No.	Qty	Part Number	Description
1	1	A000020__	Knuckle Hitch - Knuckle Assembly
2	1	A000282__	Assembly - Drift Assist Steering Arm (No Sensor)
3	12	P000061	Nut - 3/4-10 Hex Metal Lock (GR 5 M/S FA) *
4	12	P000766	Washer - 3/4" SAE Flat (1.469" OD) (GR 5 M/S FA) *
5	6	P002285	U-Bolt - 3/4" x 4-1/8" x 6"
6	1	A002438__	Hitch - Knuckle Transport Receiver
7	1	----	Arm - Gooseneck RH
8	2	W002396__	Support - Universal Arm Gusset
9	1	----	Arm - Gooseneck LH

A000282__ Is Typically Installed On The Rh Cart Arm.
It Must Be Installed On The LH Cart Arm When Used On A 1795 Planter.

(*) Included In K002021 - Kit - 9 Ton Cart Hardware

[illegible]

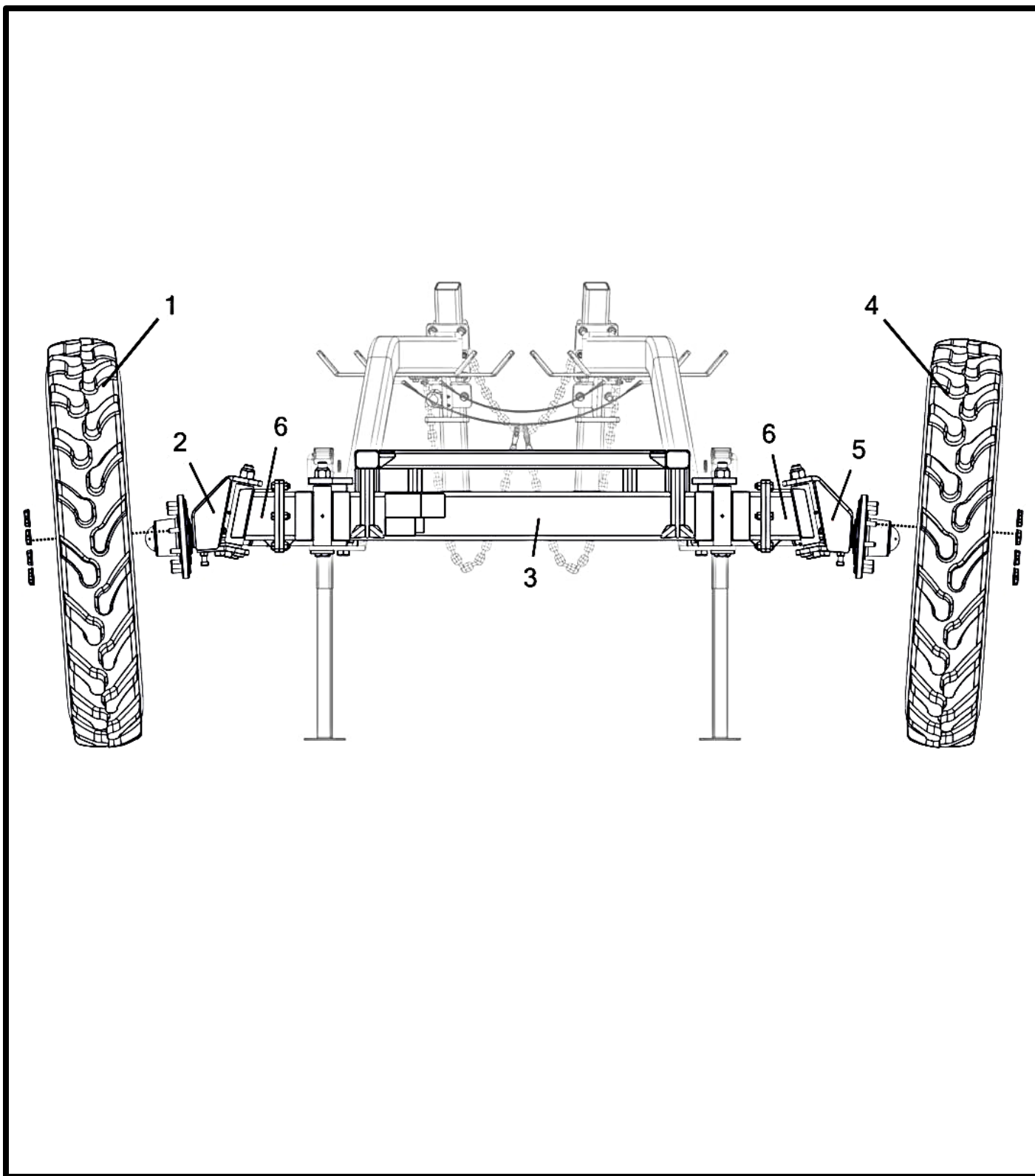
DRIFT ASSIST STEERING ARM (NO SENSOR)

Item No.	Qty	Part Number	Description
		A000282__	Assembly - Drift Assist Steering Arm (No Sensor)
1	1	A002126	Pin - Drift Assist Transport Lock
2	1	M000815__	Washer - Knuckle Assembly Top
3	1	M000816__	Washer - 1.395" x 4.5" x .25"
4	1	A002455__	Housing – Knuckle Hitch Bushing (Includes Grease Zerk & Bushings)
5	1	(R) M003316__	Bolt - Knuckle Pivot
6	2	P000062	Nut - 1-8 Hex Nylon Lock (GR 5 M/S FA)
7	3	P000063	Nut - 1 1/2-6 Hex Nylon Lock (GR 5 M/S FA)
8	1	P000231	Grease Zerk - 1/4-28 90 *
9	4	P000370	Bushing - 1" x 1.125" x 1.5" MU Steel *
10	2	P000371	Bolt - 1-8 x 7 x 2.5 Hex (GR 5 M/S FA)
11	1	P000372	Nut - 1 3/8-6 Hex (GR 5 M/S FA)
12	1	P000373	Washer - 1 3/8" Split Lock (2.219" OD) (GR 5 M/S FC)
13	4	P000469	Washer - 1" Thrust
14	1	P000500	Bolt - 1 1/2-6 x 8.5 x 3.5 Hex (GR 5 M/S FA)
15	2	P000501	Bolt - 1 1/2-6 x 12 x 3.5 Hex (GR 5 M/S FA)
16	2	P000778	Bushing - 1.5" x 1.66" x 1.5" Plastic
17	1	P000783	Cylinder - 4"B x 8"S x 2"R (No Sensor)
18	1	P002093	Grease Fitting - 1/4 Straight Drive-In †
19	1	P002192	Pin - 3/16" Lynch
20	1	P002193	Decal - Transport Lock Pin
21	1	A002456__	Housing - Knuckle Pivot w/Zerk (Includes Grease Zerk)
22	1	W000340__	Arm - Drift Assist Main
23	1	W000341__	Tube - Drift Assist Main Attachment

(*) Included In A002455__ - Housing – Knuckle Hitch Bushing (Includes Grease Zerk & Bushings)

(†) Included In A002456__ - Housing - Knuckle Pivot w/Zerk (Includes Grease Zerk)

C06M - 6 TON METRIC CART

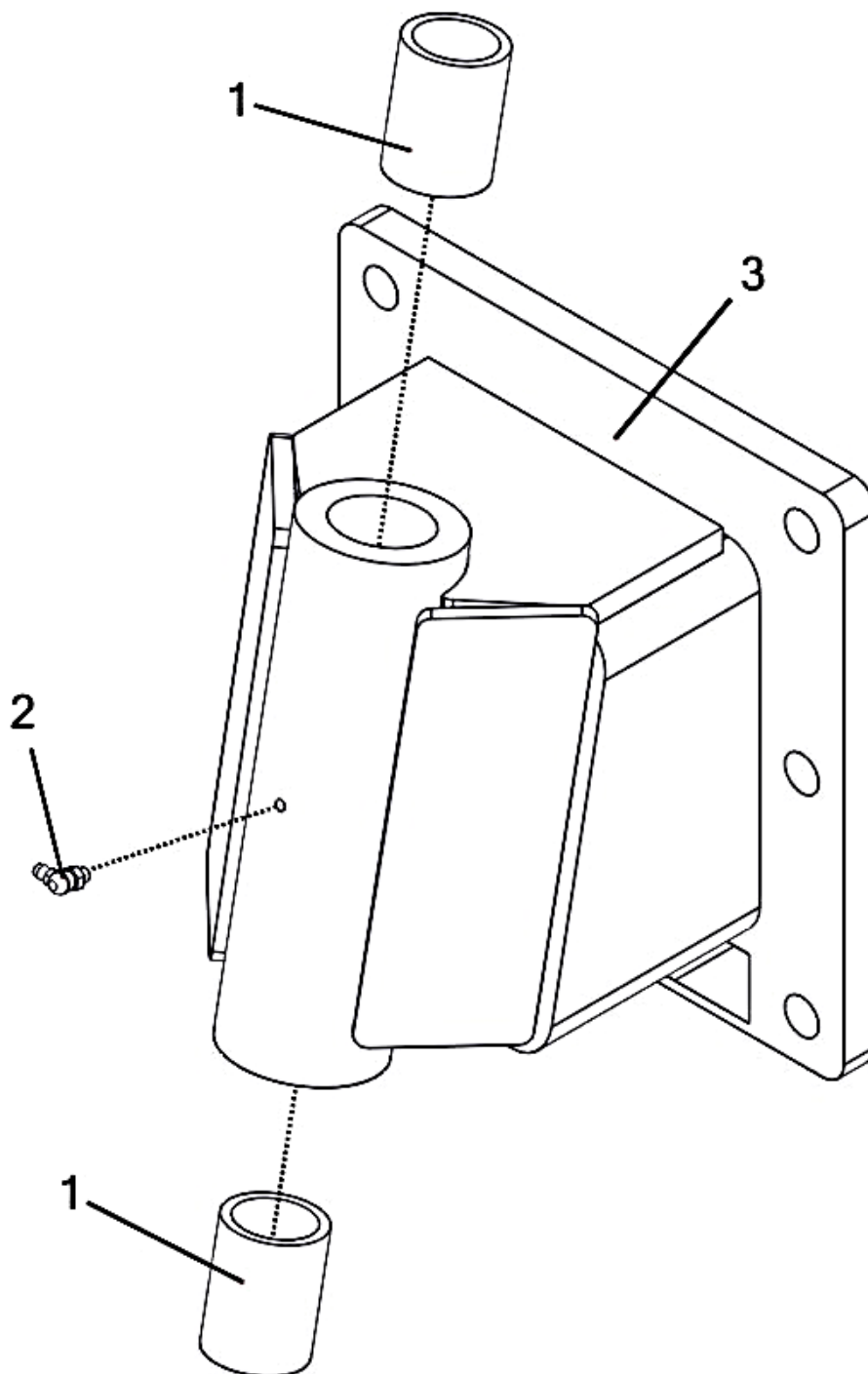


C06M - 6 TON METRIC CART

Item No.	Qty	Part Number	Description
1	1	A000175	Tire Assembly - 320/90 R46" 10 Bolt Small (12.4x46) (Left)
2	1	A000223__	Spindle Assembly - 6 Ton Left Metric *
3	1	A000258__	Assembly - 6 Ton Adjustable Center Frame
4	1	A000304	Tire Assembly - 320/90 R46" 10 Bolt Small (12.4x46) (Right)
5	1	A000306__	Spindle Assembly - 6 Ton Right Metric *
6	2	A002094__	Assembly - 6 Ton King Pin End (Metric) *

**THE METRIC CART FEATURES MOST OF THE SAME PARTS
AS THE STANDARD CART, WITH THE EXCEPTION OF PARTS
MARKED WITH AN ASTERISK (*) ABOVE**

6 TON METRIC KING PIN END ASSEMBLY

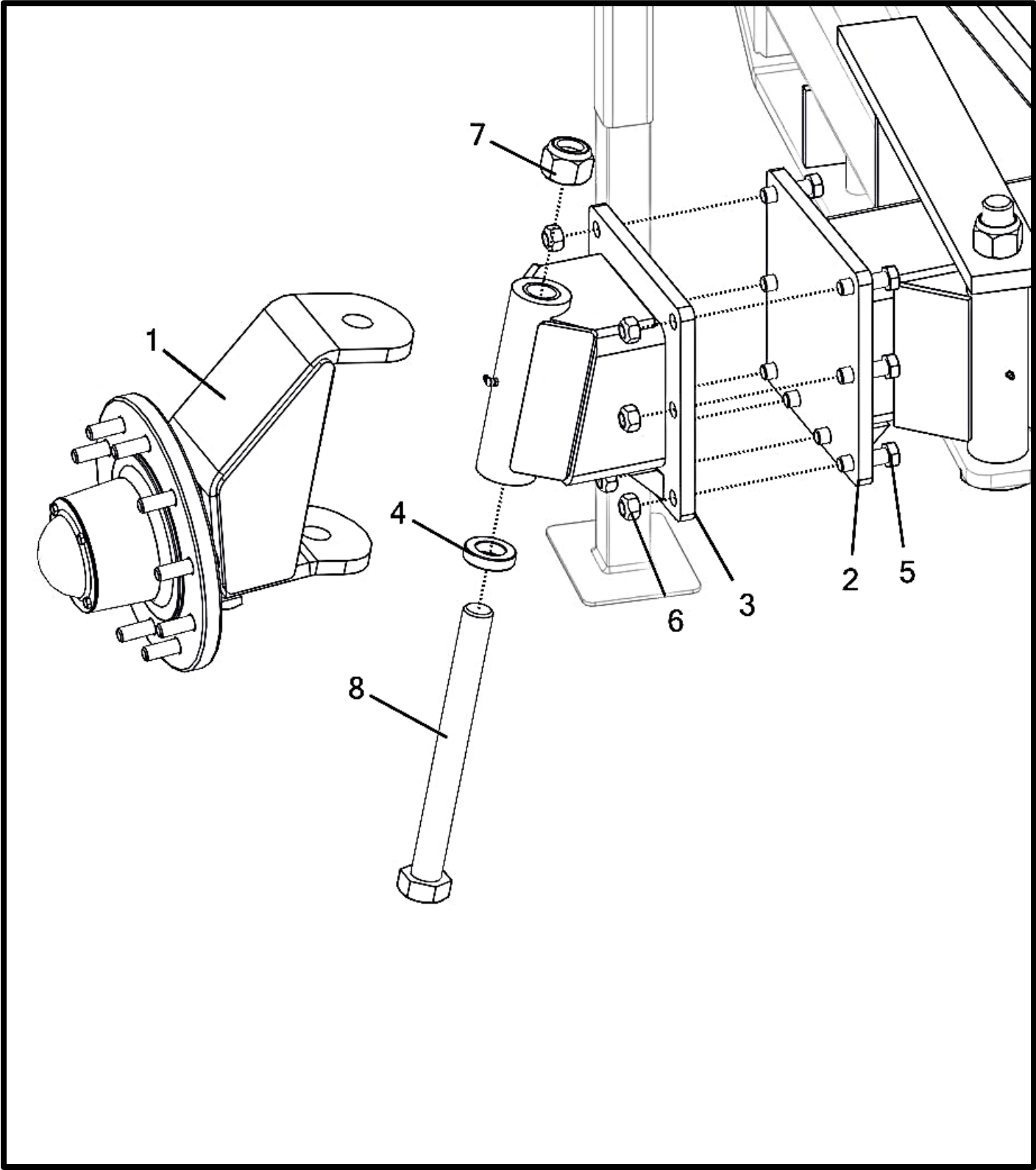


6 TON METRIC KING PIN END ASSEMBLY

Item No.	Qty	Part Number	Description
1	2	P000005	Bushing - 1-1/2" x 1.875" x 2.5" *
2	1	P000231	Grease Zerk - 1/4-28 90 *
3	1	A002094__	Assembly - 6 Ton King Pin End (Metric)

(*) Included In A002094__ - Assembly - 6 Ton King Pin End (Metric)

C06M AXLE AREA

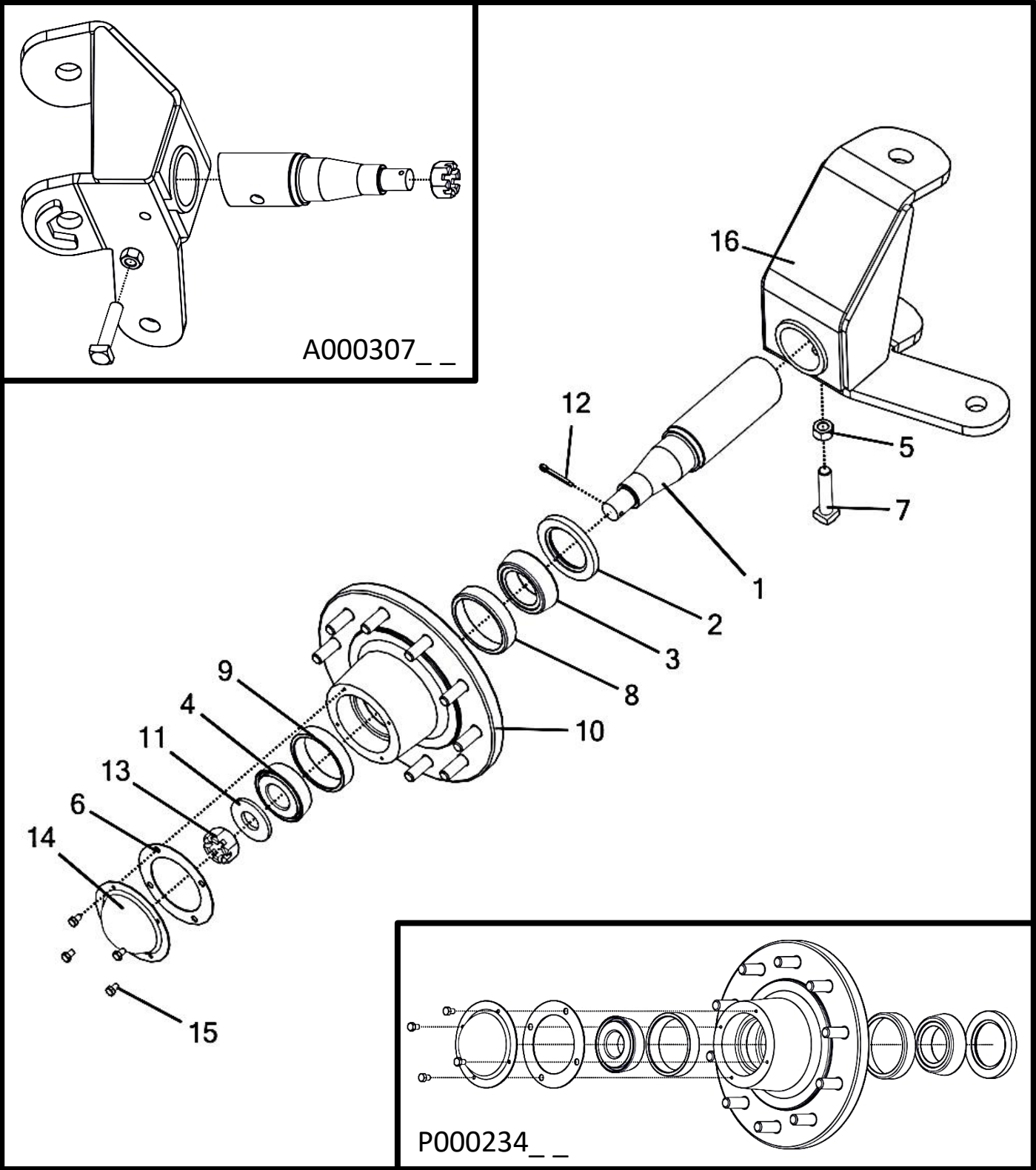


C06M AXLE AREA

Item No.	Qty	Part Number	Description
1	1	A000223__	Spindle Assembly - 6 Ton Left Metric (Shown)
	1	A000306__	Spindle Assembly - 6 Ton Right Metric
2	1	A000258__	Assembly - 6 Ton Adjustable Center Frame
3	2	A002094__	Assembly - 6 Ton King Pin End (Metric)
4	2	P000015	Bearing - Thrust 1-1/2" (D17)
5	16	P000046	Bolt - 3/4-10 x 2.5 x 1.75 Hex (GR 5 M/S FA) *
6	16	P000061	Nut - 3/4-10 Hex Metal Lock (GR 5 M/S FA) *
7	2	P000063	Nut - 1 1/2-6 Hex Nylon Lock (GR 5 M/S FA)
8	2	P000722__	Bolt - 1 1/2-6 x 14.75 x 3.5 Hex (GR 5 M/S FA)

(*) Included In K000017 - Kit - Adj. Axle (6 Ton)

6 TON METRIC SPINDLE ASSEMBLIES



6 TON METRIC SPINDLE ASSEMBLIES

Item No.	Qty	Part Number	Description
		A000306__	Spindle Assembly - 6 Ton Right Metric (Shown)
		A000223__	Spindle Assembly - 6 Ton Left Metric
1	1	M000964	Shaft - 6 Ton Metric Spindle *
2	1	P000007	Seal -Hub (6 Ton) †
3	1	P000008	Bearing - Inner (6 Ton) †
4	1	P000009	Bearing - Outer (6 & 9 Ton) †
5	1	P000019	Nut - 3/4-10 Hex (GR 5 M/S FA) *
6	1	P000025	Gasket - Hub Cap (6 & 9 Ton) †
7	1	P000033	Set Screw - 3/4" x 3-1/2" *
8	1	P000166	Cup - Inner (6 Ton) †
9	1	P000170	Cup - Outer (6 & 9 Ton) †
10	1	P000249__	Hub - 6 Ton (Casting Only) †
11	1	P000252	Washer - Spindle (6 & 9 Ton)
12	1	P000254	Pin - Cotter (6 & 9 Ton Spindle)
13	1	P000256	Nut - 1 1/4-12 Slotted (GR 5 M/S FB) *
14	1	P000259__	Hub Cap - (6 & 9 Ton) †
15	4	P002588	Bolt - 5/16-18 x 0.5 x 0.5 Hex (GR 5 M/S FC) †
16	1	W000001__	Housing - Spindle (6 Ton Right) (Shown) *
	1	W000002__	Housing - Spindle (6 Ton Left) *

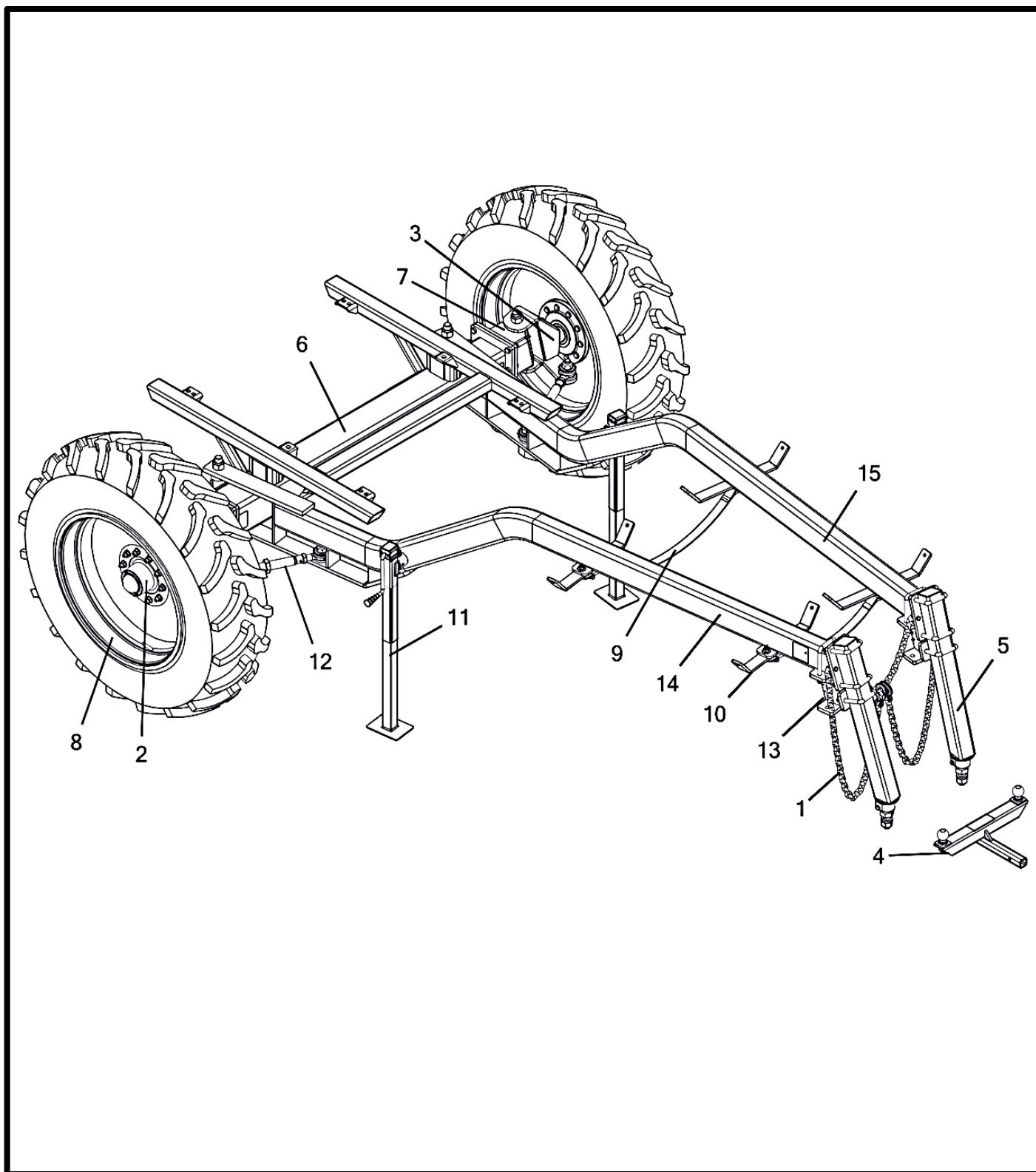
(*) Included In A000307 __ - Spindle Housing Assembly - 6 Ton (RH) **(Shown)**

Or

(*) A000224 __ - Spindle Housing Assembly - 6 Ton (LH)

(†) Included In P000234__ - Hub - 6 Ton (N871)

9 & 12 TON CART OVERVIEW

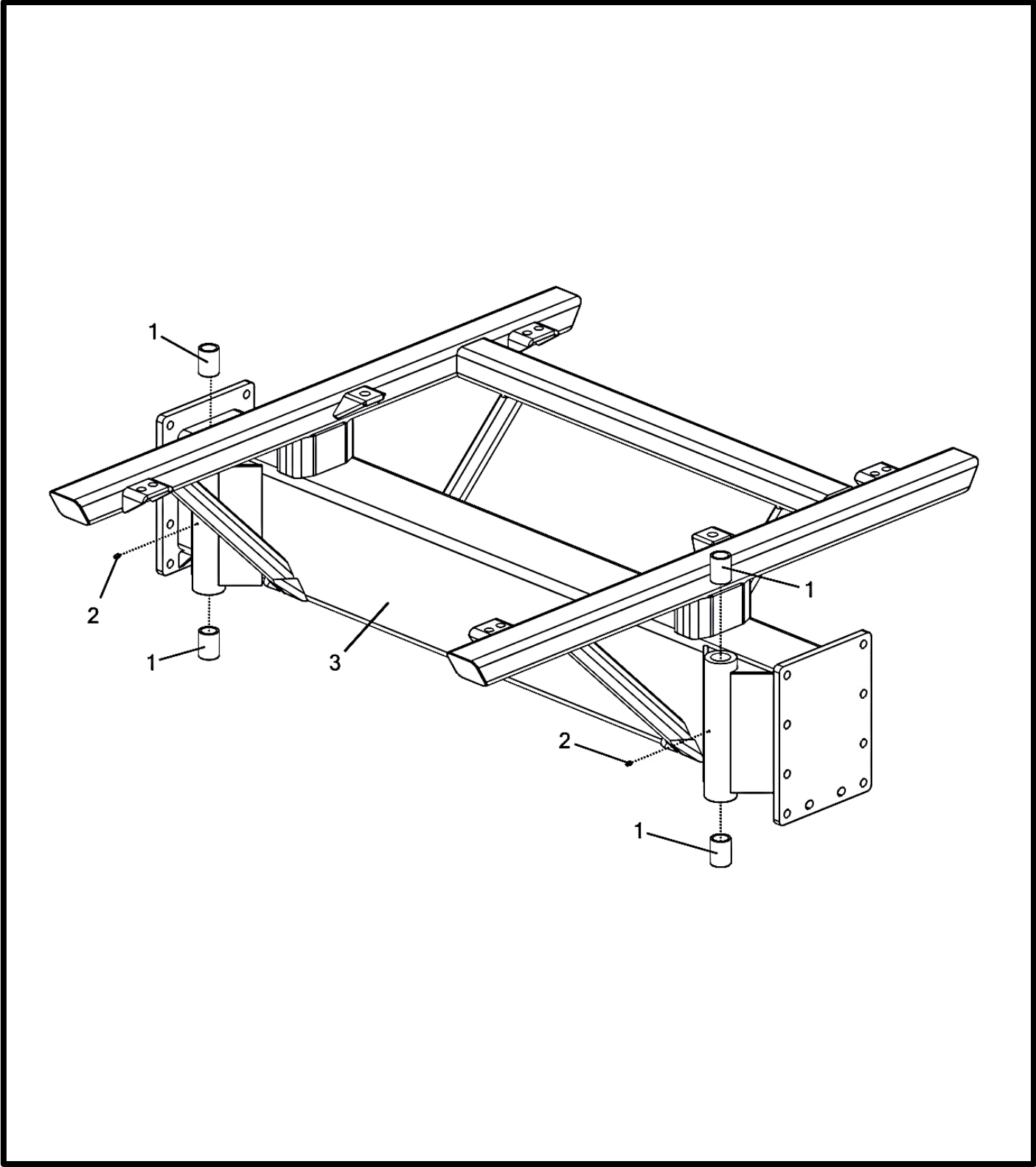


9 & 12 TON CART OVERVIEW

(12 TON CARTS REQUIRE DIFFERENT SPINDLE ASSEMBLIES AND TIRES)

Item No.	Qty	Description
1	2	Safety Chain Assembly - See pg. 34-35
2	1	Spindle Assembly – Right
3	1	Spindle Assembly – Left
4	1	Hitch - Transport Receiver: Ball - See pg. 38-39, Knuckle - See pg. 44-45
5	2	Adjustable Hitch - See pg. 34-35, Knuckle Hitch - See pg. 42-43, Drift Assist - See pg. 46-49
6	1	Assembly - Adjustable Center Frame
7	2	Assembly - King Pin End
8	2	Tire
9	1	Kit - Hose Saddle Guide: See pg. 28-29
10	4	Saddle - Hose: See pg. 28-29
11	2	Jack - 8000 lb. Drop
12	2	Tie-Rod
13	2	Universal Arm Gusset Support
14	1	Arm - Gooseneck RH
15	1	Arm - Gooseneck LH

9 & 12 TON CENTER FRAME

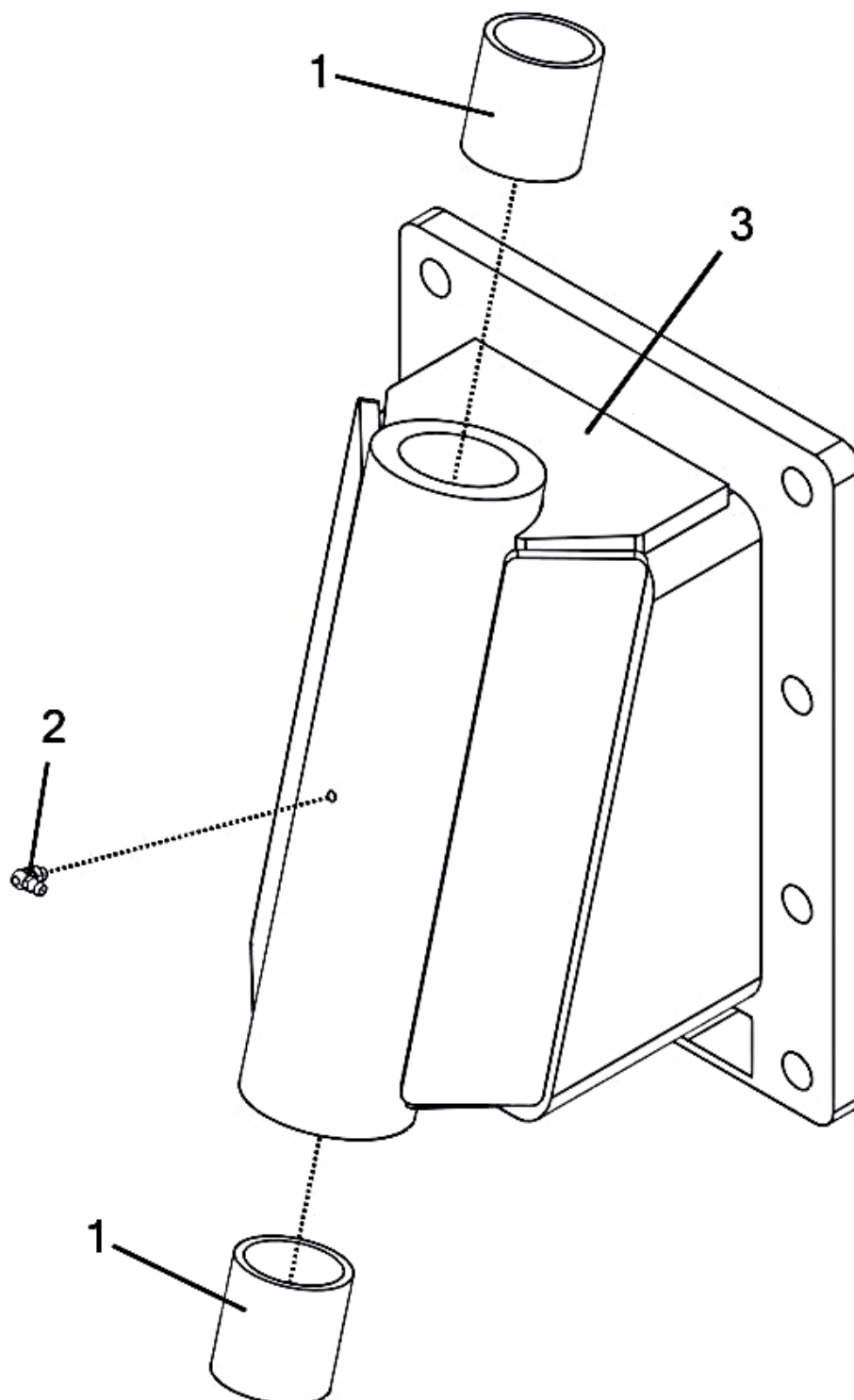


9 & 12 TON CENTER FRAME

Item No.	Qty	Part Number	Description
1	4	P000005	Bushing - 1-1/2" x 1.875" x 2.5" *
2	2	P000140	Grease Zerk - 1/4-28 Straight *
3	1	A000259__	Assembly - 9 Ton Adjustable Center Frame

(*) Included In A000259__ - Assembly - 9 Ton Adjustable Center Frame

9 & 12 TON KING PIN END ASSEMBLY

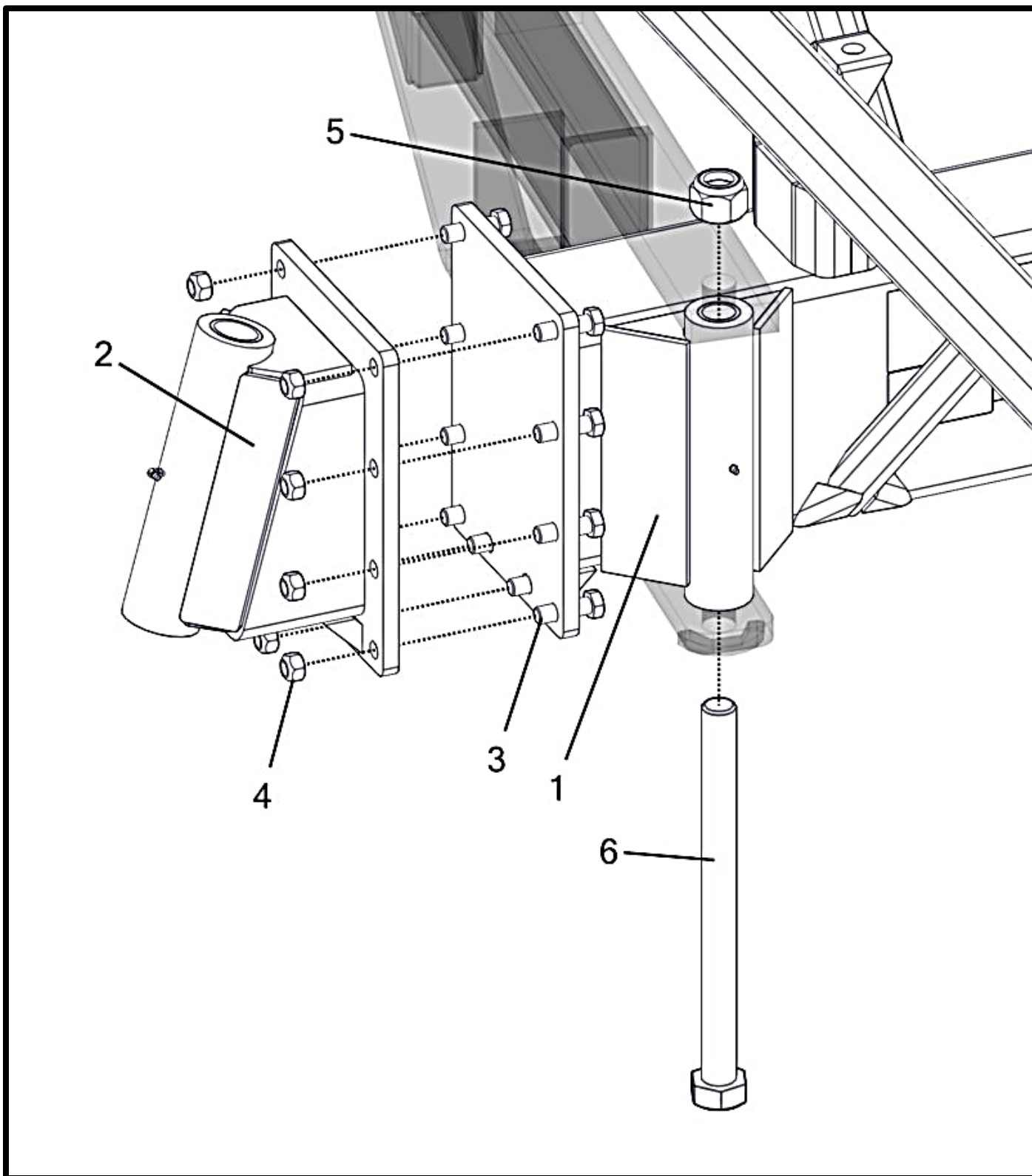


9 & 12 TON KING PIN END ASSEMBLY

Item No.	Qty	Part Number	Description
1	2	P000006	Bushing - 2" x 2.375" x 2.5" *
2	1	P000231	Grease Zerk - 1/4-28 90 *
3	1	A000261__	Assembly - 9 Ton King Pin End

(*) Included In A000261__ - Assembly - 9 Ton King Pin End

9 & 12 TON ARM AND KINGPIN END ATTACHMENT

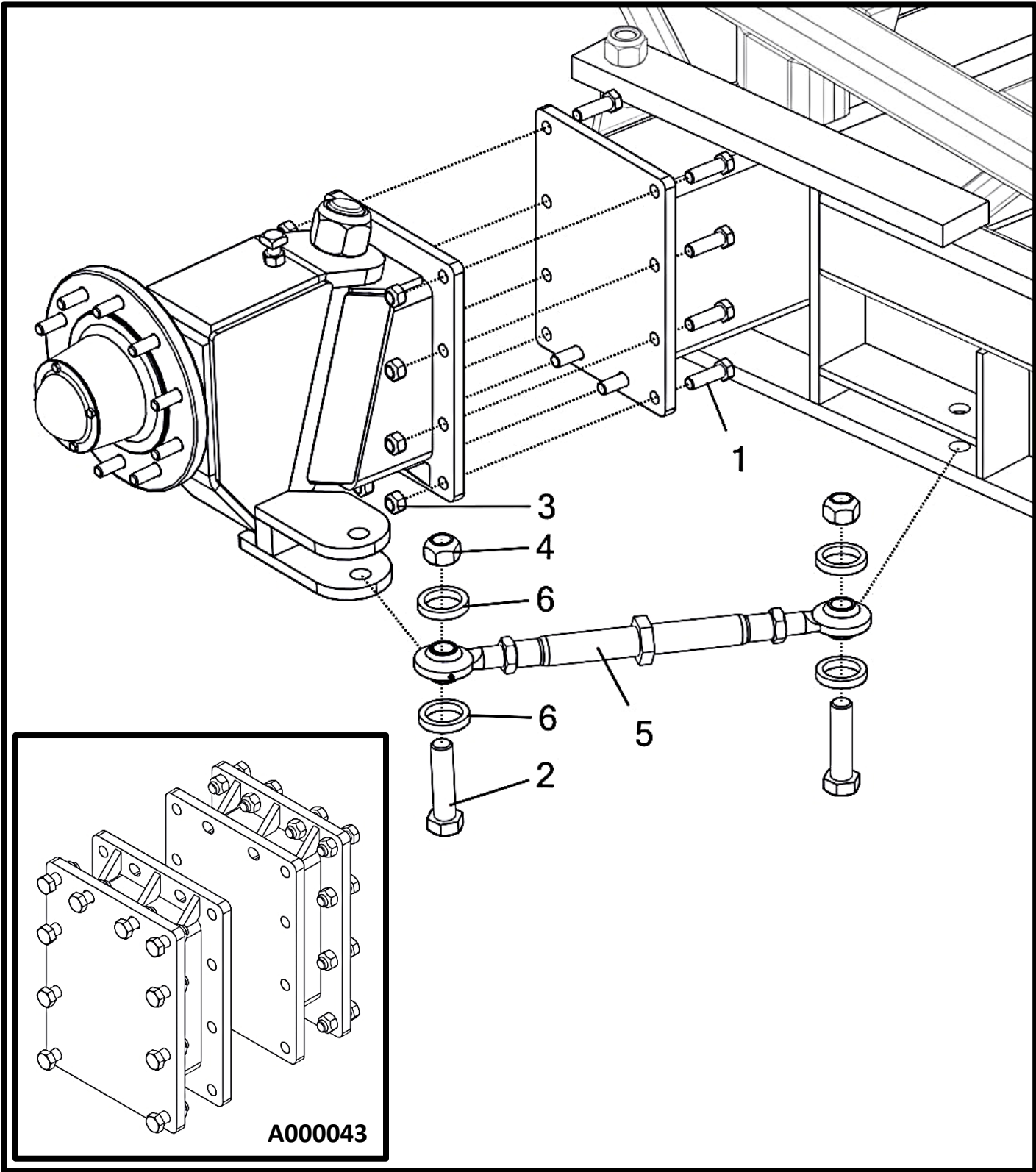


9 & 12 TON ARM AND KINGPIN END ATTACHMENT

Item No.	Qty	Part Number	Description
1	1	A000259__	Assembly - 9 Ton Adjustable Center Frame
2	1	A000261__	Assembly - 9 Ton King Pin End
3	20	P000046	Bolt - 3/4-10 x 2.5 x 1.75 Hex (GR 5 M/S FA) *
4	20	P000061	Nut - 3/4-10 Hex Metal Lock (GR 5 M/S FA) *
5	1	P000063	Nut - 1 1/2-6 Hex Nylon Lock (GR 5 M/S FA)
6	1	P000723__	Bolt - 1 1/2-6 x 18.5 x 3.5 Hex (GR 5 M/S FA)

(*) Included In K000018 - Kit - Adj. Axle (9 Ton)

9 & 12 TON TIE RODS (TIRES ONLY)



9 & 12 TON TIE RODS (TIRES ONLY)

Item No.	Qty	Part Number	Description
1	20	P000046	Bolt - 3/4-10 x 2.5 x 1.75 Hex (GR 5 M/S FA)
2	4	P000054	Bolt - 1 1/4-7 x 5 x 2.75 Hex (GR 5 M/S FA)
3	20	P000061	Nut - 3/4-10 Hex Metal Lock (GR 5 M/S FA)
4	4	P000079	Nut - 1 1/4-7 Hex Metal Lock (GR 5 M/S FA)
5	2	P000350__	Tie-Rod - 120"-132" Universal Adjustable (Heavy Duty) (Shown)
	2	P000351__	Tie-Rod - 133"-165" Universal Adjustable (Heavy Duty)
6	8	P000365	Gasket - Tie-Rod Bearing Grease (Foam)

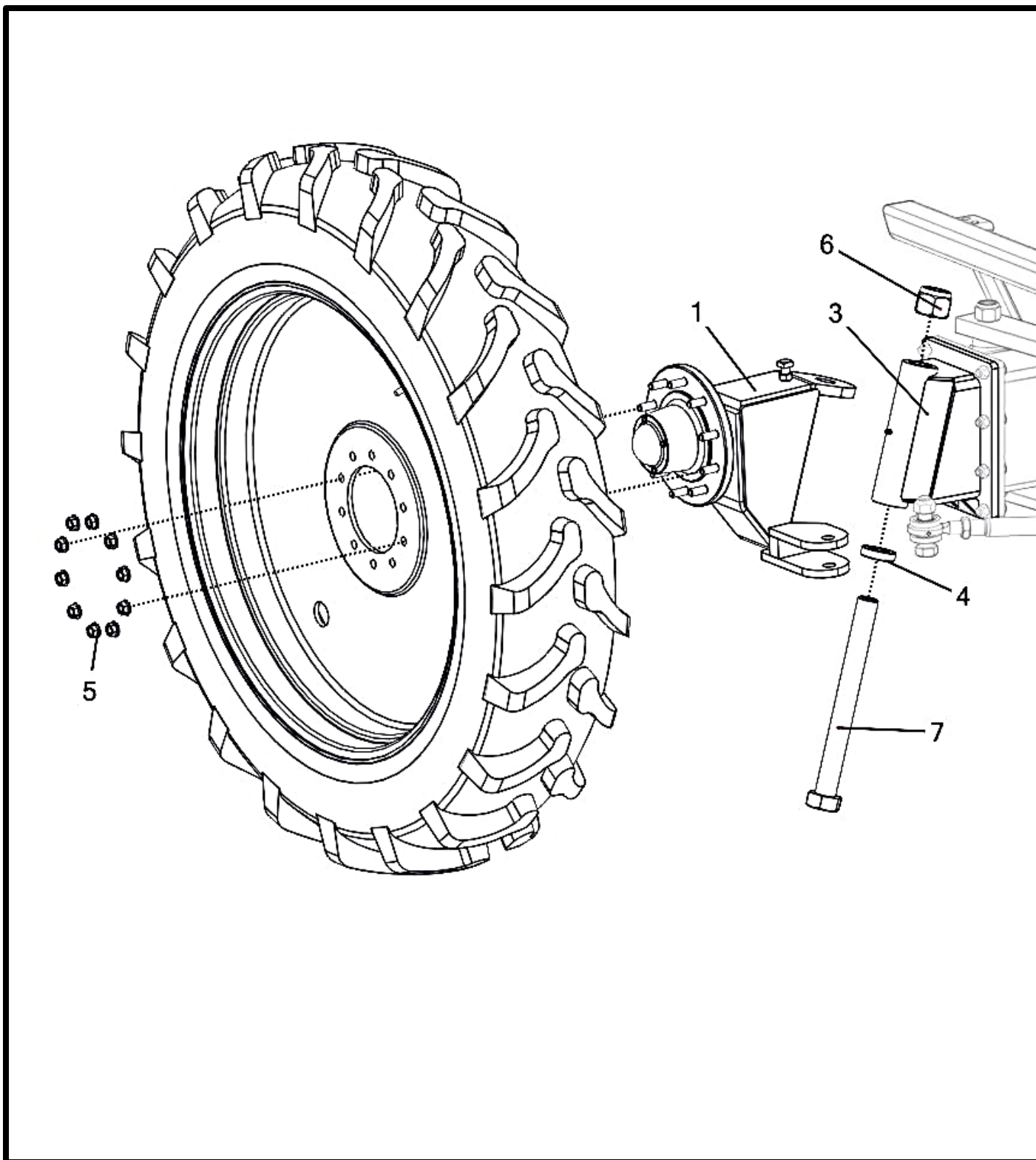
(*) Included In K002021 - Kit - 9 Ton Cart Hardware

(†) Included In K000018 - Kit - Adj. Axle (9 Ton)

OFFSET	AXLE EXTENSION	TIE-ROD P/N
0"	NONE	P000350__
10"	A000043__‡	P000350__
12"	A000044__‡	P000350__
24"	A000045__‡	P000351__
32"	A000046__‡	P000351__
40"	A000047__‡	P000351__

(‡) Includes K000018 Hardware Kit

9 & 12 TON AXLE AREA

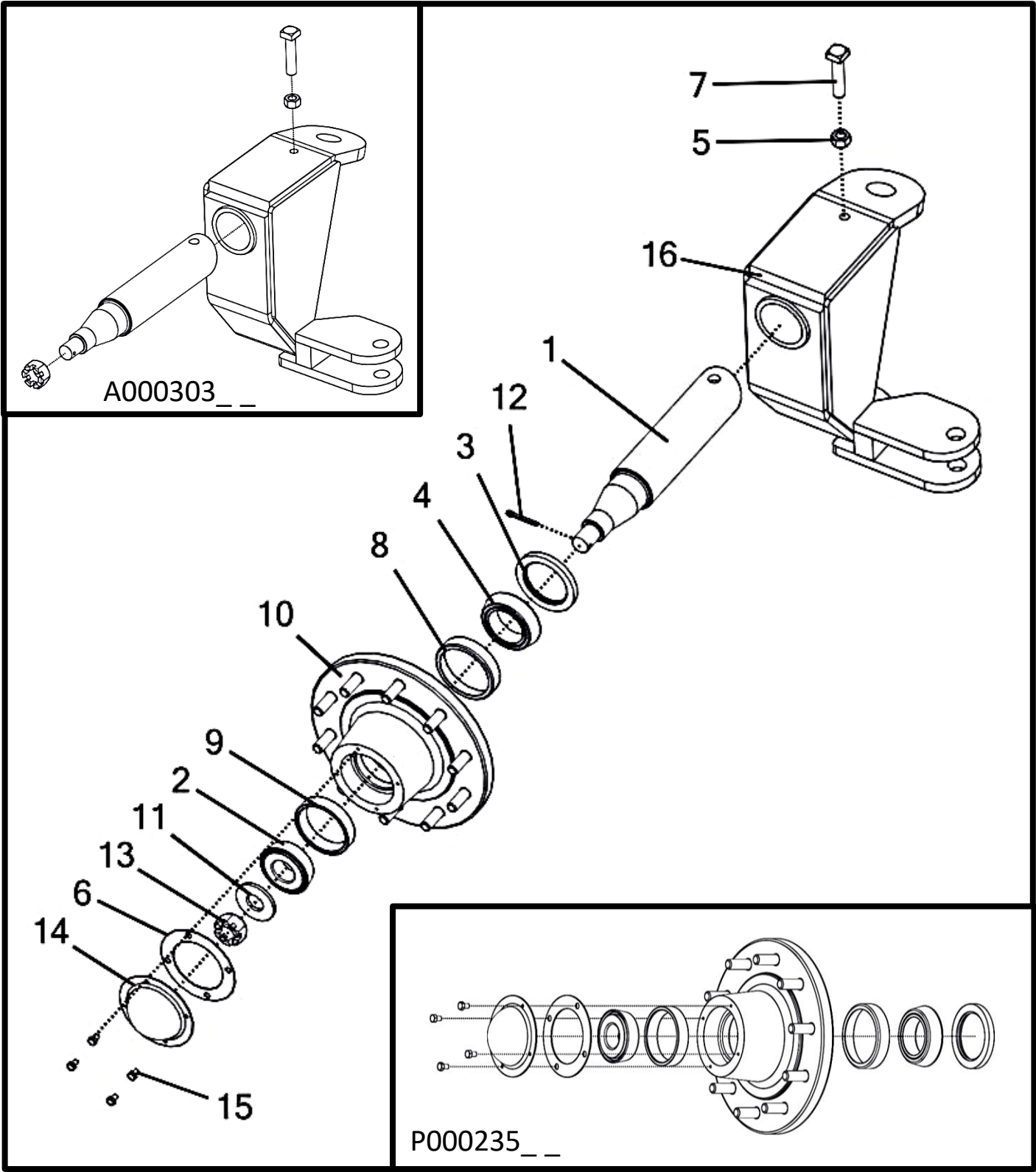


9 & 12 TON AXLE AREA

Item No.	Qty	Part Number	Description
1	1	A000012__	Spindle Assembly - 9 Ton Right (Shown)
2	1	A000013__	Spindle Assembly - 9 Ton Left
	1	A000014__	Spindle Assembly - 12 Ton Right (380/90R46 10 Bolt)
	1	A000015__	Spindle Assembly - 12 Ton Left (380/90R46 10 Bolt)
	1	A000130__	Spindle Assembly - 12 Ton Right (24.5/32 10 Bolt)
	1	A000131__	Spindle Assembly - 12 Ton Left (24.5/32 10 Bolt)
3	2	A000261__	Assembly - 9 Ton King Pin End
4	2	P000016	Bearing - Thrust 2" (D25)
5	20	P000018	Nut - Lug (6, 9, 12 Ton) *
6	2	P000064	Nut - 2-4.5 Hex Nylon Lock (GR 5 M/S FA)
7	2	P000724__	Bolt - 2-4.5 x 19.75 x 4.5 Hex (GR 5 M/S FA)

(*) Included In K002204 - Kit - Lug Nut (10 Pack)
(Requires 1 Per Tire)

9 TON SPINDLE ASSEMBLIES



9 TON SPINDLE ASSEMBLIES

Item No.	Qty	Part Number	Description
		A000012__	Spindle Assembly - 9 Ton Right (Shown)
		A000013__	Spindle Assembly - 9 Ton Left
1	1	M000019	Shaft - Spindle – 9 Ton *
2	1	P000009	Bearing - Outer (6 & 9 Ton) †
3	1	P000010	Seal -Hub (9 Ton) †
4	1	P000011	Bearing - Inner (9 Ton) †
5	1	P000019	Nut - 3/4-10 Hex (GR 5 M/S FA) *
6	1	P000025	Gasket - Hub Cap (6 & 9 Ton) †
7	1	P000033	Set Screw - 3/4" x 3-1/2" *
8	1	P000167	Cup - Inner (9 Ton) †
9	1	P000170	Cup - Outer (6 & 9 Ton) †
10	1	P000250__	Hub - 9 Ton (Casting Only) †
11	1	P000252	Washer - Spindle (6 & 9 Ton)
12	1	P000254	Pin - Cotter (6 & 9 Ton Spindle)
13	1	P000256	Nut - 1 1/4-12 Slotted (GR 5 M/S FB) *
14	1	P000259__	Hub Cap - (6 & 9 Ton) †
15	4	P002588	Bolt - 5/16-18 x 0.5 x 0.5 Hex (GR 5 M/S FC) †
16	1	W000003__	Housing - Spindle (9 Ton Right) (Shown) *
	1	W000004__	Housing – Spindle (9 Ton Left) *

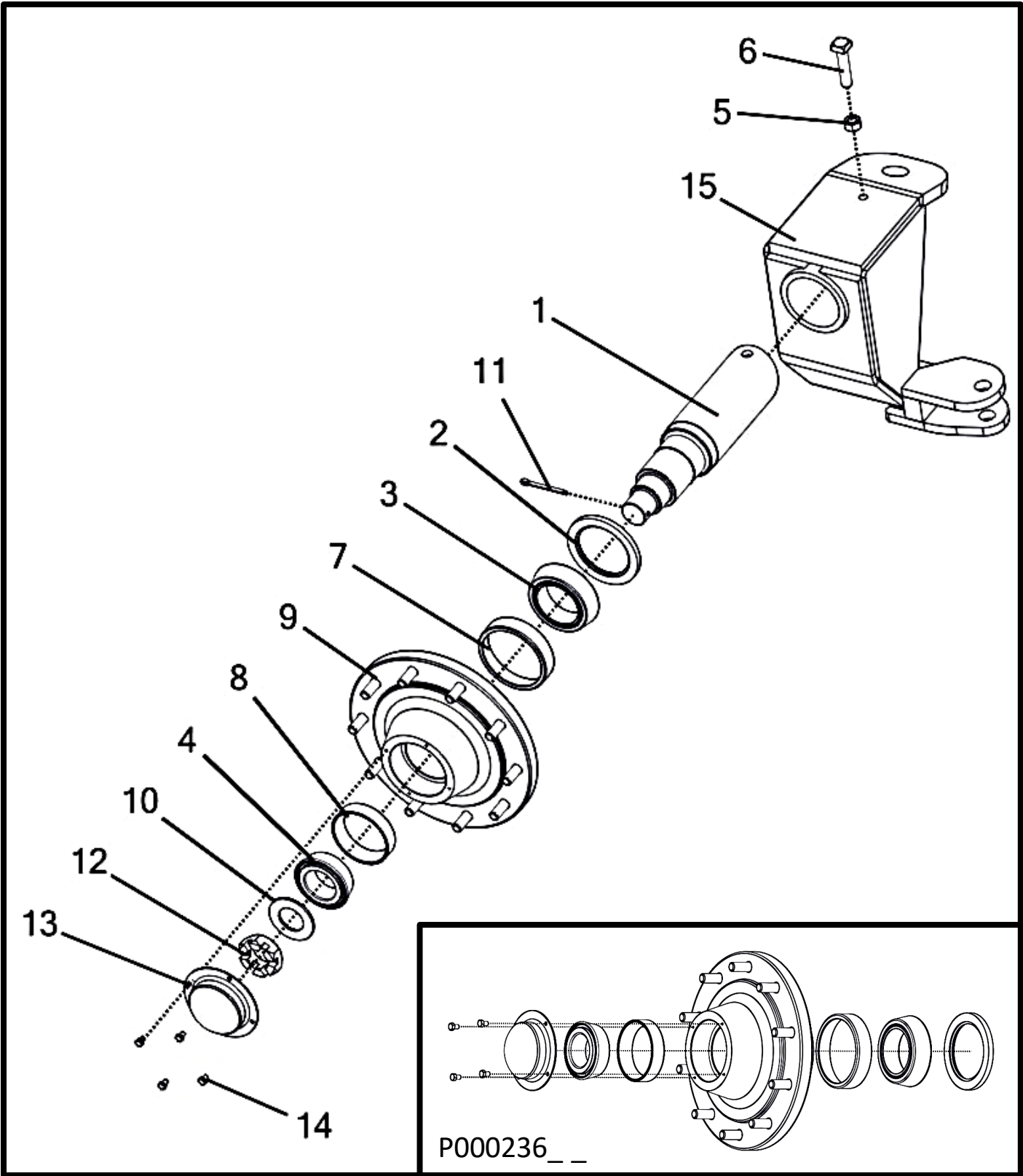
(*) Included In A000303__ - Spindle Housing Assembly - 9 Ton (RH) **(Shown)**

Or

(*) Included In A000158__ - Spindle Housing Assembly - 9 Ton (LH)

(†) 9 Ton Hub Parts Are Included In
P000235__ - Hub - 9 Ton (N873)

12 TON SPINDLE ASSEMBLIES

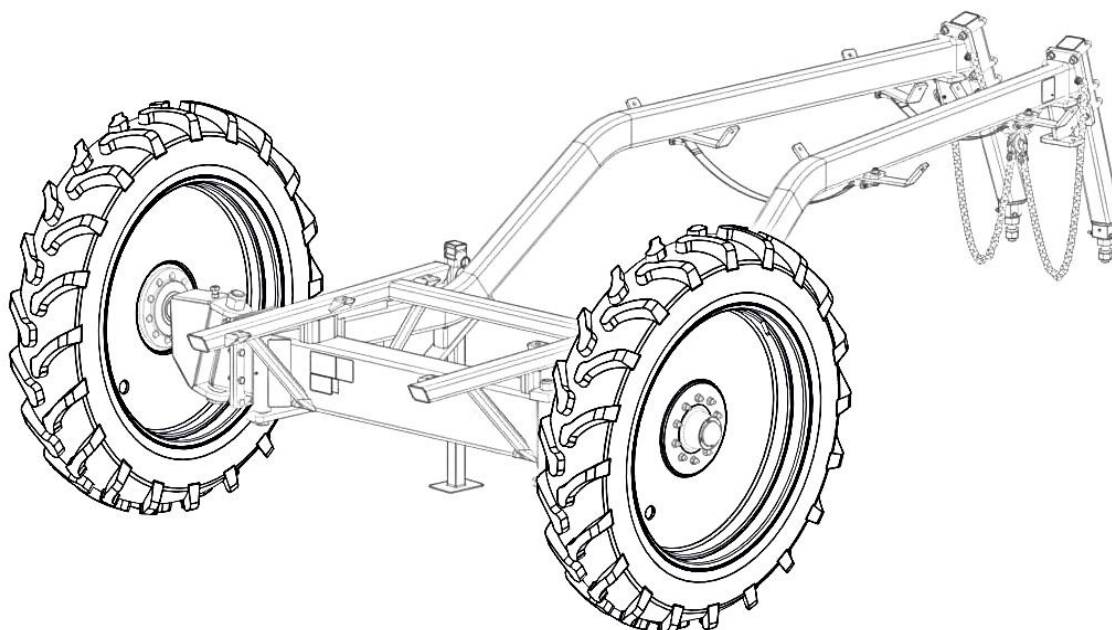


12 TON SPINDLE ASSEMBLIES

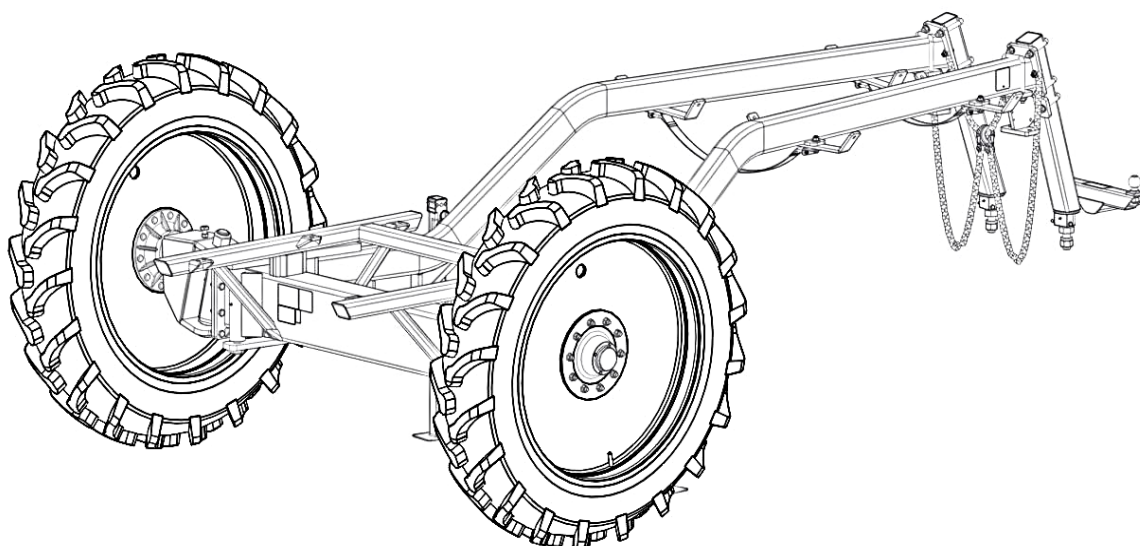
Item No.	Qty	Part Number	Description
		A000014__	Spindle Assembly - 12 Ton Right (380/90R46 10 Bolt) (Shown)
		A000015__	Spindle Assembly - 12 Ton Left (380/90R46 10 Bolt)
		A000130__	Spindle Assembly - 12 Ton Right (24.5/32 10 Bolt)
		A000131__	Spindle Assembly - 12 Ton Left (24.5/32 10 Bolt)
1	1	M000020	Shaft - 12Ton Spindle (380/90 R46 Large 10 Bolt) (Shown)
	1	M000693	Shaft - 12Ton Spindle (24.5/32 Large 10 Bolt)
2	1	P000012	Seal -Hub (12 Ton) *
3	1	P000013	Bearing - Inner (12 Ton) *
4	1	P000014	Bearing - Outer (12 Ton) *
5	1	P000019	Nut - 3/4-10 Hex (GR 5 M/S FA)
6	1	P000033	Set Screw - 3/4" x 3-1/2"
7	1	P000168	Cup - Inner (12 Ton) *
8	1	P000171	Cup - Outer (12 Ton) *
9	1	P000251__	Hub - 12 Ton (Casting Only) *
10	1	P000253	Washer - Spindle (12 Ton)
11	1	P000255	Pin - Cotter (12 Ton Spindle)
12	1	P000257	Nut - 2-12 Slotted (GR 5 M/S FG)
13	1	P000261__	Hub Cap - (12 Ton) *
14	4	P002588	Bolt - 5/16-18 x 0.5 x 0.5 Hex (GR 5 M/S FC) *
15	1	W000005__	Housing - Spindle (12 Ton Right) (Shown)
	1	W000006__	Housing - Spindle (12 Ton Left)

(*) 12 Ton Hub Parts Are Included In P000236__ - Hub - 12 Ton (N881)

9 & 12 TON TIRE OPTIONS



C09B with A000004/A000292 Tires



C12B with A000003/A000291 Tires

9 TON TIRE OPTIONS

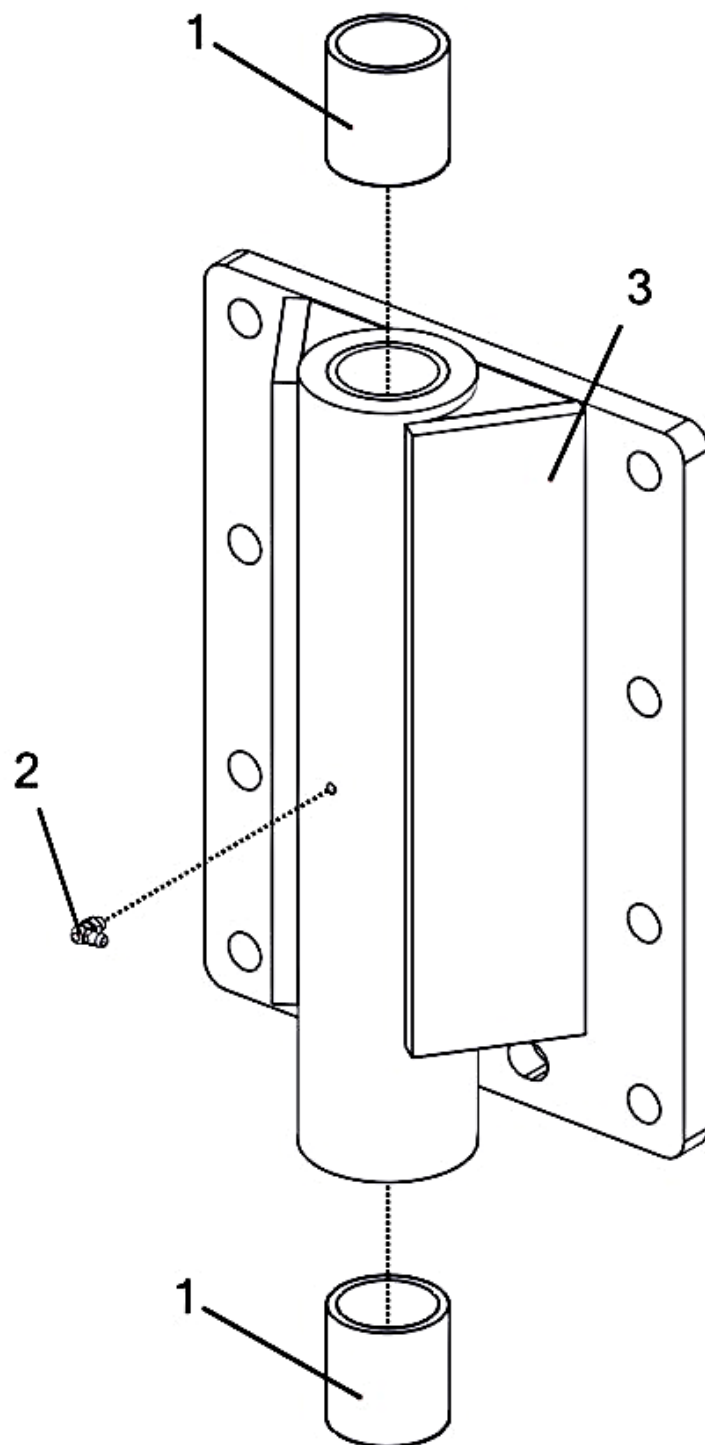
LEFT	RIGHT	Description
A000004	A000292	Tire Assembly- 380/90 R46" 10 Bolt Small
A000063	A000295	Tire Assembly - 480/80 R42" 10 Bolt Small 0" Offset

12 TON TIRE OPTIONS

LEFT	RIGHT	Description
A000002 *	A000002 *	Tire Assembly - 24.5 x 32" Large 10 Bolt 1.5" Offset
A000003	A000291	Tire Assembly- 380/90 R46" 10 Bolt Large

(*) Minimum 10" Wheelbase Extension Required

12 TON TRACK KING PIN END ASSEMBLY

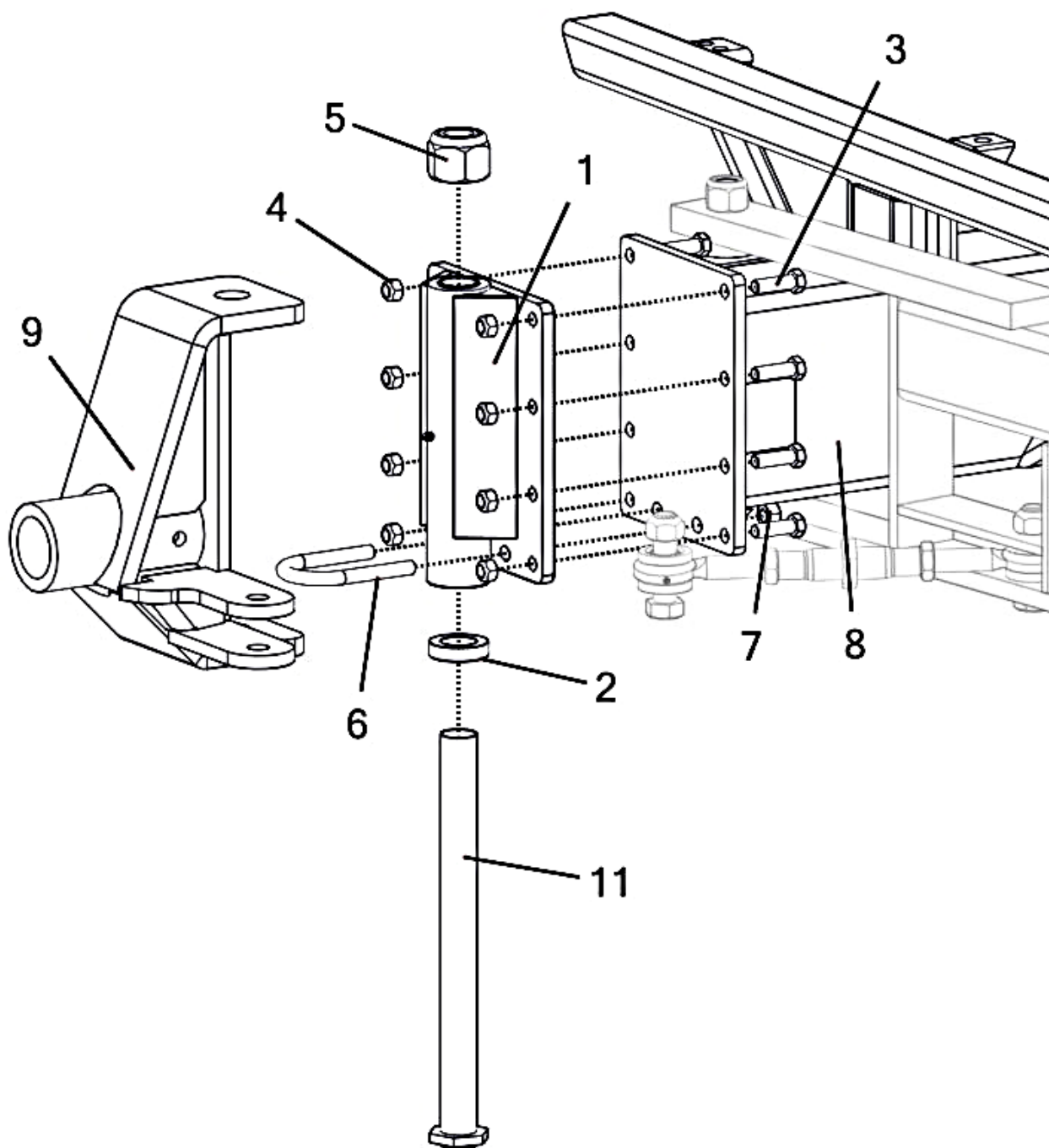


12 TON TRACK KING PIN END ASSEMBLY

Item No.	Qty	Part Number	Description
1	2	P000006	Bushing - 2" x 2.375" x 2.5" *
2	1	P000231	Grease Zerk - 1/4-28 90 *
3	1	A000275__	Assembly - 12 Ton Track King Pin End

(*) Included In A000275__ - Assembly - 12 Ton Track King Pin End

12 TON TRACK AXLE AREA

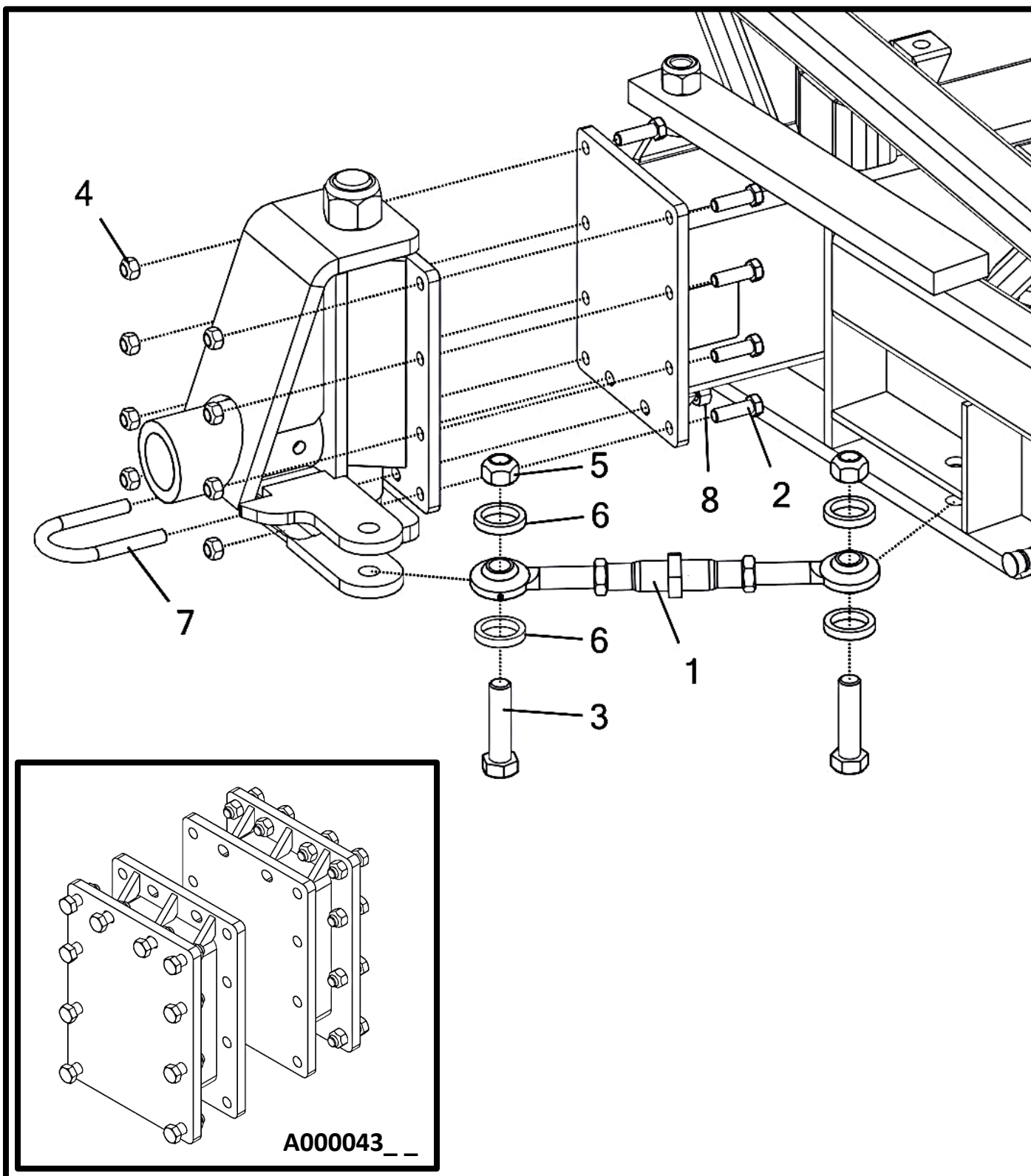


12 TON TRACK AXLE AREA

Item No.	Qty	Part Number	Description
1	2	A000275__	Assembly - 12 Ton Track King Pin End
2	2	P000016	Bearing - Thrust 2" (D25)
3	16	P000046	Bolt - 3/4-10 x 2.5 x 1.75 Hex (GR 5 M/S FA) *
4	16	P000061	Nut - 3/4-10 Hex Metal Lock (GR 5 M/S FA) *
5	2	P000064	Nut - 2-4.5 Hex Nylon Lock (GR 5 M/S FA)
6	2	P000573	U-Bolt - 3/4" x 3-9/16" x 6-3/8"
7	4	P000583	Nut - 3/4-16 UNF Lock
8	1	W000013__	Center Frame - Adjustable (9 Ton)
9	1	W000170__	Track Spindle Housing (RH) (Shown)
10	1	W000171__	Track Spindle Housing (LH)
11	2	W000173__	Bolt - 2-4-1/2 x 23-1/2"

(*) Included In K000018 - Kit - Adj. Axle (9 Ton)

12 TON TIE RODS FOR TRACK CARTS



12 TON TIE RODS FOR TRACK CARTS

Item No.	Qty	Part Number	Description
1	2	A000176__	Tie-Rod - Track Adjustable (Shown)
	2	P000350__	Tie-Rod - 120"-132" Universal Adjustable (Heavy Duty)
	2	P000351__	Tie-Rod - 133"-165" Universal Adjustable (Heavy Duty)
2	8	P000046	Bolt - 3/4-10 x 2.5 x 1.75 Hex (GR 5 M/S FA) †
3	2	P000054	Bolt - 1 1/4-7 x 5 x 2.75 Hex (GR 5 M/S FA) *
4	8	P000061	Nut - 3/4-10 Hex Metal Lock (GR 5 M/S FA) * †
5	2	P000079	Nut - 1 1/4-7 Hex Metal Lock (GR 5 M/S FA) *
6	4	P000365	Gasket - Tie-Rod Bearing Grease (Foam)
7	1	P000573	U-Bolt - 3/4" x 3-9/16" x 6-3/8"
8	2	P000583	Nut - 3/4-16 UNF Lock

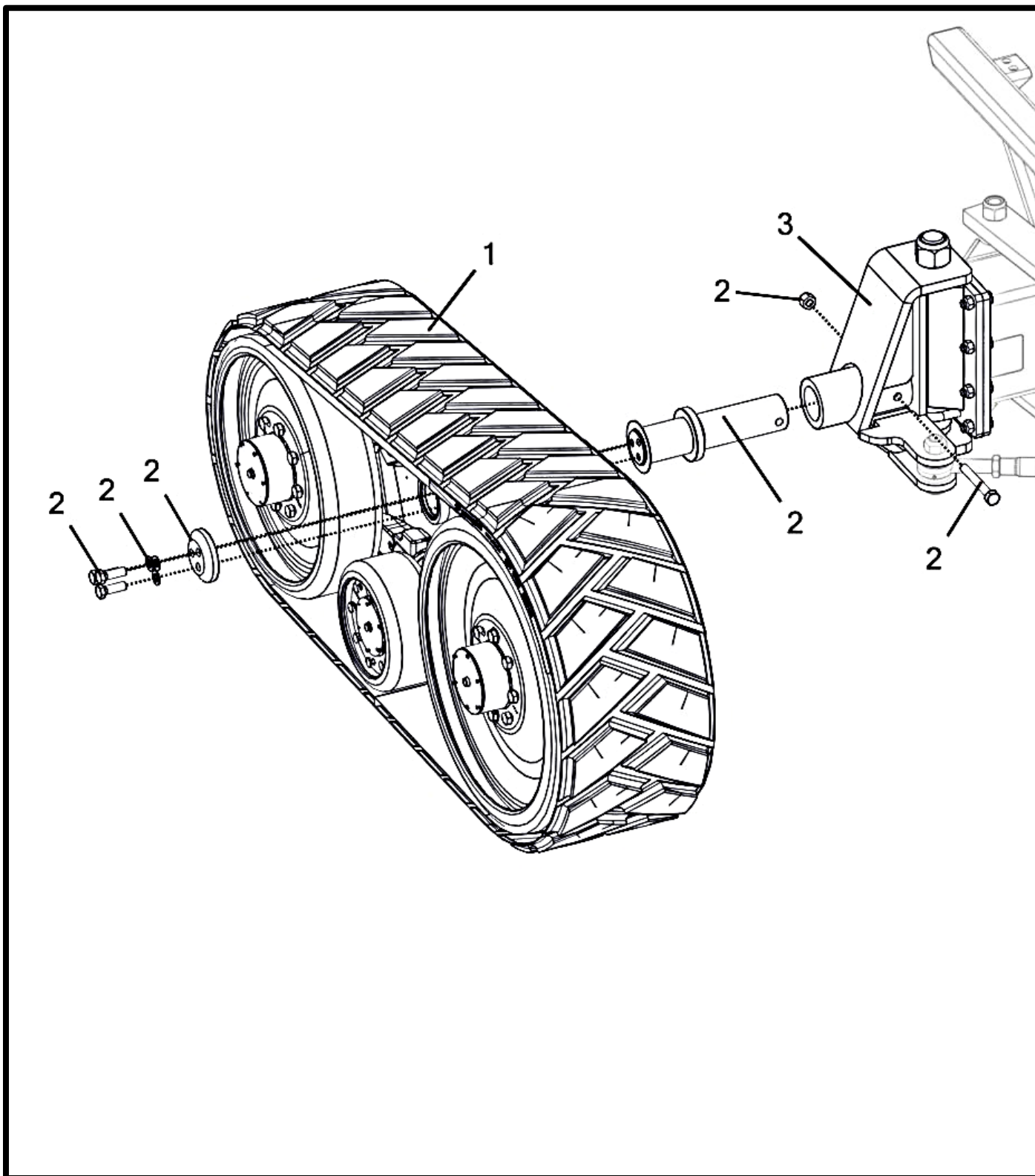
(*) Included In K002021 - Kit - 9 Ton Cart Hardware

(†) Included In K000018 - Kit - Adj. Axle (9 Ton)

OFFSET	AXLE EXTENSION	TIE-ROD P/N
0"	NONE	A000176__
10"	A000043__‡	P000350__
12"	A000044__‡	P000350__
24"	A000045__‡	P000351__
32"	A000046__‡	P000351__
40"	A000047__‡	P000351__

(‡) Includes K000018 Hardware Kit

12 TON TRACK AXLE AREA *

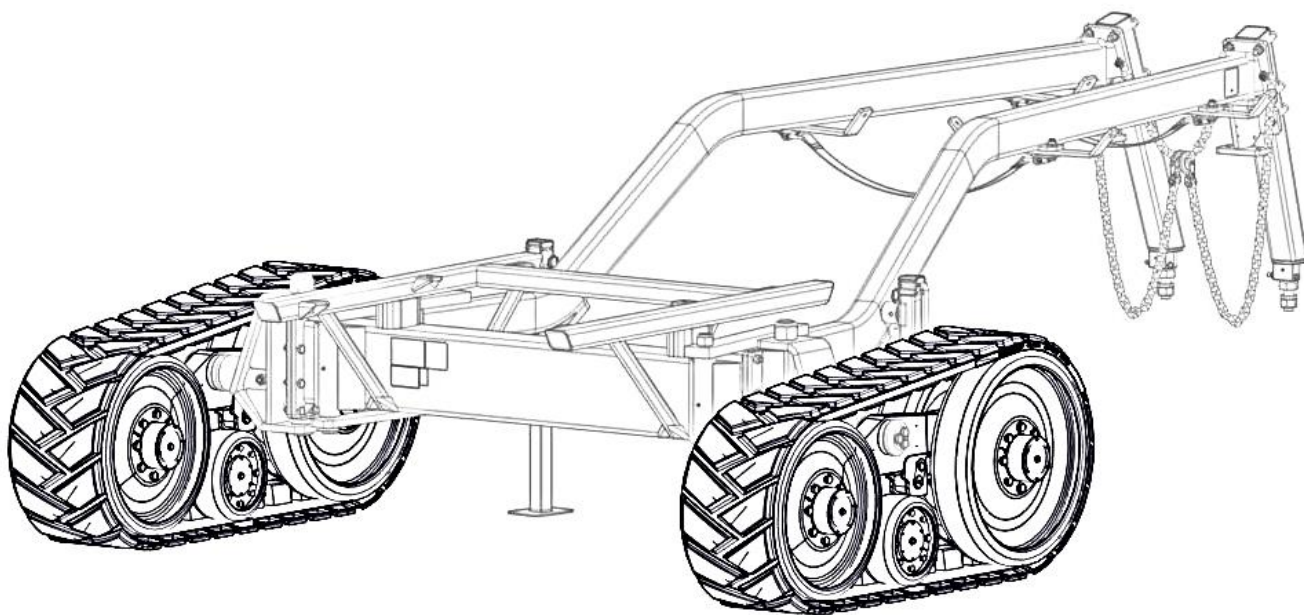


12 TON TRACK AXLE AREA *

Item No.	Qty	Part Number	Description
1	1	P002872	Track - TTS 30-1611 (w/ Shaft) Left (Includes P000736)
		P002871	Track - TTS 30-1611 (Less Shaft)
	1	P002873	Track - TTS 30-1611 (w/ Shaft) Right (Includes P000736)
		P002871	Track - TTS 30-1611 (Less Shaft) (Shown)
	1	P002867	Track - TTS 35-1813 (w/ Shaft) Right (Includes P000736)
		P002866	Track - TTS 35-1813 (Less Shaft)
	1	P002868	Track - TTS 35-1813 (w/ Shaft) Left (Includes P000736)
		P002866	Track - TTS 35-1813 (Less Shaft)
2	2	P000736	Shaft Assembly - Camso Track *
3	1	W000170__	Track Spindle Housing (RH) (Shown)
	1	W000171__	Track Spindle Housing (LH)

(*) Please Contact Montag Mfg. Support For Information
And Part Numbers For Camso Products.

12 TON TRACK OPTIONS



C12T with P000735 Tracks

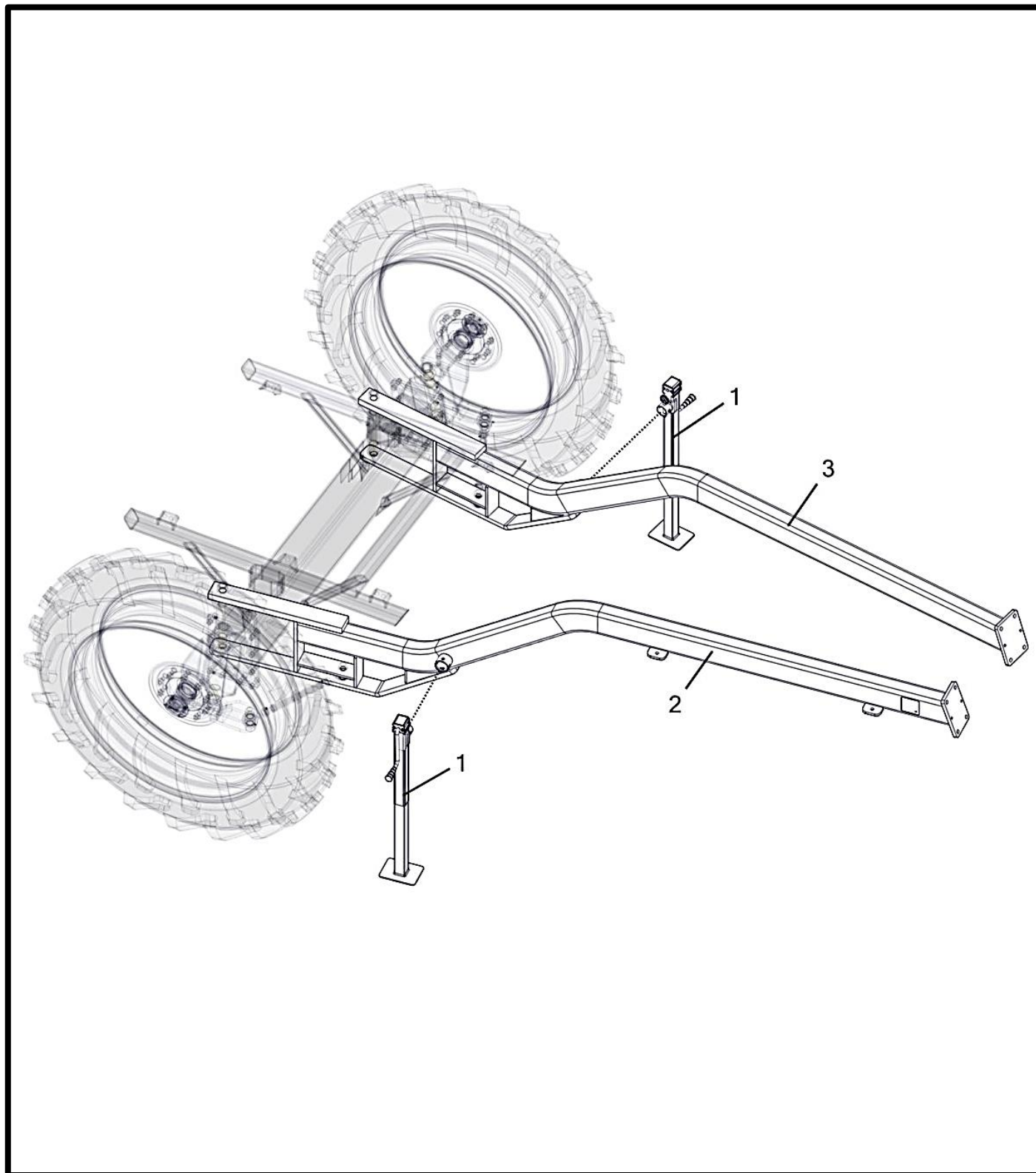


P000737 Tracks

12 TON TRACK OPTIONS

LEFT	RIGHT	Description
P000735		Track - TTS 30-1611 Series (Pair) (16" Tracks)
P002872		Track - TTS 30-1611 (w/ Shaft) Left
	P002873	Track - TTS 30-1611 (w/ Shaft) Right
P000737		Track – TTS 35-1813 Series (Pair) (18" Tracks)
P002868		Track - TTS 35-1813 (w/ Shaft) Left
	P002867	Track - TTS 35-1813 (w/ Shaft) Right

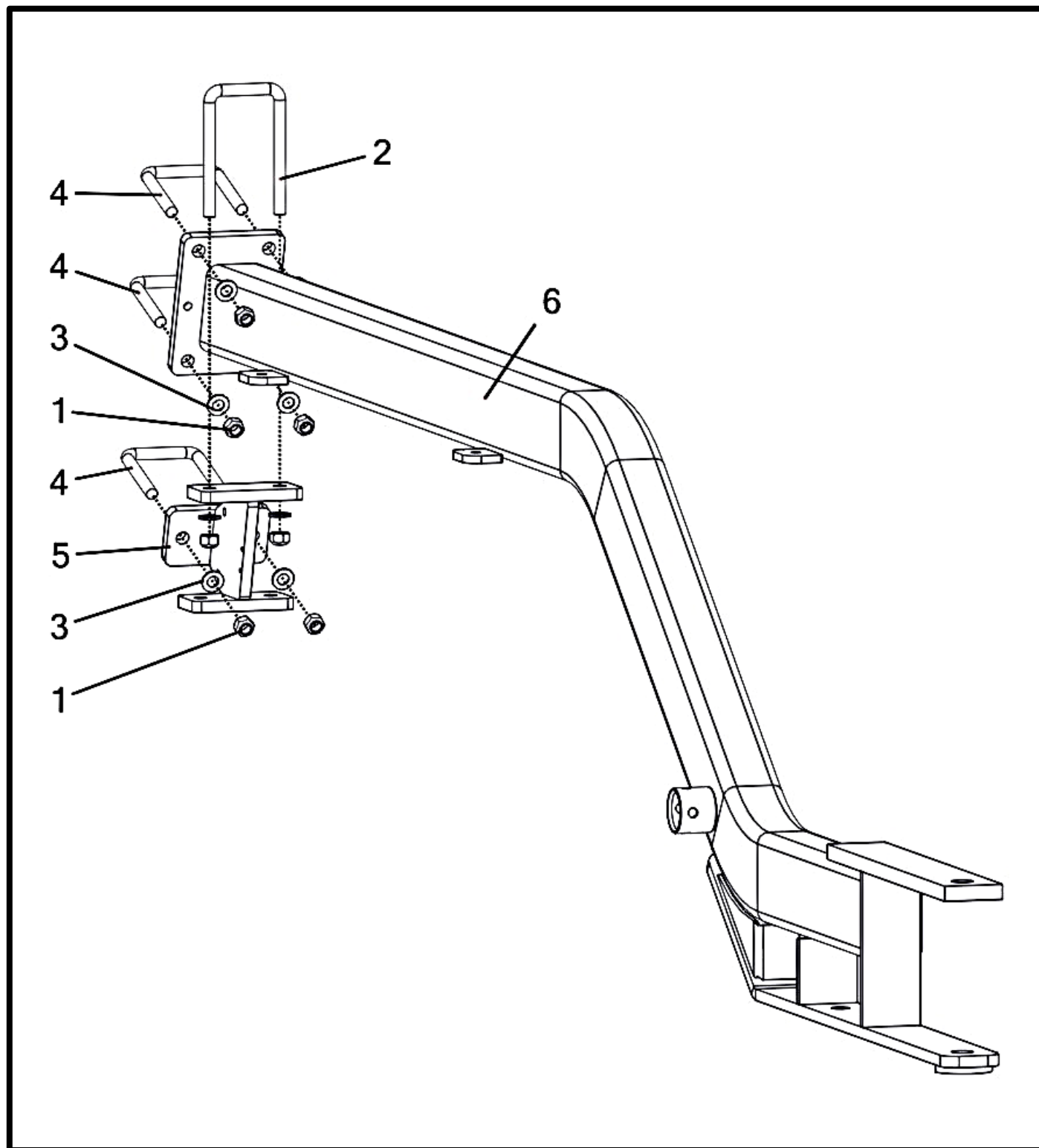
9 & 12 TON ARMS AND JACKS



9 & 12 TON ARMS AND JACKS

Item No.	Qty	Part Number	Description
1	2	P000138	Jack - 8000 lbs. Drop
2	1	A002454__	Arm - Gooseneck RH 9 & 12 Ton w/Decal
3	1	A002453__	Arm - Gooseneck LH 9 & 12 Ton w/Decal

9 & 12 TON REPLACEMENT ARM ASSEMBLIES

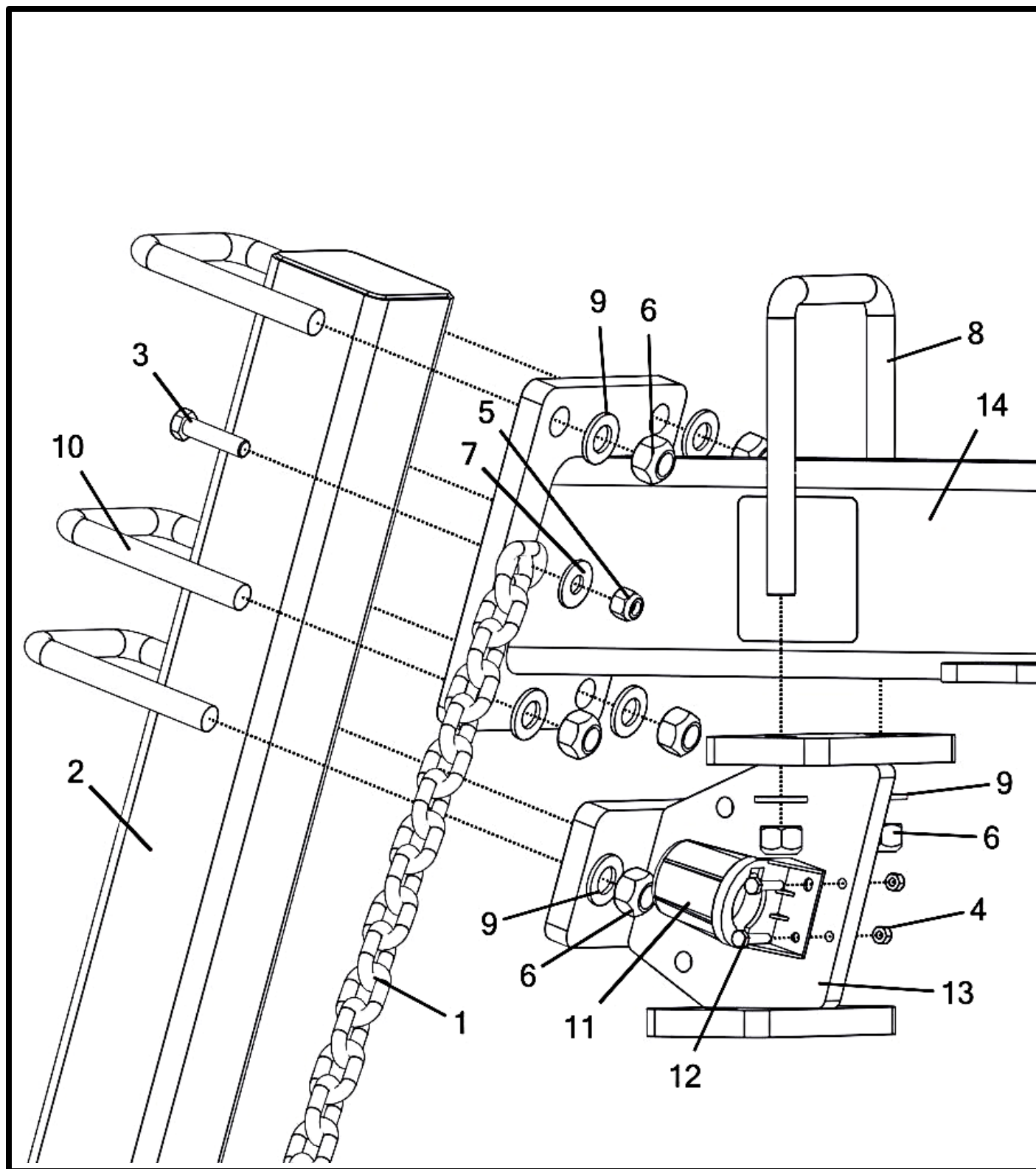


9 & 12 TON REPLACEMENT ARM ASSEMBLIES

Item No.	Qty	Part Number	Description
		A002189__	Arm - Gooseneck LH (9 & 12 Ton) (Shown)
		A002188__	Arm - Gooseneck RH (9 & 12 Ton)
1	8	P000061	Nut - 3/4-10 Hex Metal Lock (GR 5 M/S FA)
2	1	P000430	U-Bolt - 3/4" x 4-1/8" x 8
3	8	P000766	Washer - 3/4" SAE Flat (1.469" OD) (GR 5 M/S FA)
4	3	P002285	U-Bolt - 3/4" x 4-1/8" x 6"
5	1	W002396__	Support - Universal Arm Gusset
6	1	A002453__	Arm - Gooseneck LH 9 & 12 Ton w/Decal (Shown)
	1	A002454__	Arm - Gooseneck RH 9 & 12 Ton w/Decal

Hardware Shown Is Included With Assembly

9 & 12 TON COUPLERS AND GUSSETS



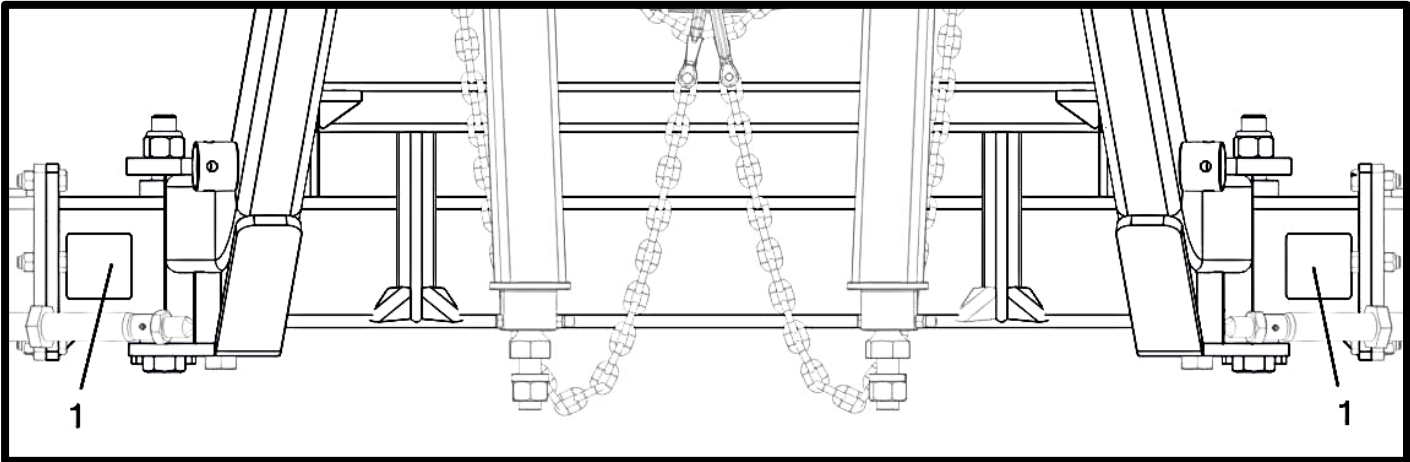
9 & 12 TON COUPLERS AND GUSSETS

Item No.	Qty	Part Number	Description
1	2	A000001	Safety Chain Assembly
2	2	A000034__	Hitch - Adj. Ball
3	4	P000042	Bolt - 1/2-13 x 2 x 1.25 Hex (GR 5 M/S FA) †
4	2	P000056	Nut - 1/4-20 Hex Nylon Lock (GR 5 M/S FA) * †
5	4	P000058	Nut - 1/2-13 Hex Nylon Lock (GR 5 M/S FA) †
6	16	P000061	Nut - 3/4-10 Hex Metal Lock (GR 5 M/S FA) †
7	4	P000067	Washer - 1/2" USS Flat (1.375" OD) (GR 5 M/S FA) †
8	2	P000430	U-Bolt - 3/4" x 4-1/8" x 8
9	16	P000766	Washer - 3/4" SAE Flat (1.469" OD) (GR 5 M/S FA) †
10	6	P002285	U-Bolt - 3/4" x 4-1/8" x 6"
11	1	P002390	Holder - Light Harness Plug *
12	2	P002427	Bolt - 1/4-20 x 1.25 x 0.75 Hex (GR 5 M/S FA) * †
13	2	W002396__	Support - Universal Arm Gusset
14	1	A002453__	Arm - Gooseneck LH 9 & 12 Ton w/Decal (Shown)
	1	A002454__	Arm - Gooseneck RH 9 & 12 Ton w/Decal

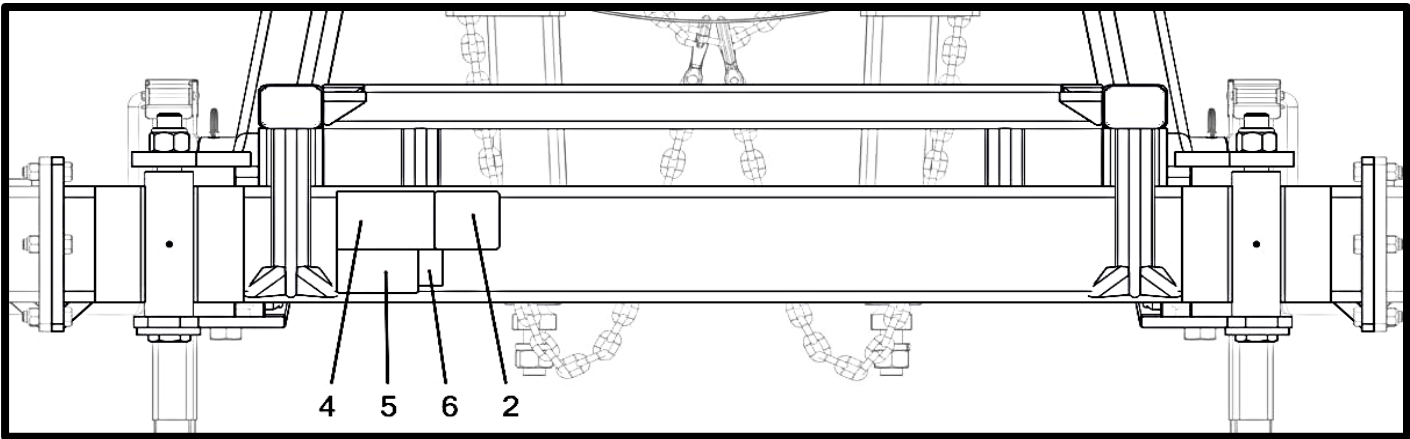
Parts With Asterisk (*) Used With A002453__ Only

(†) Included In K002021 - Kit - 9 Ton Cart Hardware

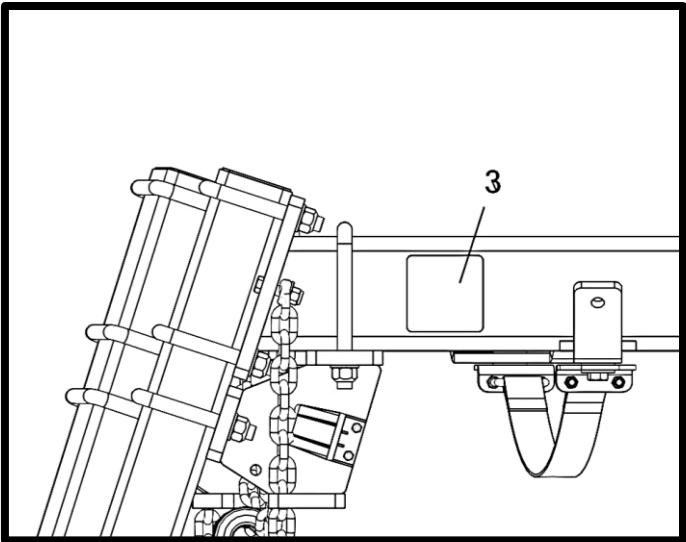
DECALS



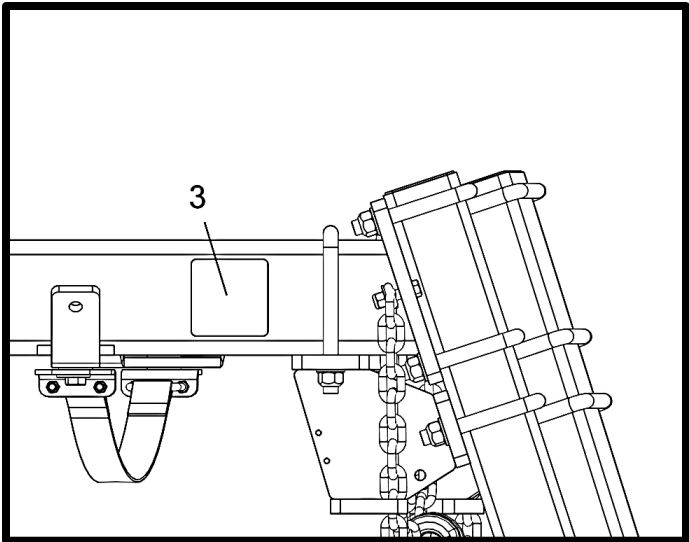
FRONT



REAR



LEFT

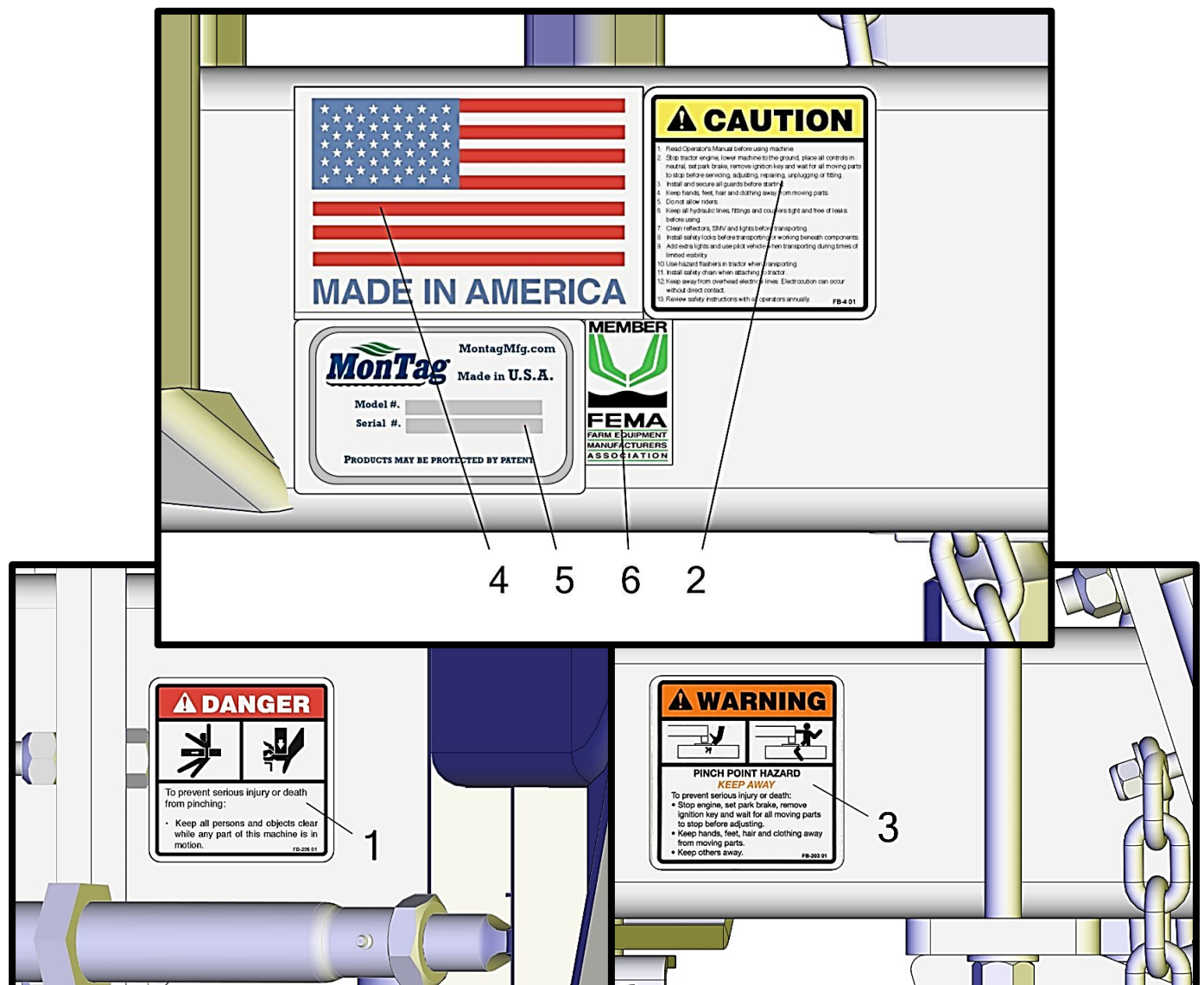


RIGHT

DECALS

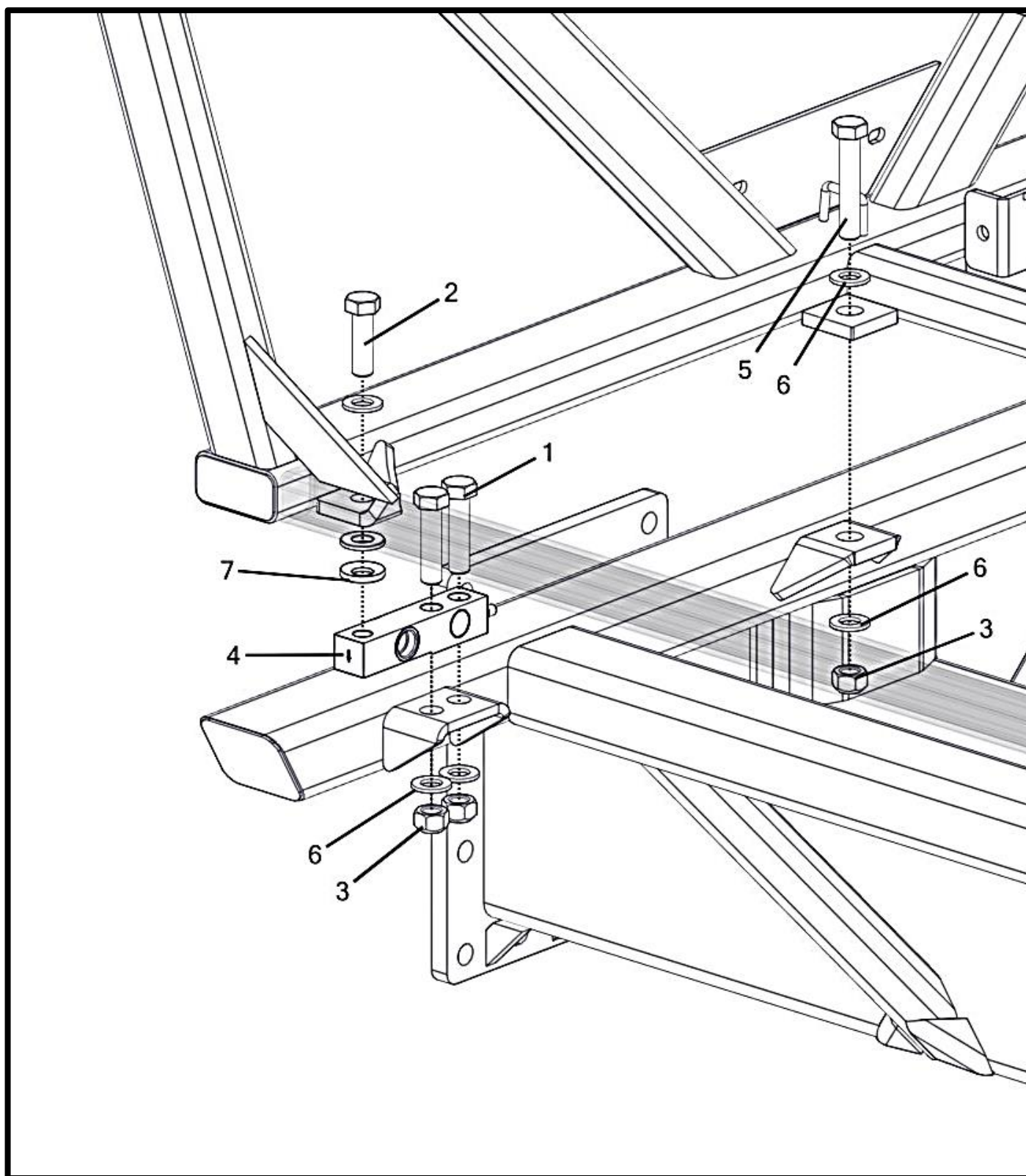
Item No.	Qty	Part Number	Description
1	2	P000189	Decal - Pinching Danger *
2	1	P000190	Decal - Read the Manual *
3	2	P000194	Decal - Crushing Hazard *
4	1	P000201	Decal - USA Flag *
5	1	P000202	Serial Tag
6	1	P000273	Decal - Fema

(*) Included In K000033 - Kit - Cart Decal



MOUNTING (GEN 1) - SCALE KIT AND SAFETY BOLT

(SOME COMPONENTS HIDDEN FOR CLARITY)



MOUNTING (GEN 1) - SCALE KIT AND SAFETY BOLT

(SOME COMPONENTS HIDDEN FOR CLARITY)

Item No.	Qty	Part Number	Description
1	8	P000047	Bolt - 3/4-10 x 3 x 1.75 Hex (GR 5 M/S FA) * †
2	4	P000055	Bolt - 3/4-16 x 2.5 x 1.75 Hex (GR 5 M/S FA) * †
3	10	P000061	Nut - 3/4-10 Hex Metal Lock (GR 5 M/S FA) * †
4	4	P000248	Scale - Load Cell (10K)
5	2	P000481	Bolt - 3/4-10 x 4 x 1.75 Hex (GR 5 M/S FA) * †
6	16	P000766	Washer - 3/4" SAE Flat (1.469" OD) (GR 5 M/S FA) * †
7	4	P002146	Washer - 3/4" Self Aligning * †

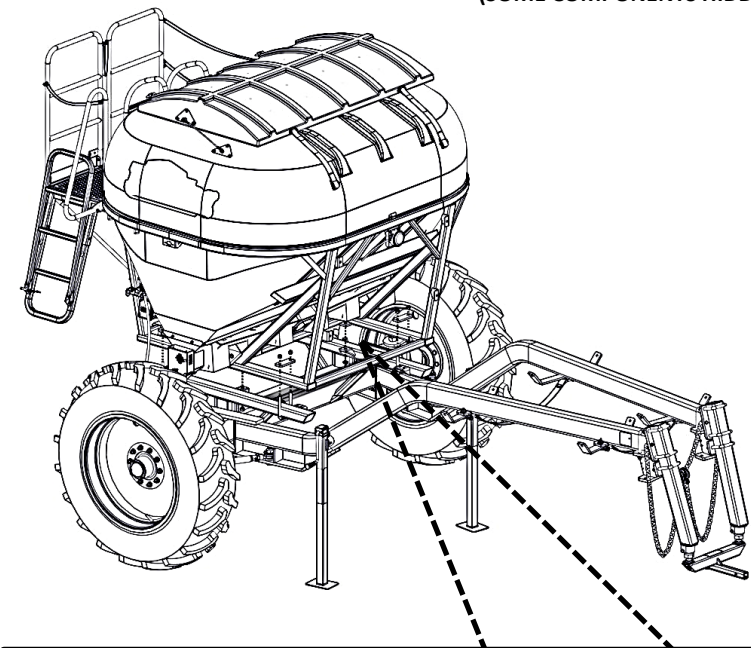
(*) Included In K000012 - Kit - Scale Hardware

Or

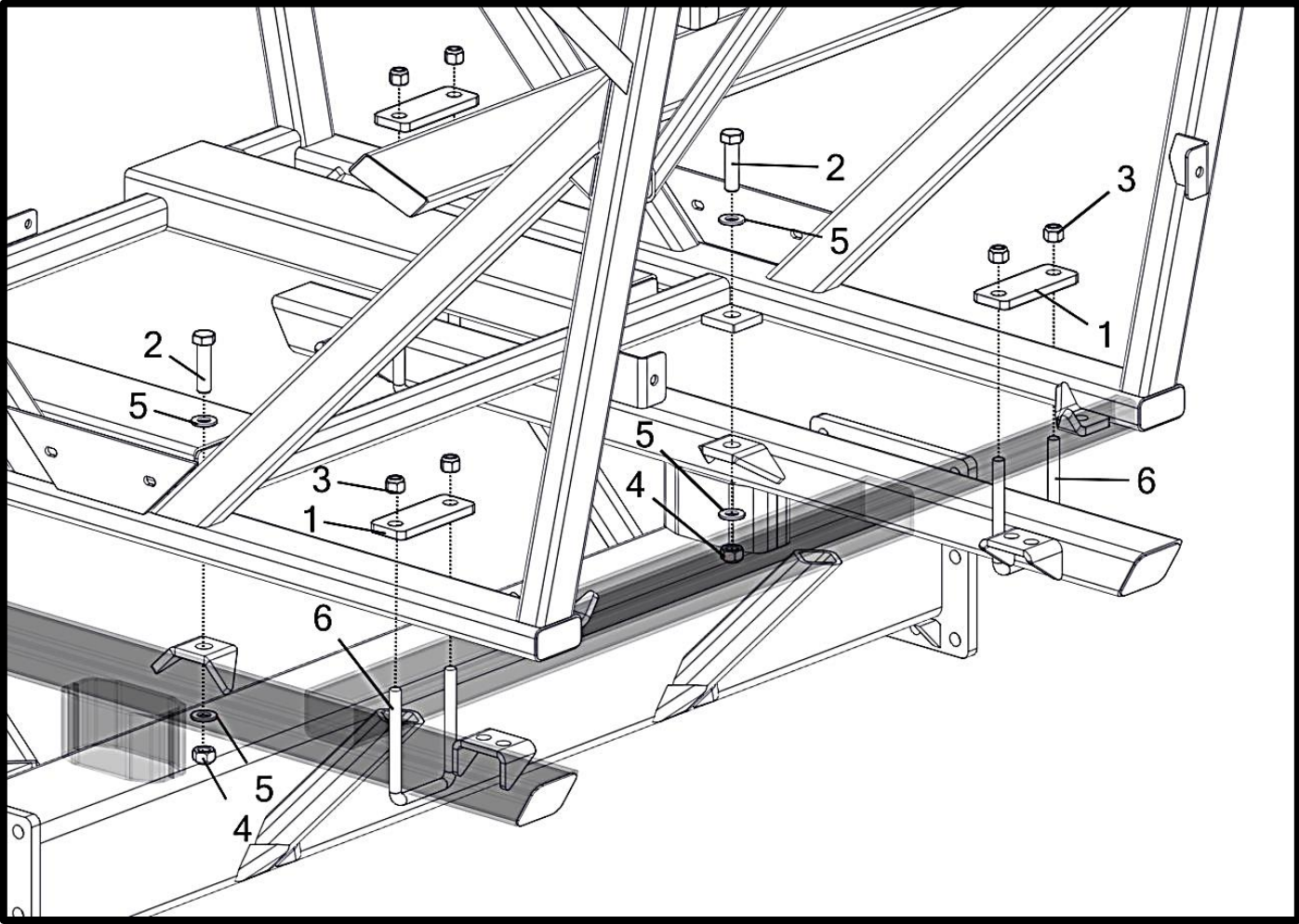
(*) K002061 - Kit - Scale Hardware (1 Bin Iso) (Iso) (†)

MOUNTING (GEN 1 AND LIQUID SYSTEMS) - NO SCALE KIT

(SOME COMPONENTS HIDDEN FOR CLARITY)



DRY UNIT



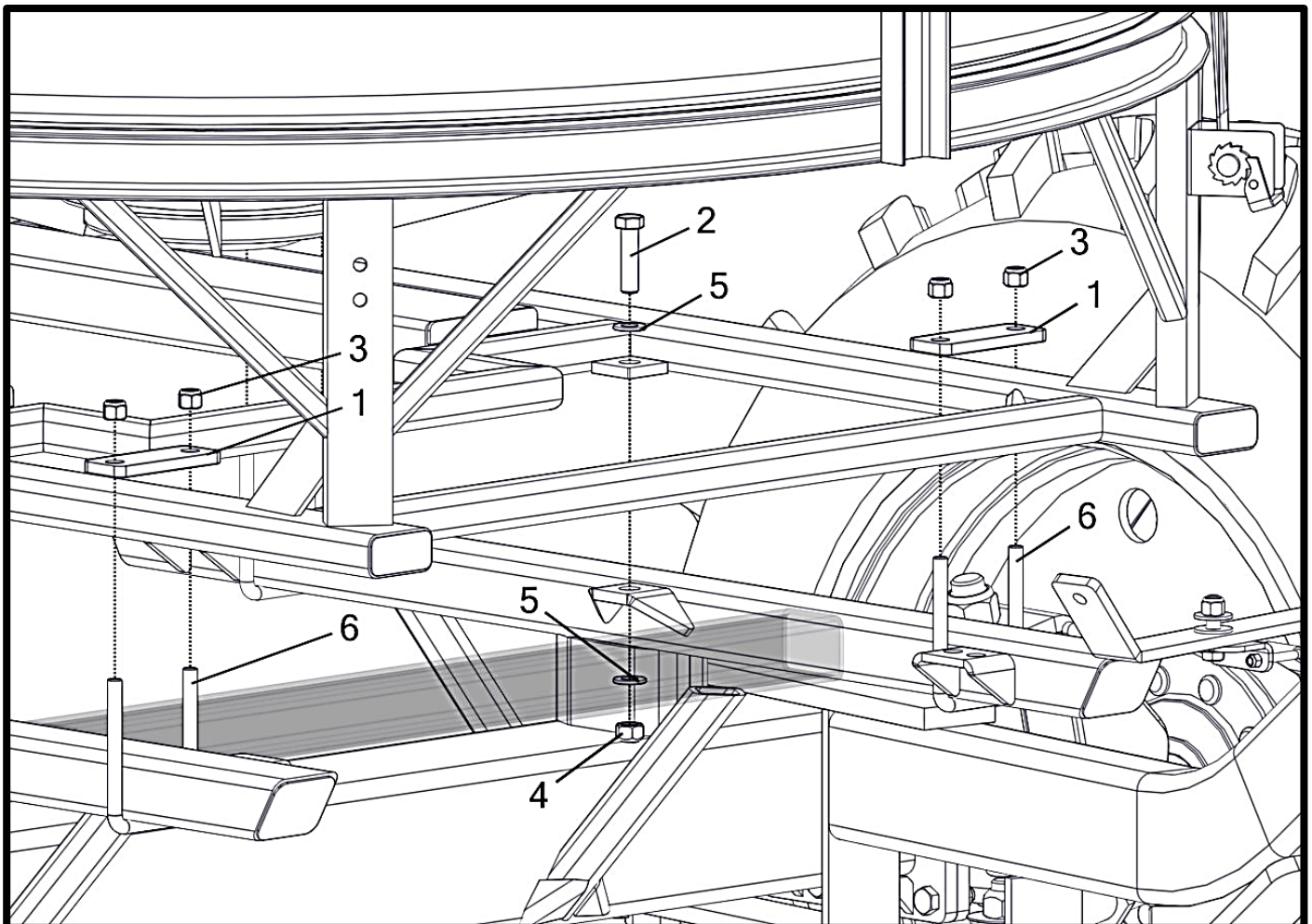
MOUNTING (GEN 1 AND LIQUID SYSTEMS) - NO SCALE KIT

(SOME COMPONENTS HIDDEN FOR CLARITY)

Item No.	Qty	Part Number	Description
		A000068__	Cart/Unit Mounting Hardware Kit
1	4	M000334__	Clamp - 4" U-Bolt
2	2	P000047	Bolt - 3/4-10 x 3 x 1.75 Hex (GR 5 M/S FA) *
3	8	P000060	Nut - 5/8-11 Hex Nylon Lock (GR 5 M/S FA) *
4	2	P000061	Nut - 3/4-10 Hex Metal Lock (GR 5 M/S FA) *
5	4	P000069	Washer - 3/4" USS Flat (2" OD) (GR 5 M/S FA) *
6	4	P000084	U-Bolt - 5/8" x 4-1/8" x 6-1/2"

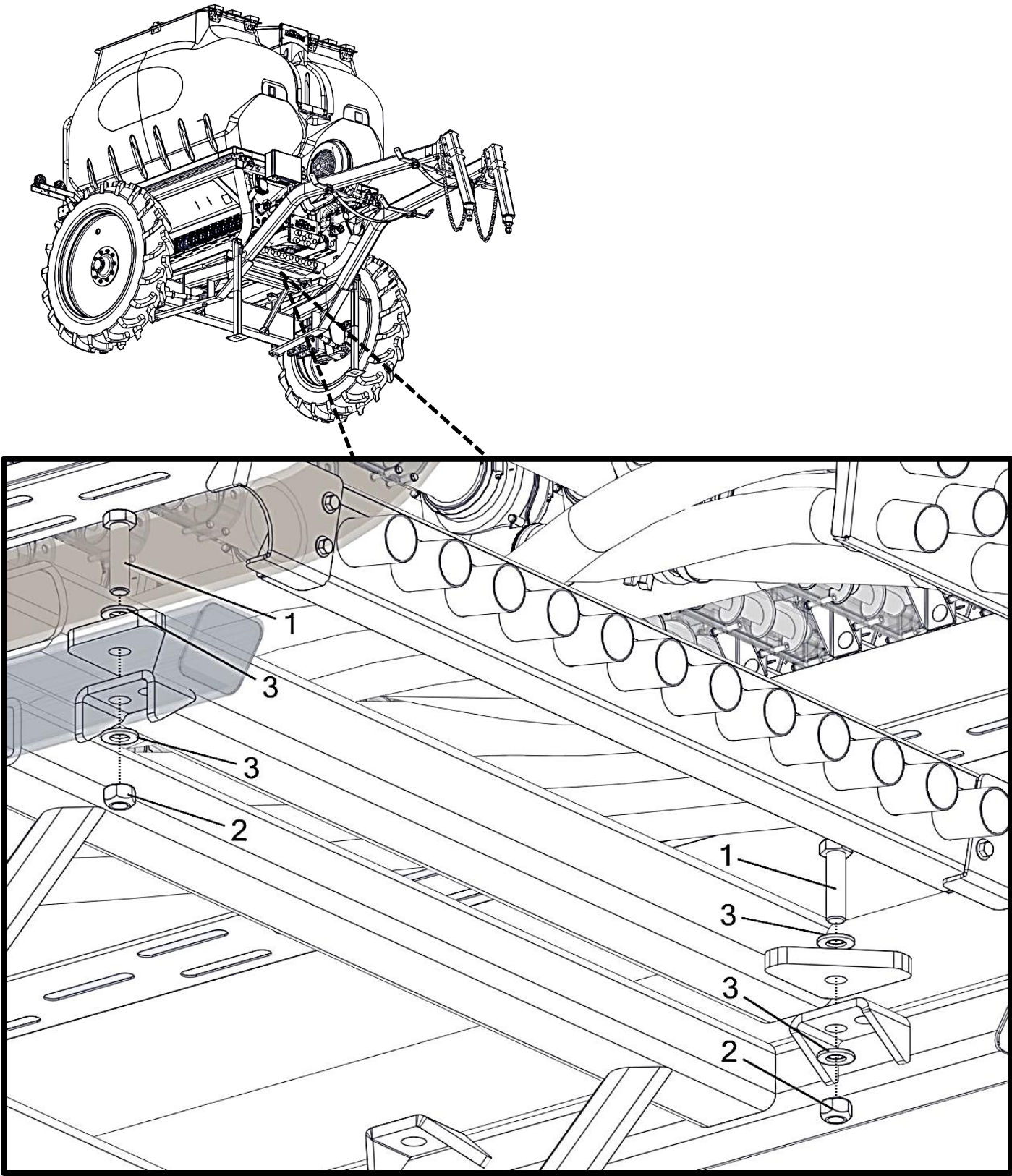
(*) Included In K000029 - Kit - Unit/Cart Mounting Hardware

LIQUID UNIT



MOUNTING (GEN 2)

(SOME COMPONENTS HIDDEN FOR CLARITY)



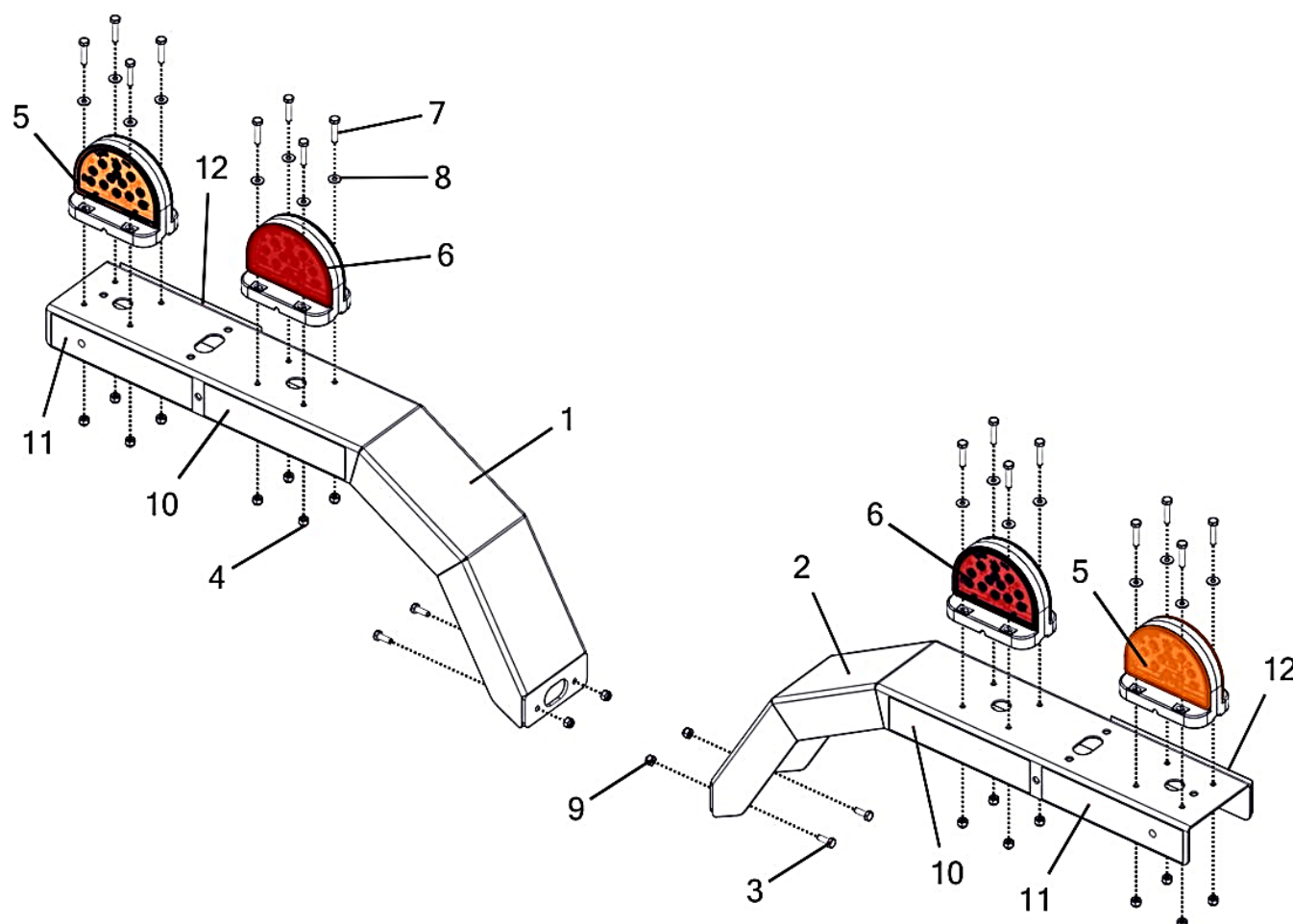
MOUNTING (GEN 2)

(SOME COMPONENTS HIDDEN FOR CLARITY)

Item No.	Qty	Part Number	Description
1	4	P000047	Bolt - 3/4-10 x 3 x 1.75 Hex (GR 5 M/S FA) *
2	4	P000061	Nut - 3/4-10 Hex Metal Lock (GR 5 M/S FA) *
3	8	P000766	Washer - 3/4" SAE Flat (1.469" OD) (GR 5 M/S FA) *

(*) Included In K002075 - Kit - Gen 2 Mounting Hardware

LIGHT KIT **(LED W/ HIGH-RISE MOUNTS AND SAFETY MODULE)** **(GEN 2 ONLY)**



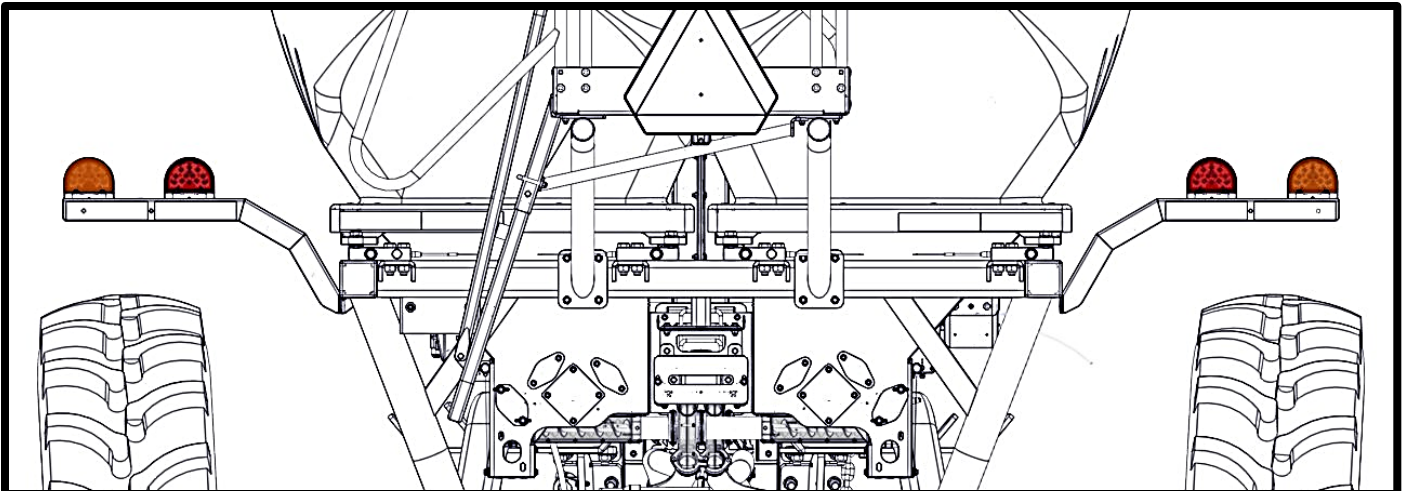
LIGHT KIT (LED W/ HIGH-RISE MOUNTS AND SAFETY MODULE) (GEN 2 ONLY)

Item No.	Qty	Part Number	Description
		A002216__	Light Kit - Complete (LED W/ High-rise Mounts And Safety Module) (Gen 2 Only)
1	1	A002214__	Bracket - High-Rise Light Mount Assembly (Left)
2	1	A002215__	Bracket - High-Rise Light Mount Assembly (Right)
3	4	P000075	Nut - 5/16-18 Hex Nylon Lock (GR 5 M/S FA) †
4	16	P000056	Nut - 1/4-20 Hex Nylon Lock (GR 5 M/S FA) †
5	2	P002134	Light - Amber Safety Lighting (01-5615-72) *
6	2	P002135	Light - Red Safety Lighting (01-4618-72) *
7	16	P002427	Bolt - 1/4-20 x 1.25 x 0.75 Hex (GR 5 M/S FA) †
8	16	P002466	Washer - 1/4" SAE Flat (0.625" OD) (GR 5 M/S FA) †
9	4	P000318	Bolt - 5/16-18 x 0.75 x 0.75 Hex (GR 5 M/S FA) †
10	2	P000197	Tape - Reflective Orange ‡
11	2	P000198	Tape - Reflective Red ‡
12	2	P000199	Tape - Reflective Yellow ‡

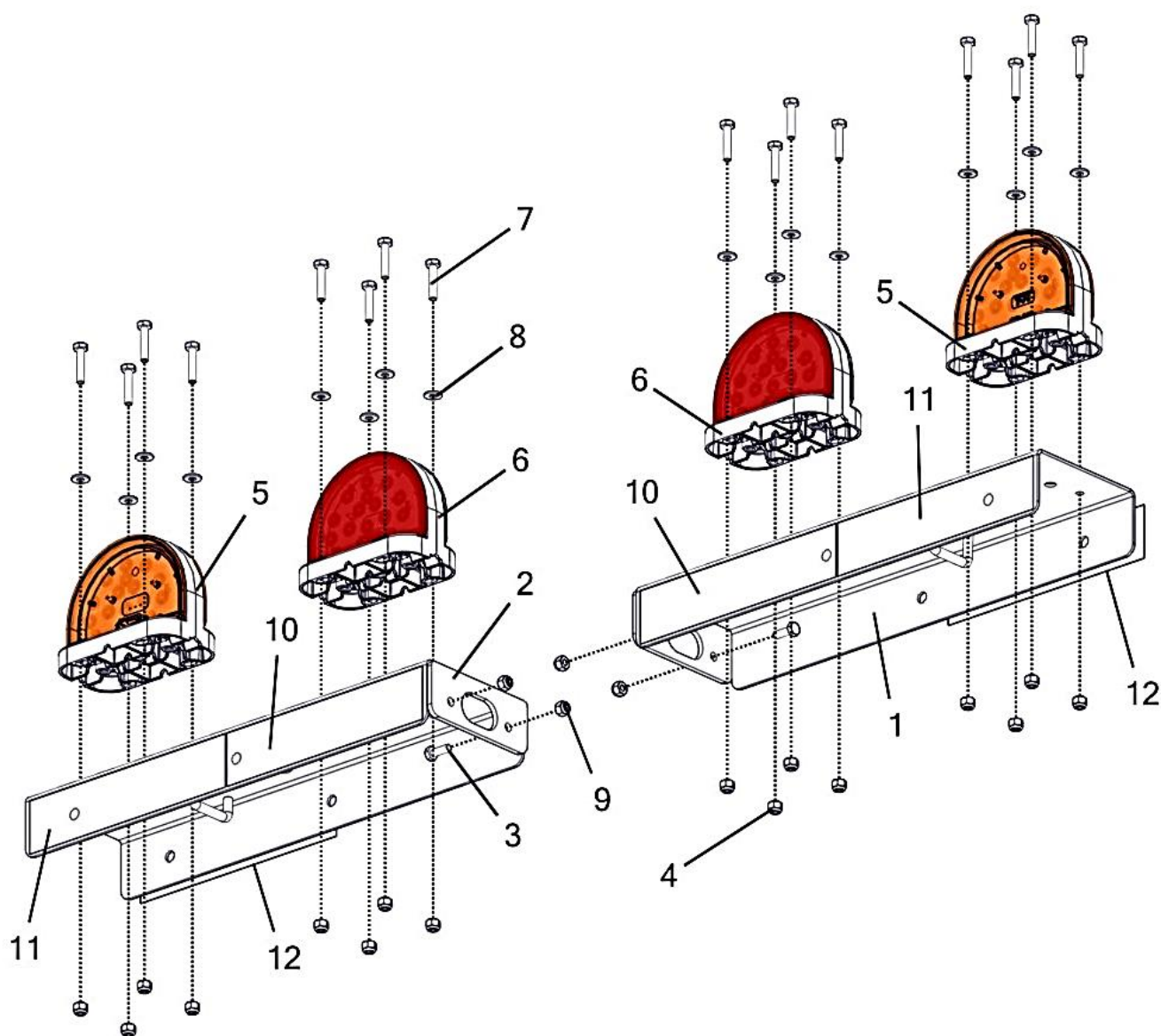
(*) Lights And Harnesses Are Included In K000165 - Lighting Kit - Safety Flashing (W/Lights)

(†) Included In K002166 - Kit - Light Mount Hardware

(‡) Included In
A002214__ - Bracket - High-rise Light Mount Assembly (Left)
Or
A002215__ - Bracket - High-rise Light Mount Assembly (Right)



LIGHT KIT COMPLETE (LED W/ SAFETY MODULE) (GEN 1 ONLY)



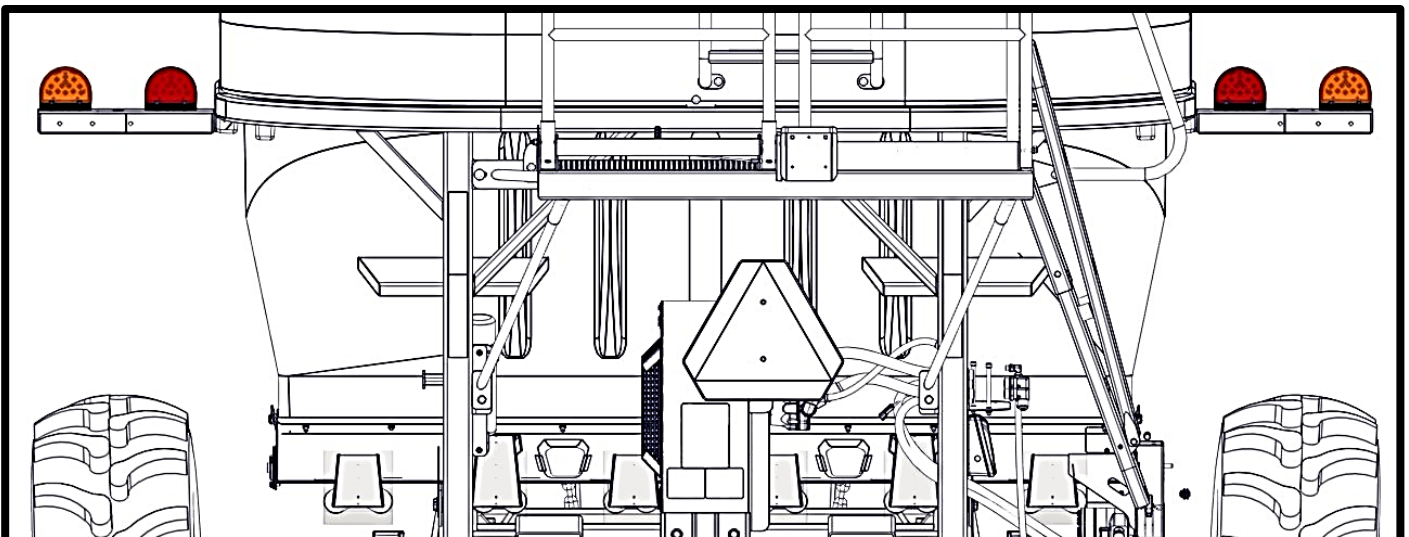
LIGHT KIT COMPLETE (LED W/ SAFETY MODULE) (GEN 1 ONLY)

Item No.	Qty	Part Number	Description
		A002184__	Light Kit - Complete (LED W/ Safety Module)(Gen 1 Only)
1	1	A002396__	Bracket - Light Mount Assembly (Right)
2	1	A002397__	Bracket - Light Mount Assembly (Left)
3	4	P000075	Nut - 5/16-18 Hex Nylon Lock (GR 5 M/S FA) †
4	16	P000056	Nut - 1/4-20 Hex Nylon Lock (GR 5 M/S FA) †
5	2	P002134	Light - Amber Safety Lighting (01-5615-72) *
6	2	P002135	Light - Red Safety Lighting (01-4618-72) *
7	16	P002427	Bolt - 1/4-20 x 1.25 x 0.75 Hex (GR 5 M/S FA) †
8	16	P002466	Washer - 1/4" SAE Flat (0.625" OD) (GR 5 M/S FA) †
9	4	P000318	Bolt - 5/16-18 x 0.75 x 0.75 Hex (GR 5 M/S FA) †
10	2	P000197	Tape - Reflective Orange ‡
11	2	P000198	Tape - Reflective Red ‡
12	2	P000199	Tape - Reflective Yellow ‡

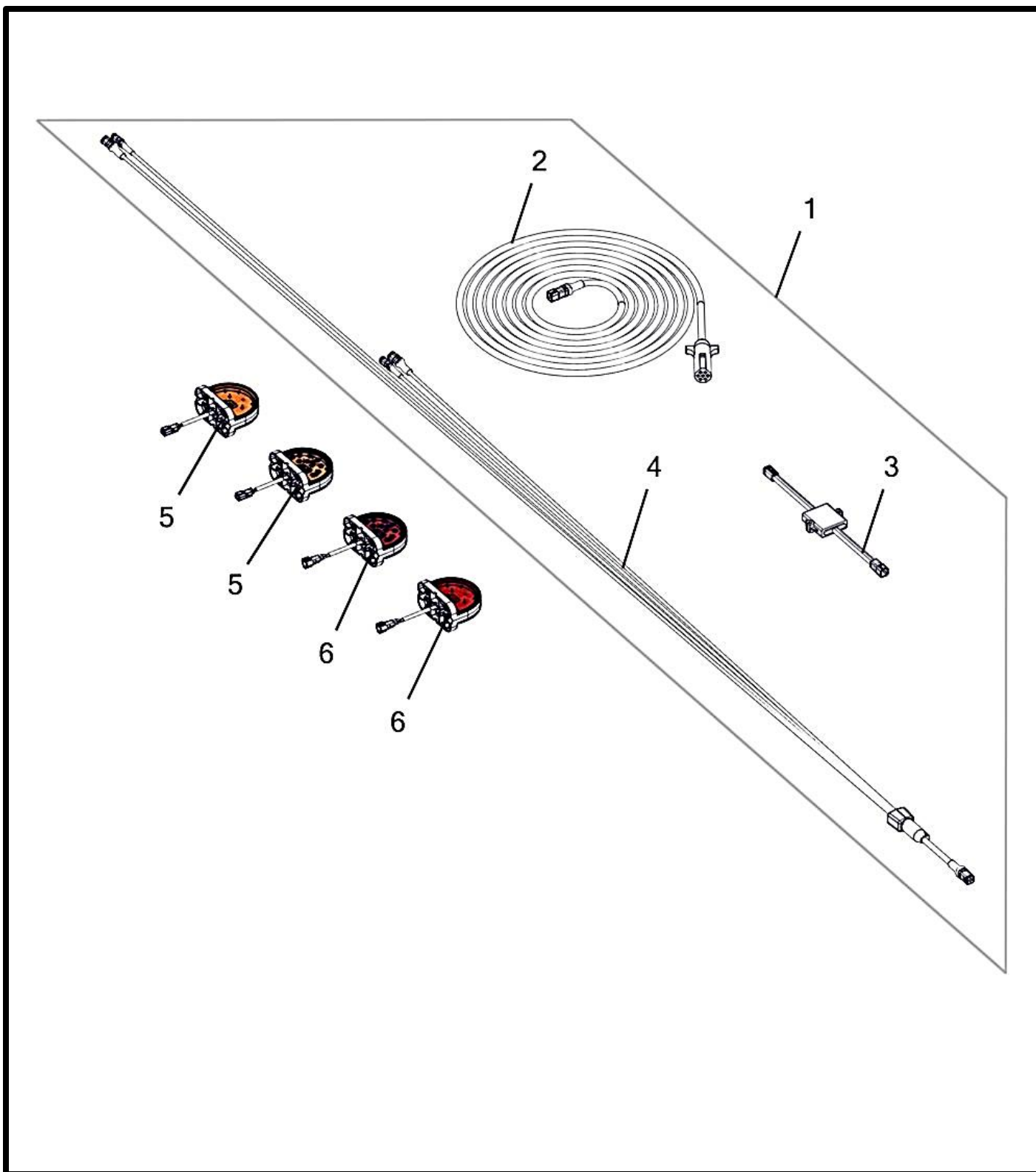
(*) Lights And Harnesses Are Included In K000165 - Lighting Kit - Safety Flashing (W/Lights)

(†) Included In K002166 - Kit - Light Mount Hardware

(‡) Included In
A002396__ - Bracket - Light Mount Assembly (Right)
Or
A002397__ - Bracket - Light Mount Assembly (Left)



LIGHTING KIT SAFETY FLASHING (W/LIGHTS)

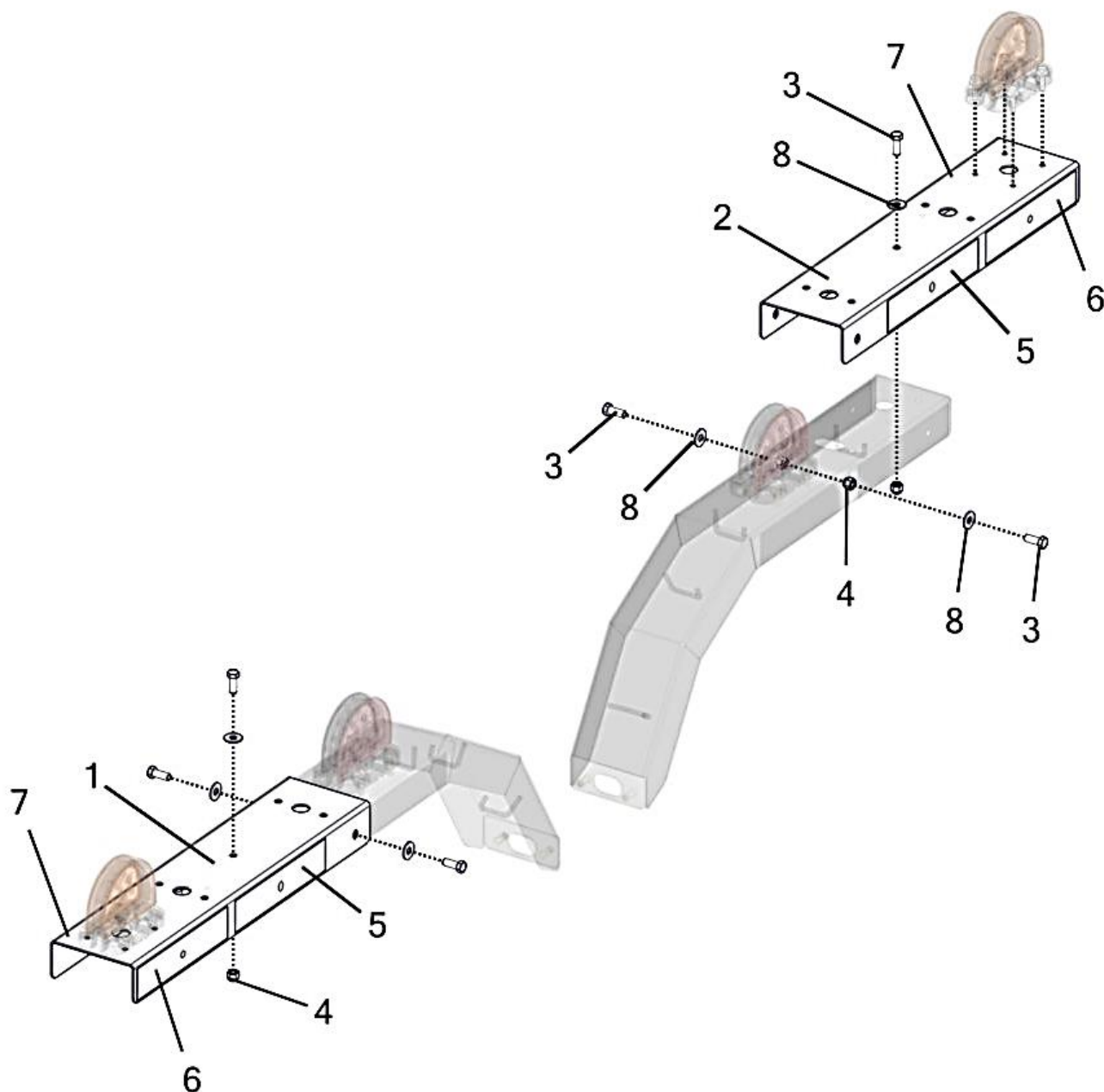


LIGHTING KIT SAFETY FLASHING (W/LIGHTS)

Item No.	Qty	Part Number	Description
		K000165	Lighting Kit - Safety Flashing (W/Lights)
1	1	K000163	Harness Kit - Standard Safety Lighting (01-6657-T6)
2	1	P002130	Harness - Main Lighting Plug w/ DT04-6P (01-6605-L7) *
3	1	P002131	Harness - Lighting Module Flasher Control (01-4457-75) *
4	1	P002132	Harness - Safety Lighting (01-6752-M7) *
5	2	P002134	Light - Amber Safety Lighting (01-5615-72)
6	2	P002135	Light - Red Safety Lighting (01-4618-72)

(*) Included In K000163 - Harness Kit - Standard Safety Lighting

EXTENSION LIGHT MOUNT KIT



EXTENSION LIGHT MOUNT KIT

Item No.	Qty	Part Number	Description
		K002067__	Kit - Light Mount Extension
1	1	A002217__	Bracket - Light Mount Extension Assembly (Left)
2	1	A002218__	Bracket - Light Mount Extension Assembly (Right)
3	6	P000039	Bolt - 3/8-16 x 1 x 1 Hex (GR 5 M/S FA) *
4	6	P000057	Nut - 3/8-16 Hex Nylon Lock (GR 5 M/S FA) *
5	2	P000197	Tape - Reflective Orange †
6	2	P000198	Tape - Reflective Red †
7	4	P000199	Tape - Reflective Yellow †
8	6	P000752	Washer - 3/8" USS Flat (1" OD) (GR 5 M/S FA) *

(*) Included In K002066 - Kit - Light Mount Extension Hardware

(†) Included In A002217__ - Bracket - Light Mount Extension Assembly (Left)

Or

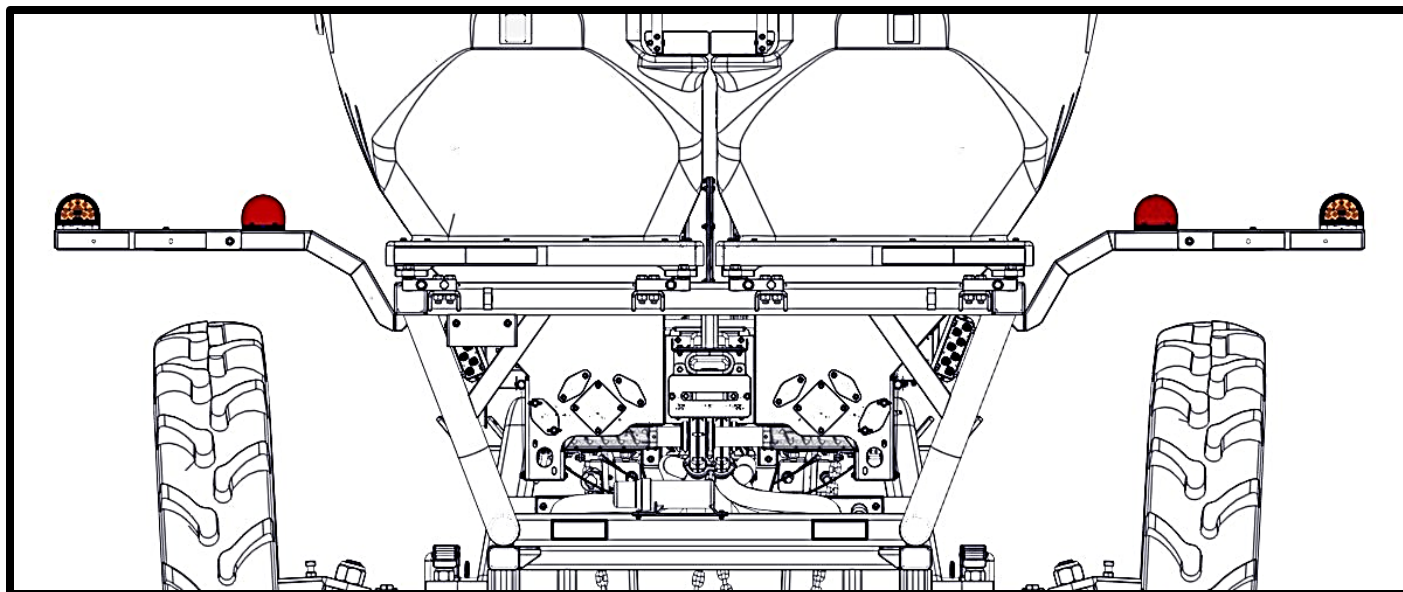
A002218__ - Bracket - Light Mount Extension Assembly (Right)

Compatible W/Gen 1 And Gen 2 Lights, Attaches To

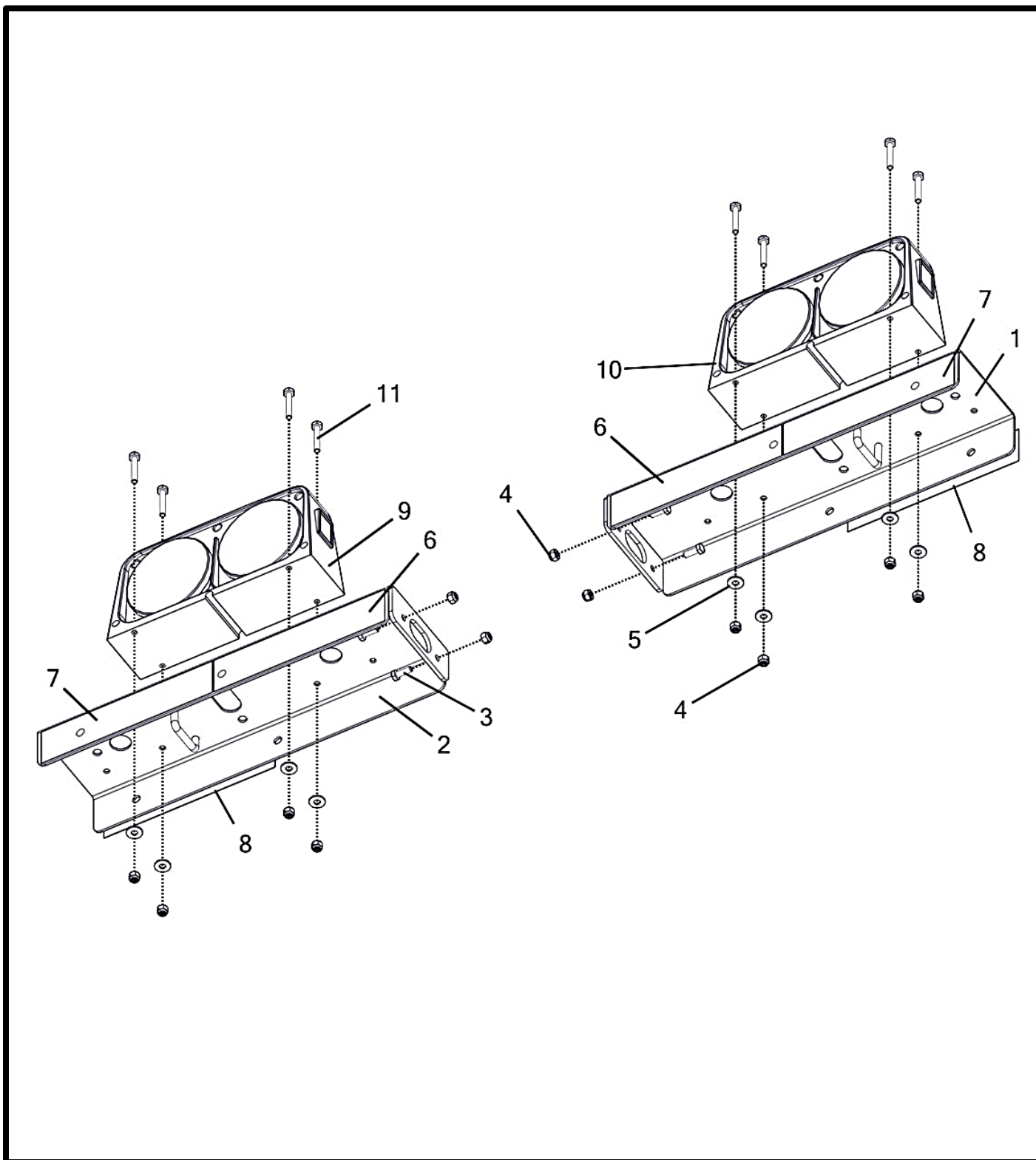
A002216__ Kit - Gen 2 Safety Light (Single Light Housings)

Or

A002184__ Kit - Gen 1 / Liquid Safety Light (Single Light Housings)



LIGHT KIT **COMPLETE (LED W/ SAFETY MODULE - DUAL LIGHT HOUSING)** **(GEN 1 ONLY)**



LIGHT KIT COMPLETE (LED W/ SAFETY MODULE - DUAL LIGHT HOUSING) (GEN 1 ONLY)

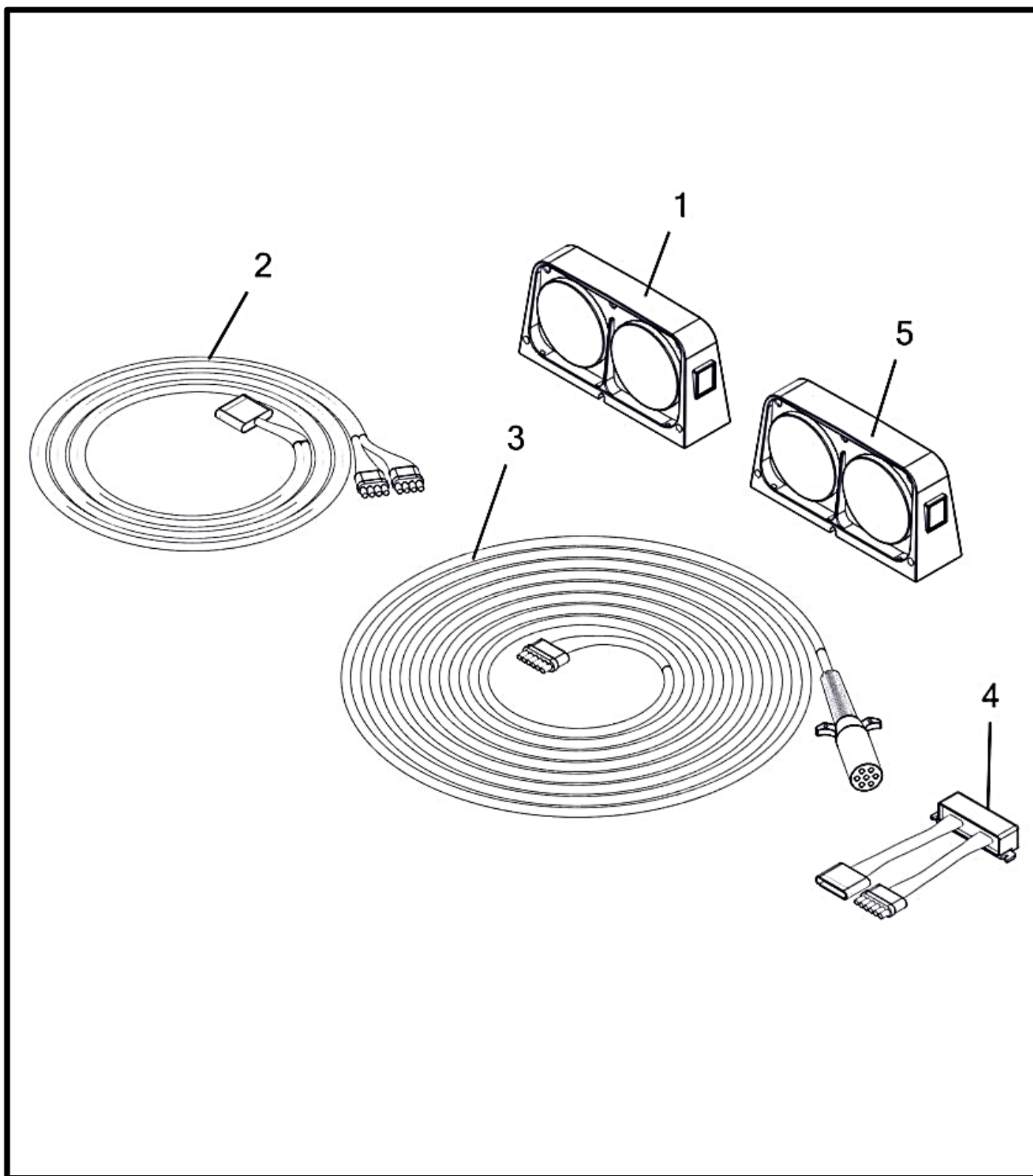
Item No.	Qty	Part Number	Description
		A000190__	Light Kit - Complete (LED W/ Safety Module - Dual Light Housing) (Gen 1 Only)
1	1	A002396__	Bracket - Light Mount Assembly (Right) (Black)
2	1	A002397__	Bracket - Light Mount Assembly (Left) (Black)
3	4	P000034	Bolt - 1/4-20 x 0.75 x 0.75 Hex (GR 5 M/S FA) †
4	12	P000056	Nut - 1/4-20 Hex Nylon Lock (GR 5 M/S FA) †
5	8	P000065	Washer - 1/4" USS Flat (0.734" OD) (GR 5 M/S FA) †
6	2	P000197	Tape - Reflective Orange ‡
7	2	P000198	Tape - Reflective Red ‡
8	2	P000199	Tape - Reflective Yellow ‡
9	1	P000720	Light - Left Hand Transport Safety (LED) *
10	1	P000796	Light - Right Hand Transport Safety (LED) *
11	8	P000856	Bolt - 1/4-20 x 1.5 x 0.75 Hex (GR 5 M/S FA) †

(*) Lights And Harnesses Are Included In
P000212 - Kit - Transport Safety Light (Led W/ Safety Module)

(†) Included In K000013 - Kit - Light Hardware

(‡) Included In
A002396__ - Bracket - Light Mount Assembly (Right)
Or
A002397__ - Bracket - Light Mount Assembly (Left)

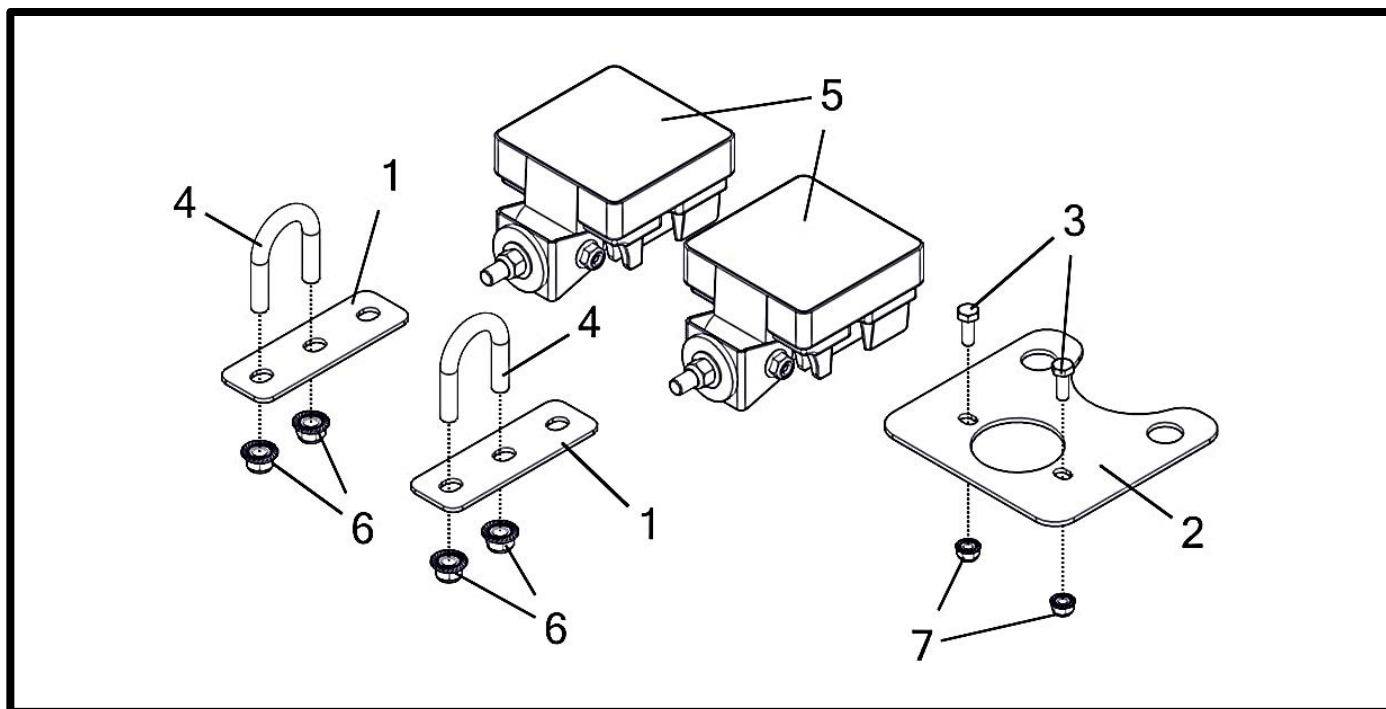
DUAL LIGHT HOUSING KIT (LED W/ SAFETY MODULE)



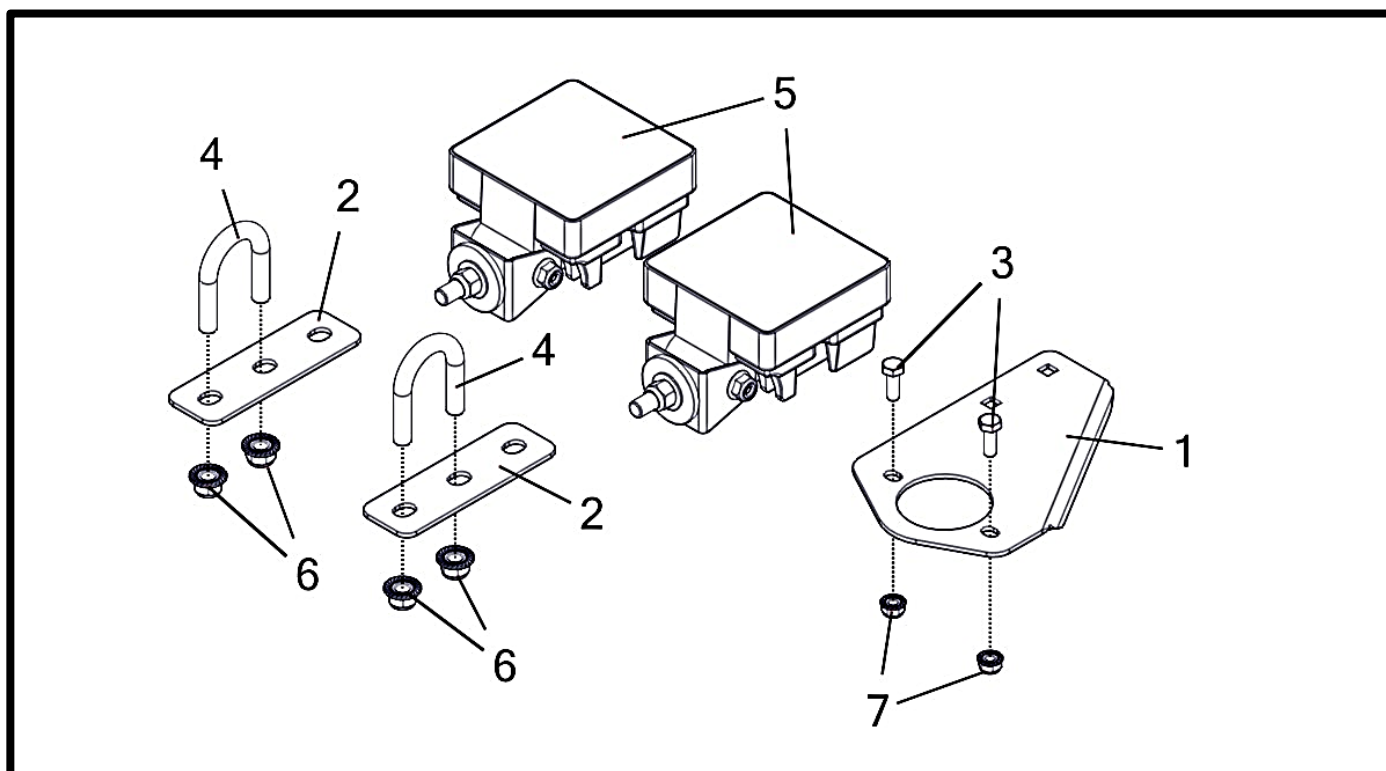
DUAL LIGHT HOUSING KIT (LED W/ SAFETY MODULE)

Item No.	Qty	Part Number	Description
		P000212	Kit - Transport Safety Light (LED W/ Safety Module)
1	1	P000720	Light - Left Hand Transport Safety (LED)
2	1	P000721	Harness - Transport Safety Light
3	1	P000767	Harness - Light to Tractor
4	1	P000768	Harness - Ag Lighting Module
5	1	P000796	Light - Right Hand Transport Safety (LED)

AUXILIARY WORK LIGHT - GEN 2



AUXILIARY WORK LIGHT - GEN 1



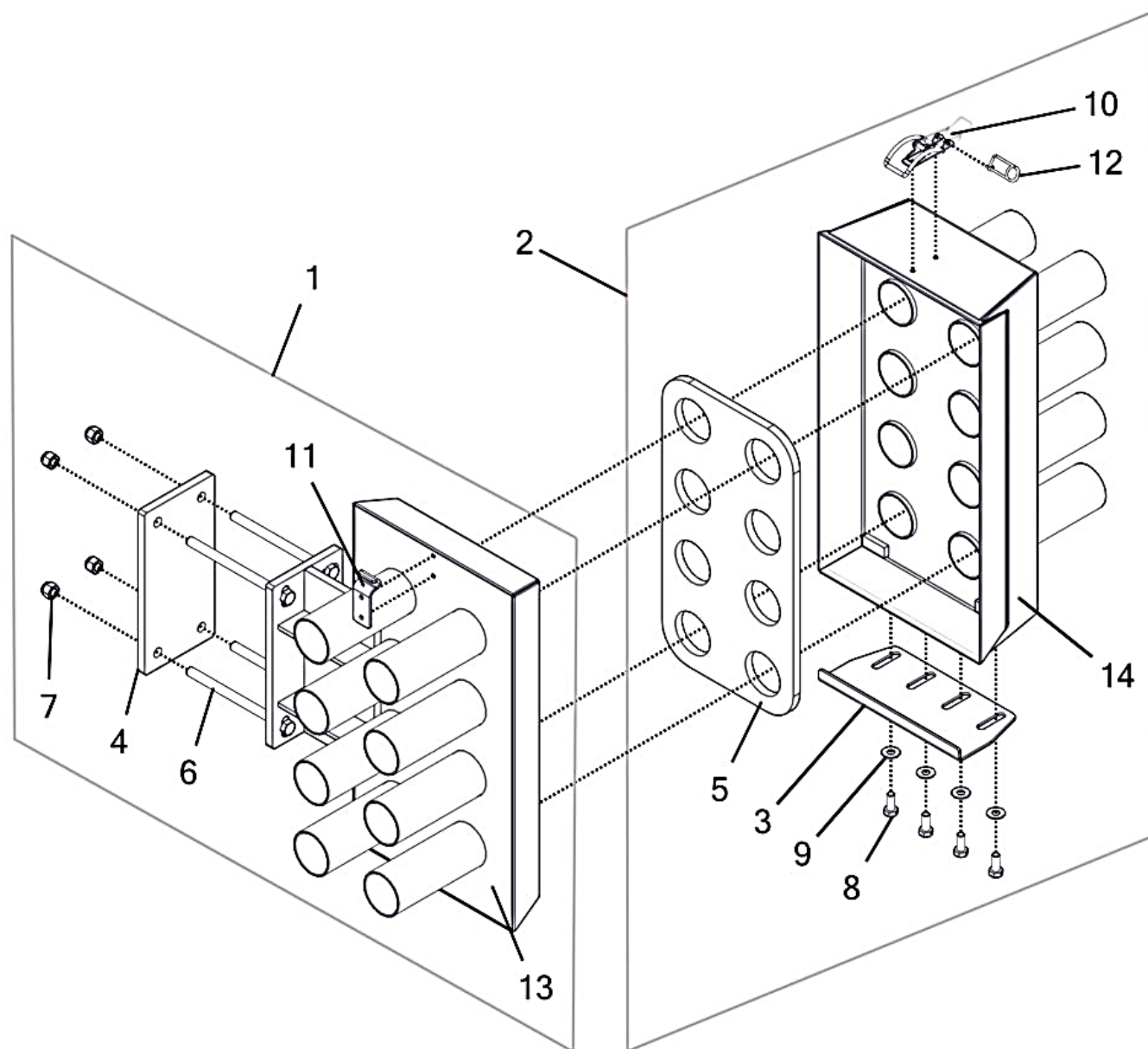
AUXILIARY WORK LIGHT - GEN 2

Item No.	Qty	Part Number	Description
		K002145__	Kit - Work Light Gen 2 (w/Mounts)
1	2	M002390__	Bracket - Tank Work Light Mount
2	1	M002775__	Bracket - Lighting Harness Receptacle (Gen 2)
3	2	P000090	Bolt - 1/4-20 x 0.75 x 0.75 Hex (F593 304 S/S FB)
4	2	P002053	U-Bolt - 3/8" x 1-1/4" x 1-15/16"
5	2	P002189	Assembly - LED Work Light (w/Mounting Bracket)
6	4	P002225	Nut - 3/8-16 Flange Nylon Lock (18-8 S/S FB)
7	2	P002291	Nut - 1/4-20 Flange Nylon Lock (18-8 S/S FB)

AUXILIARY WORK LIGHT - GEN 1

Item No.	Qty	Part Number	Description
		K002146__	Kit - Work Light Gen 1 (w/Mounts)
1	1	M002388__	Bracket - Lighting Harness Receptacle Mount
2	2	M002390__	Bracket - Tank Work Light Mount
3	2	P000090	Bolt - 1/4-20 x 0.75 x 0.75 Hex (F593 304 S/S FB)
4	2	P002053	U-Bolt - 3/8" x 1-1/4" x 1-15/16"
5	2	P002189	Assembly - LED Work Light (w/Mounting Bracket)
6	4	P002225	Nut - 3/8-16 Flange Nylon Lock (18-8 S/S FB)
7	2	P002291	Nut - 1/4-20 Flange Nylon Lock (18-8 S/S FB)

QUICK DISCONNECT ASSEMBLIES QD-800



Note: Assembly is oriented upside down in this view for clarity.

QUICK DISCONNECT ASSEMBLIES

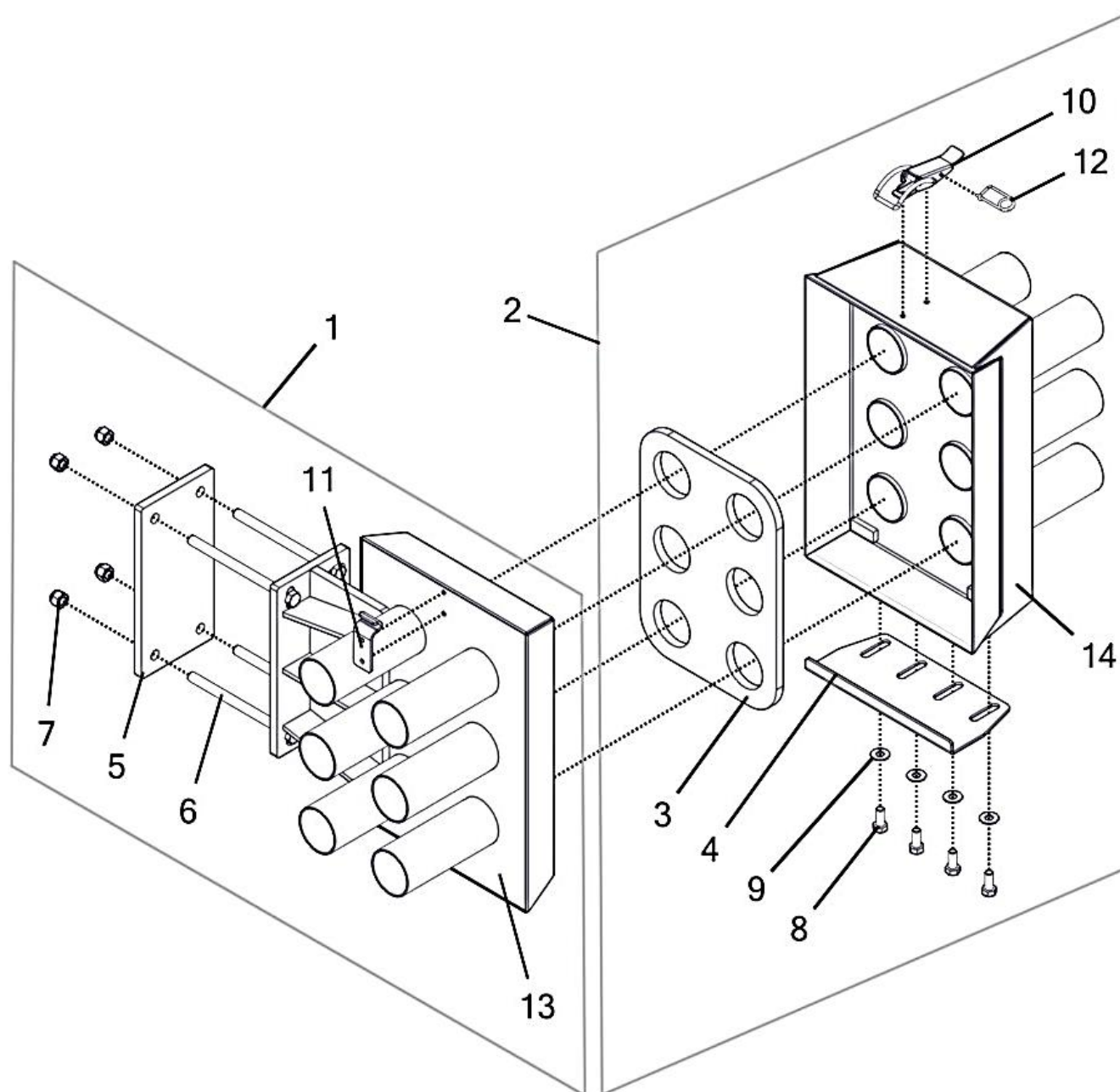
QD-800

Item No.	Qty	Part Number	Description
		A000152__	QD-800 - 2" Complete Set (Left) (Shown)
		A000300__	QD-800 - 2" Complete Set (Right)
		A000153__	QD-800 - 2-1/2" Complete Set (Left)
		A000301__	QD-800 - 2-1/2" Complete Set (Right)
1	1	A000101__	QD-800 - 2" Male Assembly (Left) (Shown)
	1	A000103__	QD-800 - 2-1/2" Male Assembly (Left)
	1	A000296__	QD-800 - 2" Male Assembly (Right)
	1	A000297__	QD-800 - 2-1/2" Male Assembly (Right)
2	1	A000102	QD-800 - 2" Female Assembly (Shown)
	1	A000104	QD-800 - 2-1/2" Female Assembly
3	1	M000559	Plate - QD Main Catch
4	1	M000569__	Plate - QD Back Mounting
5	1	M000758	Gasket - QD-800 (2") (Shown)
	1	M000759	Gasket - QD-800 (2-1/2")
6	4	P000040	Bolt - 3/8-16 x 5.5 x 1 Hex (GR 5 M/S FA) *
7	4	P000057	Nut - 3/8-16 Hex Nylon Lock (GR 5 M/S FA) *
8	4	P000093	Bolt - 5/16-18 x 0.75 x 0.75 Hex (F593 304 S/S FB)
9	4	P000109	Washer - 5/16" Flat (0.75" OD) (18-8 S/S FB)
10	1	P000310	Latch - Draw (Non-Locking) (S/S) †
11	1	P000311	Plate - Latch (S/S) †
12	1	P000312	Pin - Wire Locking (S/S)
13	1	W000154	QD-800 - 2" Male (Bolt-On) (Shown)
	1	W000156	QD-800 - 2-1/2" Male (Bolt-On)
14	1	W000155	QD-800 - 2" Female (Shown)
	1	W000157	QD-800 - 2-1/2" Female

(*) Included In K000026 - Kit - QD Male Hardware

(†) Uses (4) Ø3/16 X 1/8" Grip (304 S/S) Rivets

QUICK DISCONNECT ASSEMBLIES QD-600



Note: Assembly is oriented upside down in this view for clarity.

QUICK DISCONNECT ASSEMBLIES

QD-600

Item No.	Qty	Part Number	Description
		A000150__	QD-600 - 2" Complete Set (Left) (Shown)
		A000298__	QD-600 - 2" Complete Set (Right)
		A000151__	QD-600 - 2-1/2" Complete Set (Left)
		A000299__	QD-600 - 2-1/2" Complete Set (Right)
1	1	A000082__	QD-600 - 2" Male Assembly (Left) (Shown)
	1	A000084__	QD-600 - 2-1/2" Male Assembly (Left)
	1	A000311__	QD-600 - 2" Male Assembly (Right)
	1	A000312__	QD-600 - 2-1/2" Male Assembly (Right)
2	1	A000083	QD-600 - 2" Female Assembly (Shown)
	1	A000085	QD-600 - 2-1/2" Female Assembly
3	1	M000534	Gasket - QD-600 (2") (Shown)
	1	M000535	Gasket - QD-600 (2-1/2")
4	1	M000559	Plate - QD Main Catch
5	1	M000569__	Plate - QD Back Mounting
6	4	P000040	Bolt - 3/8-16 x 5.5 x 1 Hex (GR 5 M/S FA) *
7	4	P000057	Nut - 3/8-16 Hex Nylon Lock (GR 5 M/S FA) *
8	4	P000093	Bolt - 5/16-18 x 0.75 x 0.75 Hex (F593 304 S/S FB)
9	4	P000109	Washer - 5/16" Flat (0.75" OD) (18-8 S/S FB)
10	1	P000310	Latch - Draw (Non-Locking) (S/S) †
11	1	P000311	Plate - Latch (S/S) †
12	1	P000312	Pin - Wire Locking (S/S)
13	1	W000140	QD-600 - 2" Male (Bolt-On) (Shown)
	1	W000146	QD-600 - 2-1/2" Male (Bolt-On)
14	1	W000141	QD-600 - 2" Female (Shown)
	1	W000147	QD-600 - 2-1/2" Female

(*) Included In K000026 - Kit - QD Male Hardware

(†) Uses (4) Ø3/16 X 1/8" Grip (304 S/S) Rivets



NOTES

NOTES



Montag Manufacturing, Inc.
3816 461st Avenue
Emmetsburg, IA 50536
Phone: (712) 852-4572
FAX: (712) 852-4574

Tech Support: (712) 852-4572
or
support@montagmfg.com

Visit us at:
www.montagmfg.com