



# 2218

## MONTAG MFG.

### 2021

Serial Numbers 28760 -2\_---

## PARTS MANUAL



Color coded parts are denoted in this catalog by “\_\_” following the p/n. When ordering replacement parts, color coded parts need to be ordered w/ their corresponding color suffix. The following is a list of color codes:

AA = Black Paint  
ZZ = Gray Poly  
ZY = Yellow Poly  
ZX = White Poly

For example, when ordering a M001018\_\_ in black, you would order M001018AA at time of ordering. Failure to add the color code may result in getting an unpainted part, rather than a painted one.

2021 model year changes are marked in the Part Number column with the following designations:

**(N)** - Non-Retrofittable 2021 change (**will not** work with previous models)

**(R)** - Retrofittable 2021 change (**will** work with previous model)

List Of Operations Manuals For Gen 2	
P002393	Document - Montag Mfg 2018 Operators Manual (Vol. 4)
P002394	Document - Montag Dry Rate Controller Operators Manual
P002462	Document - Montag Dry Rate Controller Quick Reference Guide

## Table of Contents

### Gen 2 2218 2021

A002505 - ASSEMBLIES AND WELDMENTS OVERVIEW.....	06-07
Front Accessories.....	08-09
Analog Slide Gate Cylinder (Standard).....	10-11
Analog Slide Gate Cylinder Assembly.....	12-13
Digital Slide Gate Cylinder Option.....	14-15
Digital Slide Gate Cylinder Option Assembly.....	16-17
Load Cell Area.....	18-19
J-Block and Scale ISO ECU.....	20-21
Manifold – Hydraulic Sub-Assembly and Air Gauge.....	22-23
Manifold – Gen 2 Hydraulic Control (P003130).....	24-25
Manifold – Gen 2 Hydraulic Control (P003048).....	26-27
Fan and Plenum Area.....	28-29
Fan / Transition.....	30-31
Fan Assembly.....	32-33
Plenum Assembly.....	34-35
Rear Plenum Area.....	36-37
Air Hose Manifolds.....	38-39
Upper And Lower Air Hose Manifold Sub-Assemblies.....	40-41
Wash Tank and Manual Holder.....	42-43
Rinse Tank w/Bracket and Hardware.....	44-45
TANKS AND TROUGHS	
Front Platform Stop Rail.....	46-47
Lids and Upper Tank Area.....	48-49
Tank Lids - Top and Bottom.....	50-51
Inside Tank / Ladder.....	52-53
4.5 Ton Poly Tank.....	54-55
Tank Assembly – Trough/Tank (Tank 1).....	56-57
Trough – Shield and Bracket (Tank 1).....	58-59
Trough – Cylinder End And Non-Cylinder End (Tank 1).....	60-61
Trough – Hanger and Bracket (Tank 1).....	62-63
Trough – Slide Gate And Trough Support (Tank 1).....	64-65
Tank Assembly – Trough/Tank (Tank 2).....	66-67
Trough – Shield and Bracket (Tank 2).....	68-69
Trough – Cylinder End And Non-Cylinder End (Tank 2).....	70-71
Trough – Hanger and Bracket (Tank 2).....	72-73
Trough – Slide Gate And Trough Support (Tank 2).....	74-75

## Table of Contents (continued)

### PLATFORMS

Left Mount Platform – Railings.....	76-77
Left Mount Platform – Deck Mounting.....	78-79
Right Mount Platform – Railings.....	80-81
Right Mount Platform – Deck Mounting.....	82-83
Deck – Platform.....	84-85
SMV Sign.....	86-87
6 Ton Deck Ladder.....	88-89
9 Ton Deck Ladder.....	90-91

### ROW KITS OVERVIEW

Row Kits and Components.....	92-93
Cartridges, Air Chambers, and Gear Boxes	
Cartridge – Long.....	94-95
Cartridge – Short.....	96-97
Augers, Long and Short.....	98-99
Cartridge – Blank.....	100-101
Air Chamber – Blank.....	100-101
Air Chamber Assembly.....	102-103
Gear Box Assembly.....	104-105

### HYDRAULIC SECTION KITS

Complete Section and Add-On Kits.....	107
1 Section	
Hoses.....	108-109
Hydraulic Block, Front And Rear.....	110-111
Slide Gate Cylinders and Drive Motors.....	112-113
Fan Motor And Speed Sensor.....	114-115
One Section Drive Shafts And Covers.....	116-117
2 Section	
Hoses.....	118-119
Speed Sensors and Drive Motors (Tank 2).....	120-121
Speed Sensors and Drive Motors (Tank 1).....	122-123
Motor - Hyd. 4.5 CU/IN (CW).....	124-125
Motor - Hyd. 4.5 CU/IN (CCW).....	126-127
Cylinders, Front Tee, And Two Section Drive Shafts.....	128-129
3 Section	
Hoses (Fan End).....	130-131
Hoses (Non-Fan End).....	132-133
Non-Fan End Drive Motor (Tank 2).....	134-135
Non-Fan End Drive Motor (Tank 1).....	136-137
Center Tees and Three Section Drive Shafts.....	138-139



## Table of Contents (continued)

### HYDRAULIC SECTION KITS (CONTINUED)

4 Section	Hoses (Fan End).....	140-141
	Hoses (Non-Fan End).....	142-143
	Non-Fan End Drive Motors (Tank 2).....	144-145
	Non-Fan End Drive Motors (Tank 1).....	146-147
	Four Section Drive Shafts.....	148-149

### ELECTRICAL ACCESSORIES

Montag Dry Rate Controller Harness.....	150-151
ECU and Enclosure.....	152-153
Load Cell and Section Control Motor Connections.....	154-155
Montag HC Power Harness.....	156-157
DICKEY-john Harness.....	158-159
Field-IQ Harness.....	160-161
John Deere Harness.....	162-163
CIH 1200 Harness.....	164-165
CIH 2100 Harness.....	166-167
Planter to IBBC ISO Mount.....	168-169

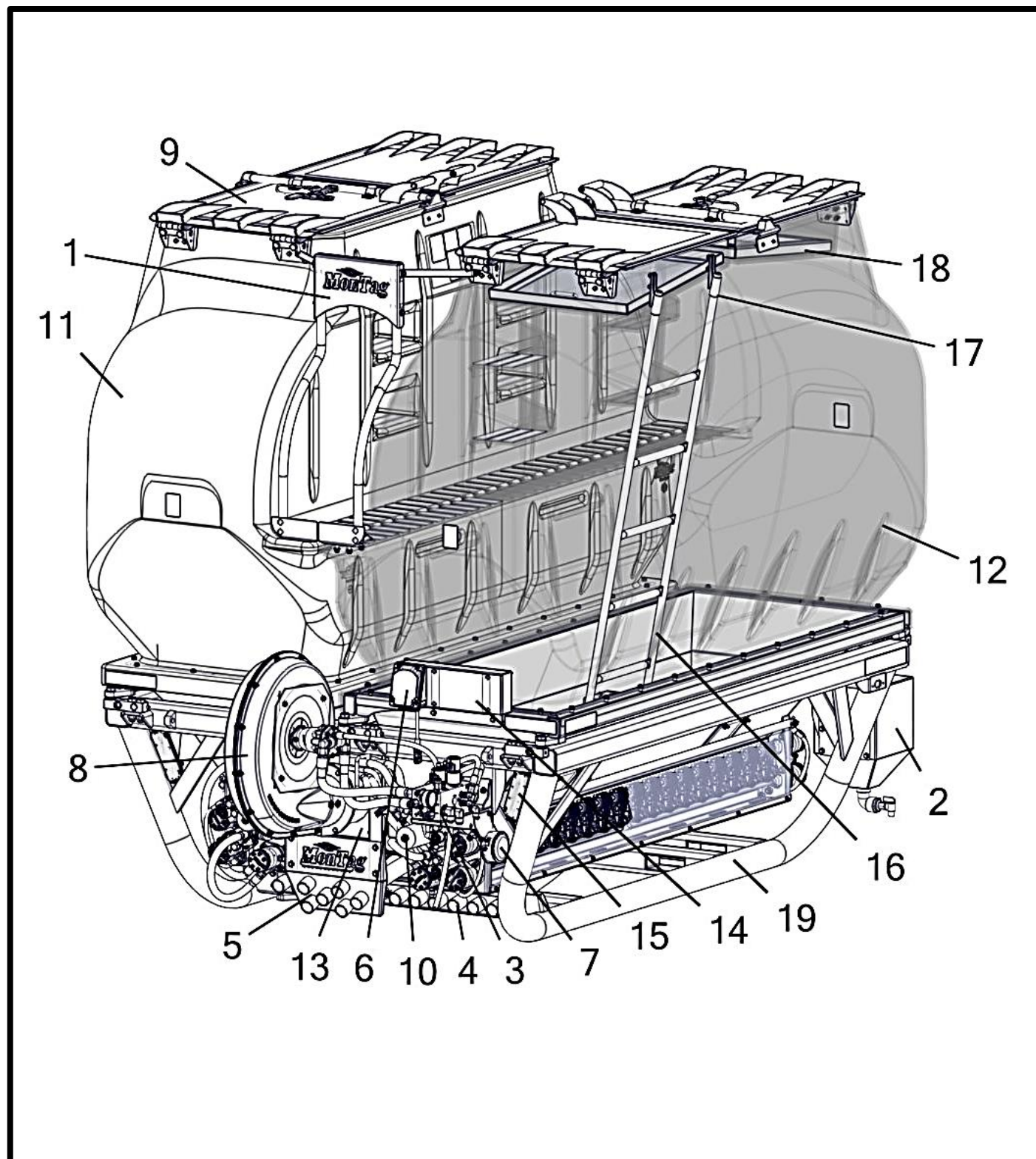
### MISCELLANEOUS

Miscellaneous Components Kit.....	170-171
ECU Diagnostic ISOBUS Download.....	170-171

### DECALS

Decal Placement .....	172-177
-----------------------	---------

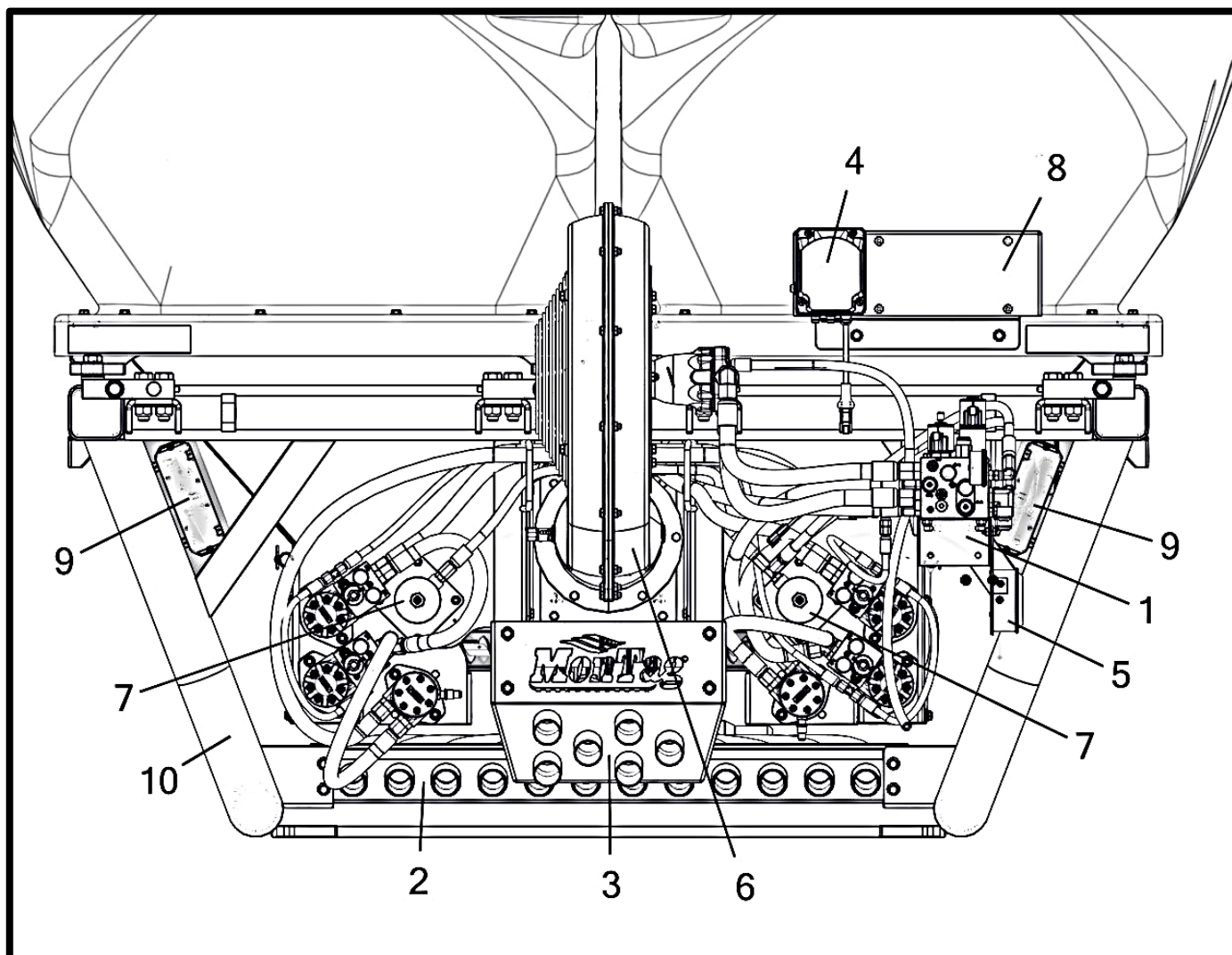
## Assemblies And Weldments Overview



## Assemblies And Weldments Overview

Item No.	Qty	Part Number	Description
		<b>(R) A002583_ _</b>	<b>Gen 2 - 2218 2021 Base Unit</b>
1	1	A002136_ _	Rail- Front Platform Stop W/ Toe Kick
2	1	A002156_ _	Tank - Rinse Tank w/ Bracket And Hardware
3	1	A002205_ _	Manifold - Hydraulic Sub-Assembly 2218
4	1	A002206	Manifold - Lower Air Hose Sub-Assembly
5	1	A002207	Manifold - Upper Air Hose Sub-Assembly
6	1	A002208	ECU - Sub-Assembly ISO Scale
7	1	A002237_ _	Gauge - Dwyer Air No Logo Gen II Sub-Assembly
8	1	A002409_ _	Assembly - 8" Fan/Plenum Transition (5°)
9	2	A002493	Lids - Poly Tank Sub-Assembly Gen II w/ Flange
10	2	<b>(R) A002506_ _</b>	Cylinder - Slidegate Sub-Assembly (Rear Sensor)
11	1	A002510_ _	Tank Assembly - Gen II 2218 Tank/Trough (RH) Black
12	1	A002514_ _	Tank Assembly - Gen II 2218 Tank/Trough (LH) Black
13	1	A002581	Plenum - Air Sub-Assembly 2218 (Reversible)
14	1	K002552	Kit - Montag Gen 2 2218 Dry Rate Controller (2021+)
15	2	P002732	Block - DT 6 Pin, 7 Port Junction
16	2	W002359	Ladder - Poly Tank Gen II Inside
17	4	W002368	Bracket - Inside Tank Ladder Hold Gen II-D
18	4	W002540	Screen - Gen II Tank (3/4" C/C)
	2	W002370	Screen - Gen 2 Tank (1/2" C/C)
19	1	<b>(R) W002822_</b>	Cradle - Gen 2 2218 (MY2021)

## Front Accessories

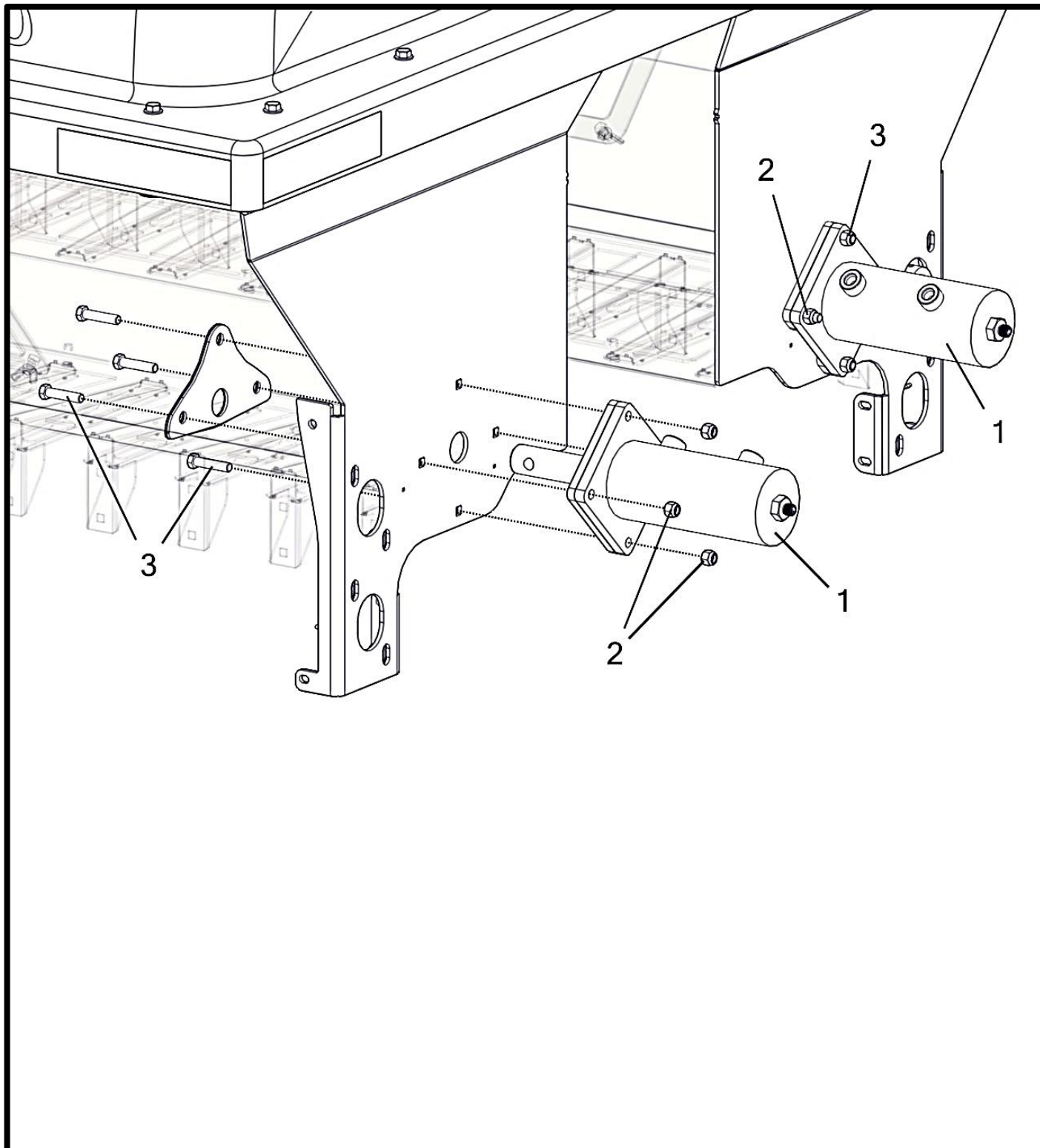


## Front Accessories

Item No.	Qty	Part Number	Description
1	1	A002205__	Manifold - Hydraulic Sub-Assembly 2218
2	1	A002206	Manifold - Lower Air Hose Sub-Assembly
3	1	A002207	Manifold - Upper Air Hose Sub-Assembly
4	1	A002208	ECU - Sub-Assembly ISO Scale
5	1	A002237__	Gauge - Dwyer Air No Logo Gen 2 Sub-Assembly
6	1	A002409__	Assembly - 8" Fan/Plenum Transition (5°)
7	2	<b>(R)</b> A002506__	Cylinder - Slidegate Sub-Assembly (Rear Sensor)
8	1	<b>(R)</b> K002552	Kit - Montag Gen 2 2218 Dry Rate Controller (2021+)
9	2	P002732	Block - DT 6 Pin, 7 Port Junction
10	1	<b>(R)</b> W002822__	Cradle - Gen 2 2218 (MY2021)



## Analog Slide Gate Cylinder (Standard)



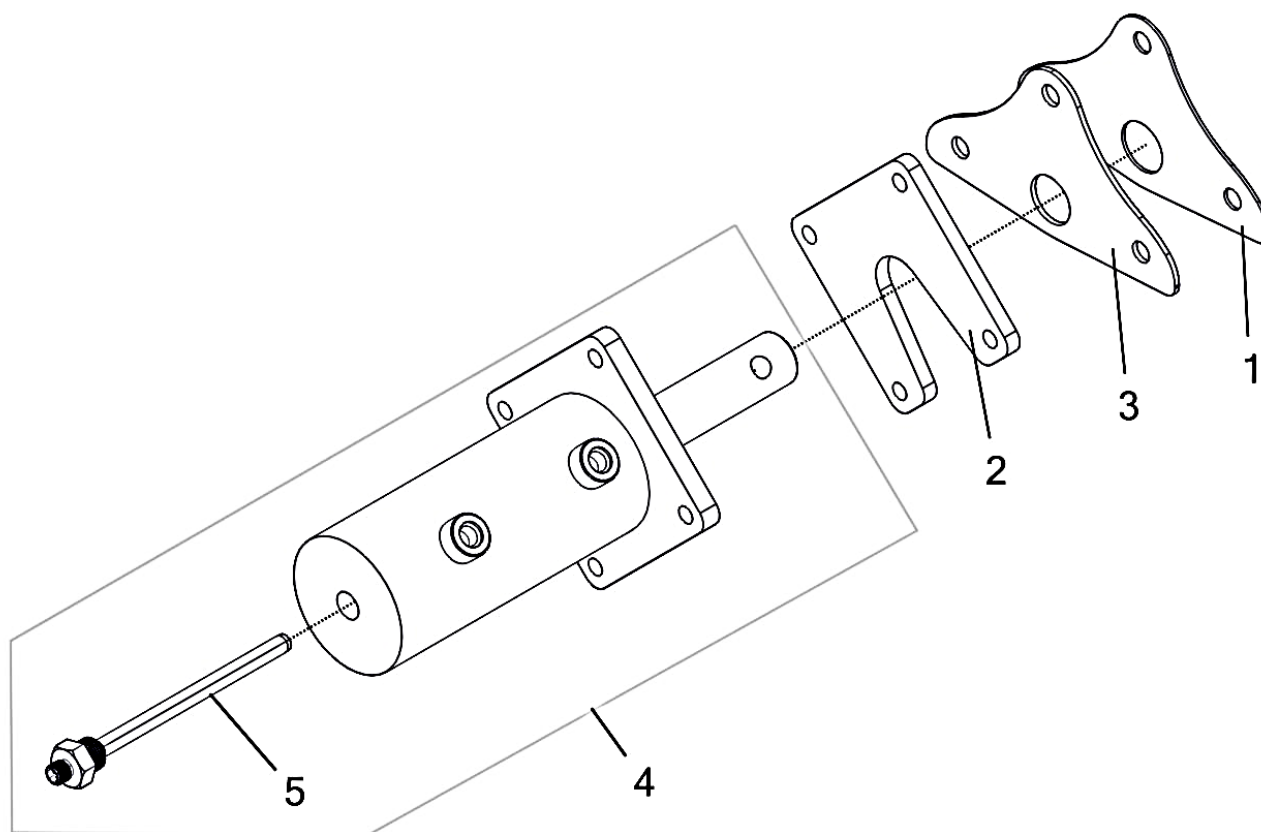
## Analog Slide Gate Cylinder (Standard)

Item No.	Qty.	Part Number	Description
1	2	(R) A002506__	Cylinder - Slidegate Sub-Assembly (Rear Sensor)
2	8	P000105	Nut - 3/8-16 Hex Nylon Lock (F594 316 S/S FB) * †
3	8	P002712	Bolt - 3/8-16 x 1.75 x 1 Hex (F593 304 S/S FB) * †

(\*) Included in K002148 - Kit – Slide Gate Cylinder Mount Hardware (Outside)  
and

(†) K002147 - Kit - Misc. Inside Tank Hardware Gen 2

## Analog Slide Gate Cylinder Assembly (Standard)

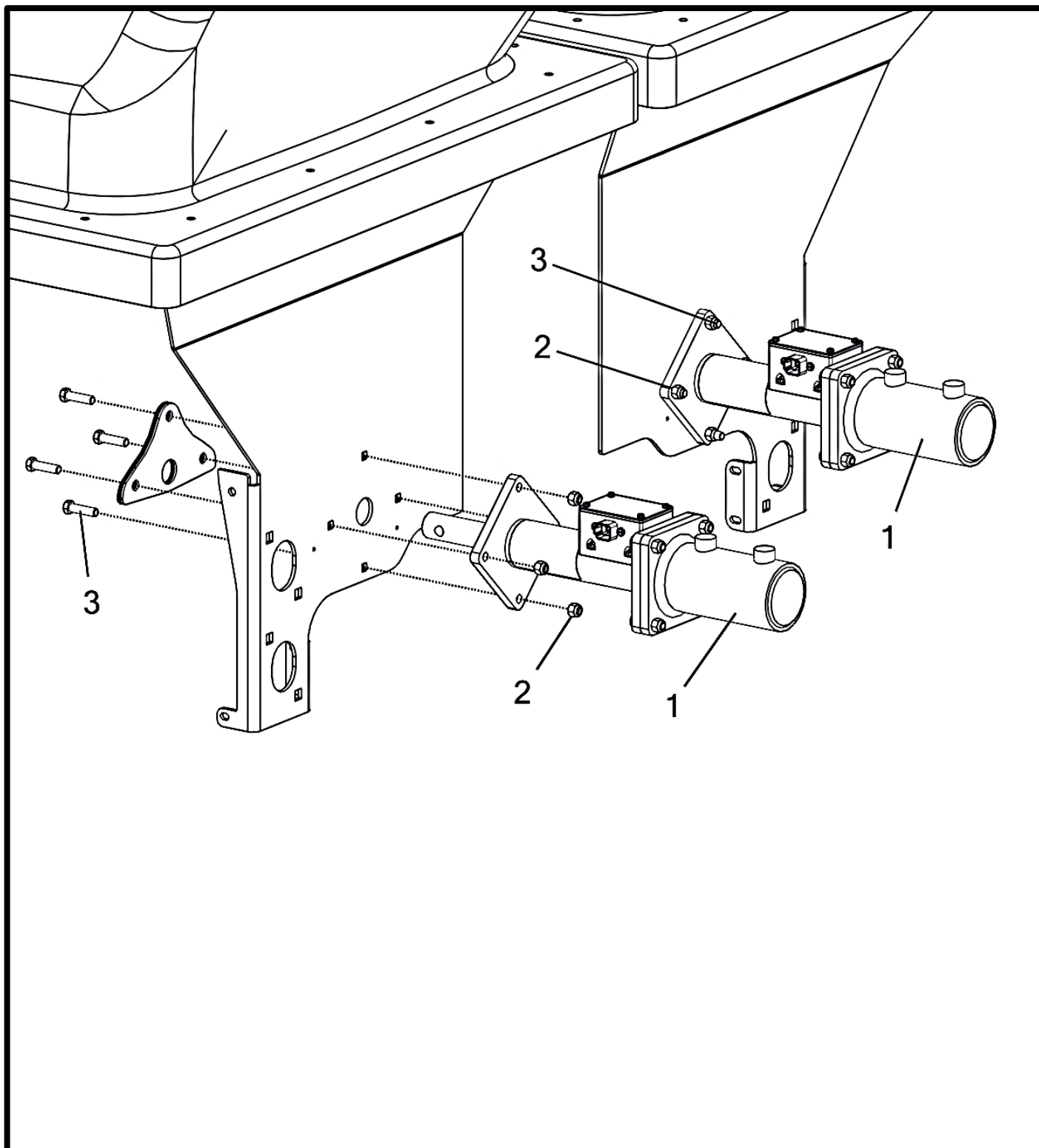




## Analog Slide Gate Cylinder Assembly (Standard)

Item No.	Qty	Part Number	Description
		<b>(R) A002506__</b>	<b>Cylinder - Slidegate Sub-Assembly (Rear Sensor)</b>
1	1	M002403	Plate - Slide Gate Cylinder Gasket Seal Backing
2	1	M003076	Plate - Slidegate Cylinder Drain Spacer
3	1	P002148	Gasket - Slide Gate Cylinder Tank Seal
4	1	P002963	Cylinder - 3" B x 2.38" S x 1.25" R (Analog Sensor)
5	1	P002965	Sensor - Rota 60mm Stroke Transducer, 4-Pin M12 (LA 4755 02)

## Digital Slide Gate Cylinder Option



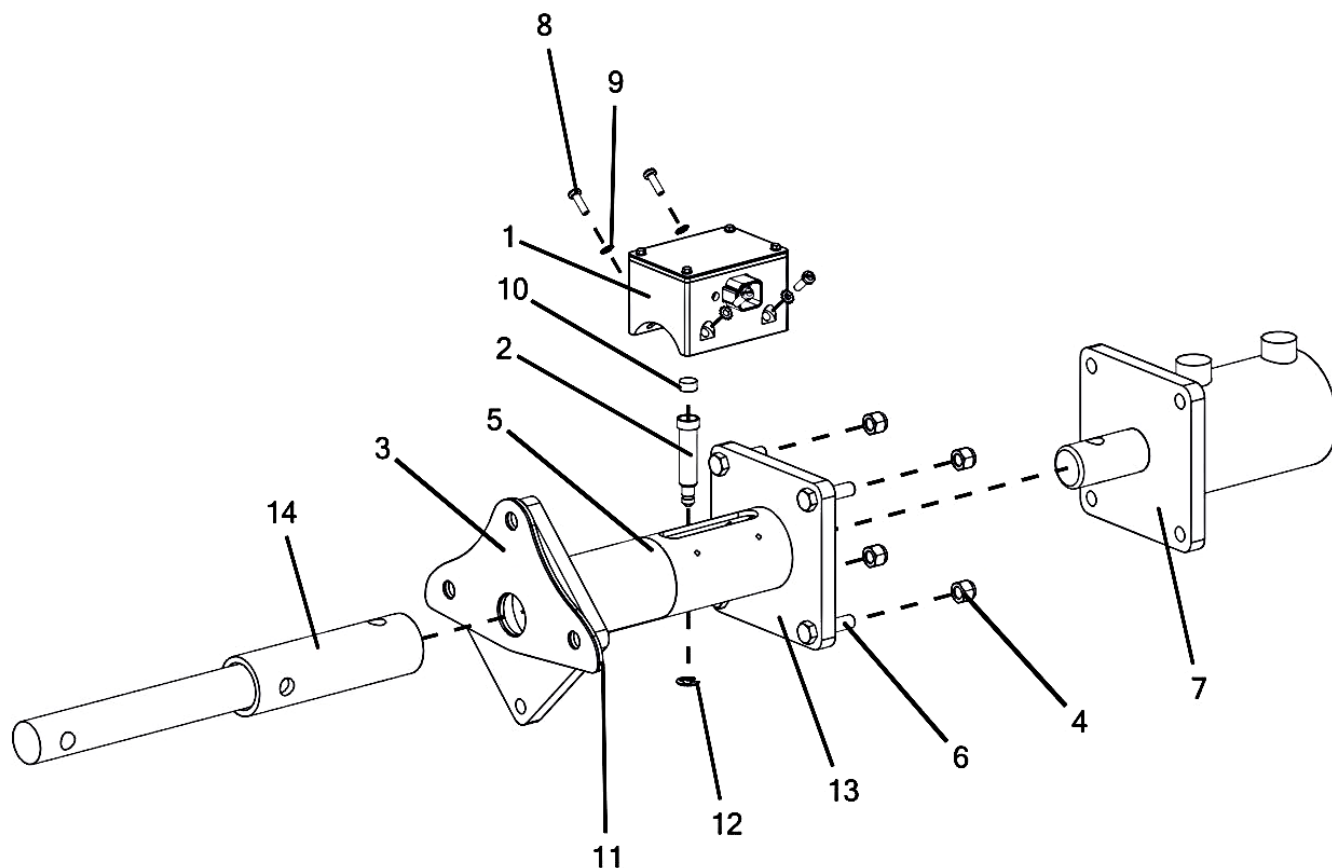
## Digital Slide Gate Cylinder Option

Item No.	Qty.	Part Number	Description
1	2	<b>A002101__</b>	<b>Mount - Slide Gate Cylinder Extension</b>
2	8	P000105	Nut - 3/8-16 Hex Nylon Lock (F594 316 S/S FB) * †
3	8	P002430	Bolt - 3/8-16 x 1.5 x 1 Hex (F593 304 S/S FB) * †

(\*) Included in K002054 - Kit – Slide Gate Cylinder Mount Hardware (Outside)  
and

(†) K002055 - Kit - Misc. Inside Tank Hardware

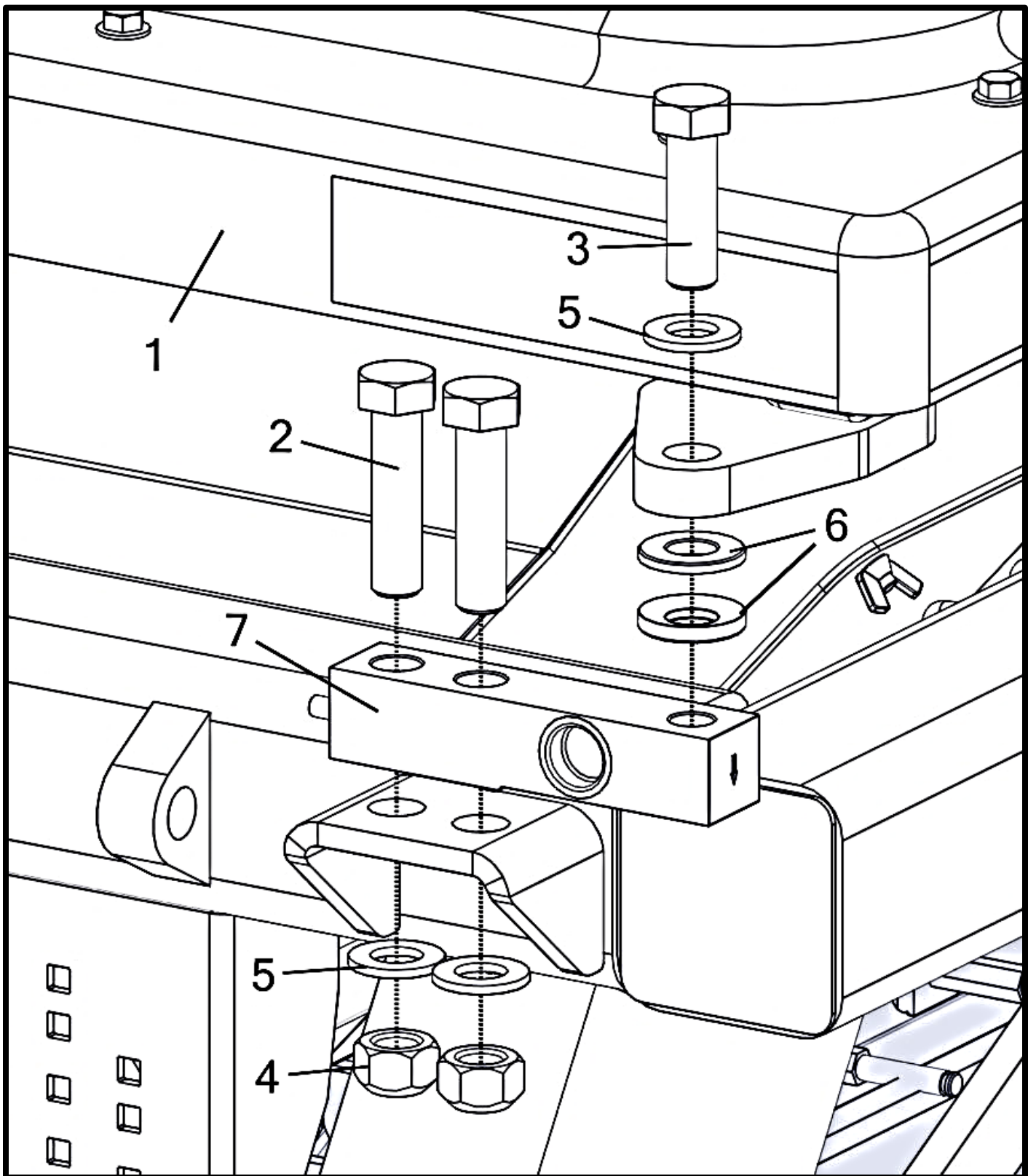
## Digital Slide Gate Cylinder Option Assembly



## Digital Slide Gate Cylinder Option Assembly

Item No.	Qty.	Part Number	Description
		<b>A002101__</b>	<b>Mount - Slide Gate Cylinder Extension</b>
1	1	A002167	Housing - Slide Gate Cylinder Sensor
2	1	M002374	Pin - Slide Gate Cylinder Clevis
3	1	M002403	Plate - Slide Gate Cylinder Gasket Seal Backing
4	4	P000057	Nut - 3/8-16 Hex Nylon Lock (GR 5 M/S FA)
5	1	P000189	Decal - Pinching Danger
6	4	P000943	Bolt - 3/8-16 x 1.5 x 1 Hex (GR 5 M/S FA)
7	1	P002114__	Cylinder - 3" B x 2.25" S x 1.25" R
8	4	P002139	Screw - 10-24 SS Round Head Machine Screw 5/8" long
9	4	P002140	Lock Washer - SS #10 External Tooth
10	1	P002142	Magnet - Slide Gate Position Sensor
11	1	P002148	Gasket - Slide Gate Cylinder Tank Seal
12	1	P002215	Retainer - 3/8" E-Clip
13	1	W002330__	Mount - Slide Gate Extension Main Body
14	1	W002332	Shaft - Slide Gate Extension Attachment

## Load Cell Area



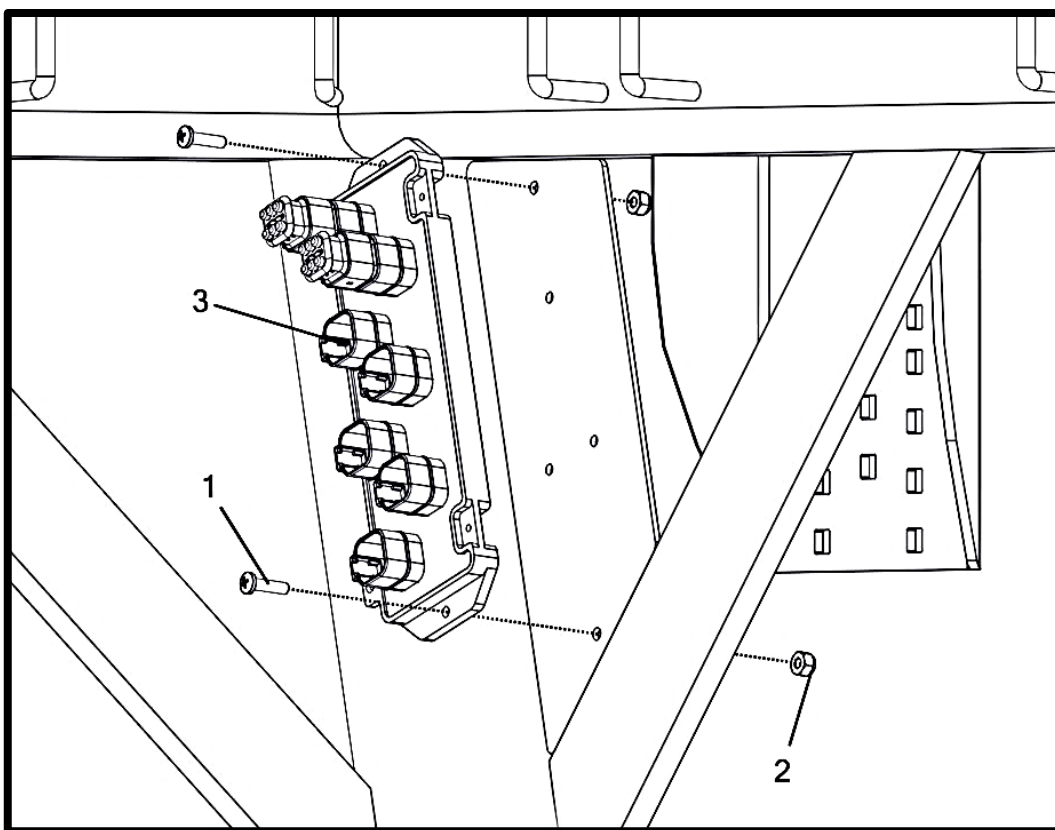
## Load Cell Area

Item No.	Qty.	Part Number	Description
1	1	A00_ _ _ _ _	Tank Assembly - Gen 2 Tank/Trough
2	16	P000047	Bolt - 3/4-10 x 3 x 1.75 Hex (GR 5 M/S FA) *
3	8	P000055	Bolt - 3/4-16 x 2.5 x 1.75 Hex (GR 5 M/S FA) *
4	16	P000061	Nut - 3/4-10 Hex Metal Lock (GR 5 M/S FA) *
5	24	P000766	Washer - 3/4" SAE Flat (1.469" OD) (GR 5 M/S FA) *
6	8	P002146	Washer - 3/4" Spherical Self Aligning *
7	8	P002739	Scale - Load Cell (10K) w/DT 6 Pin (14') †

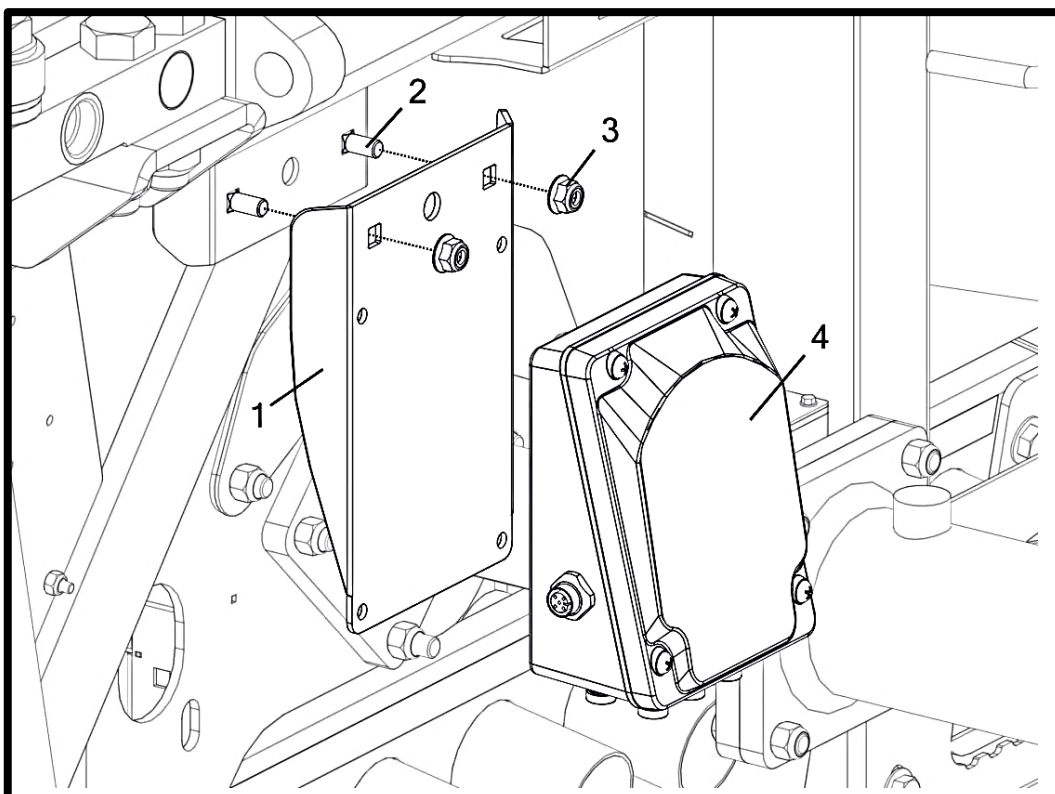
(\*) Included in K002154 - Kit - Load Cell (10K) (Scale-Tec) Hardware Gen 2

(†) Included in K002153 - Kit - Base DT 6 Pin Load Cell

## J-Block



## Scale ISO ECU





## J-Block

Item No.	Qty	Part Number	Description
1	2	P000937	Screw - #10-24 x 0.75 Machine Pan Head Phillips (18-8 S/S FB)
2	2	P000938	Nut - #10-24 Hex Nylon Lock (18-8 S/S FB)
3	1	P002732	Block - DT 6 Pin, 7 Port Junction *

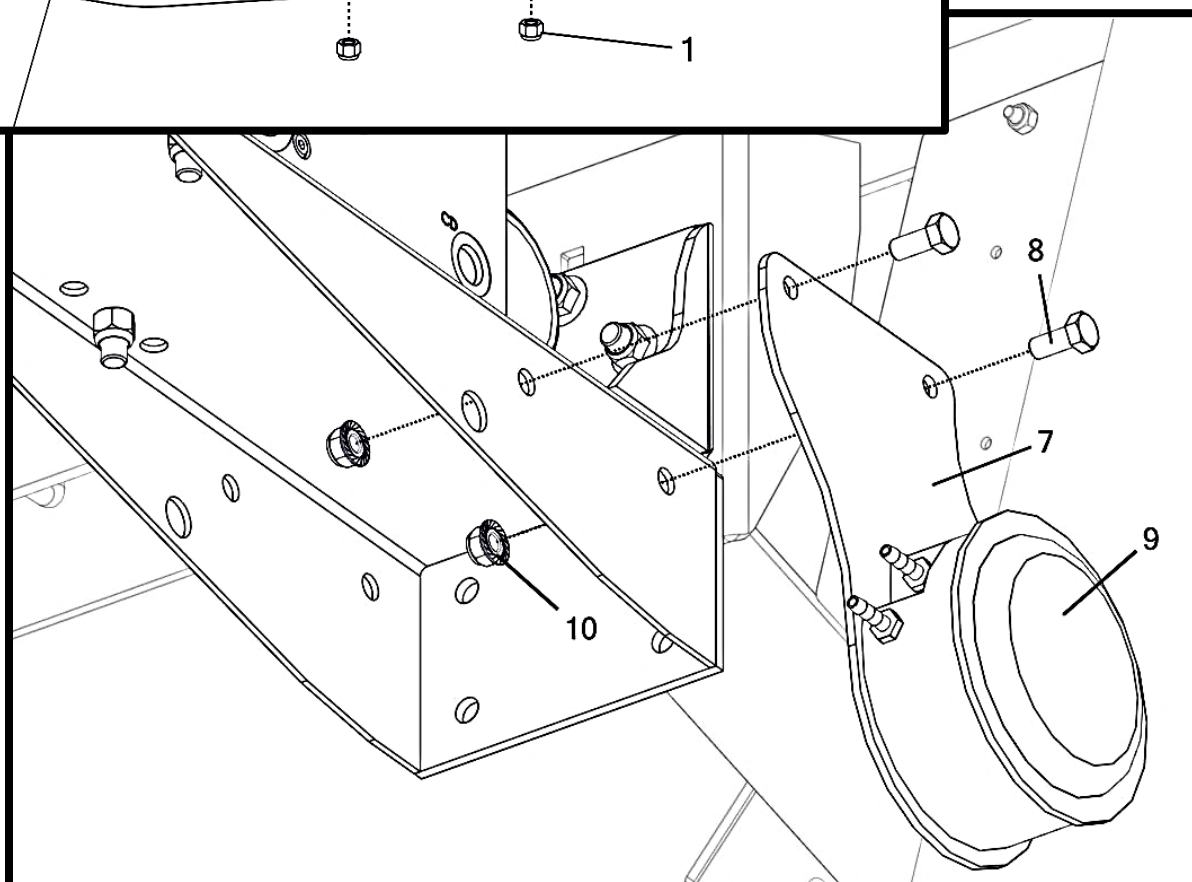
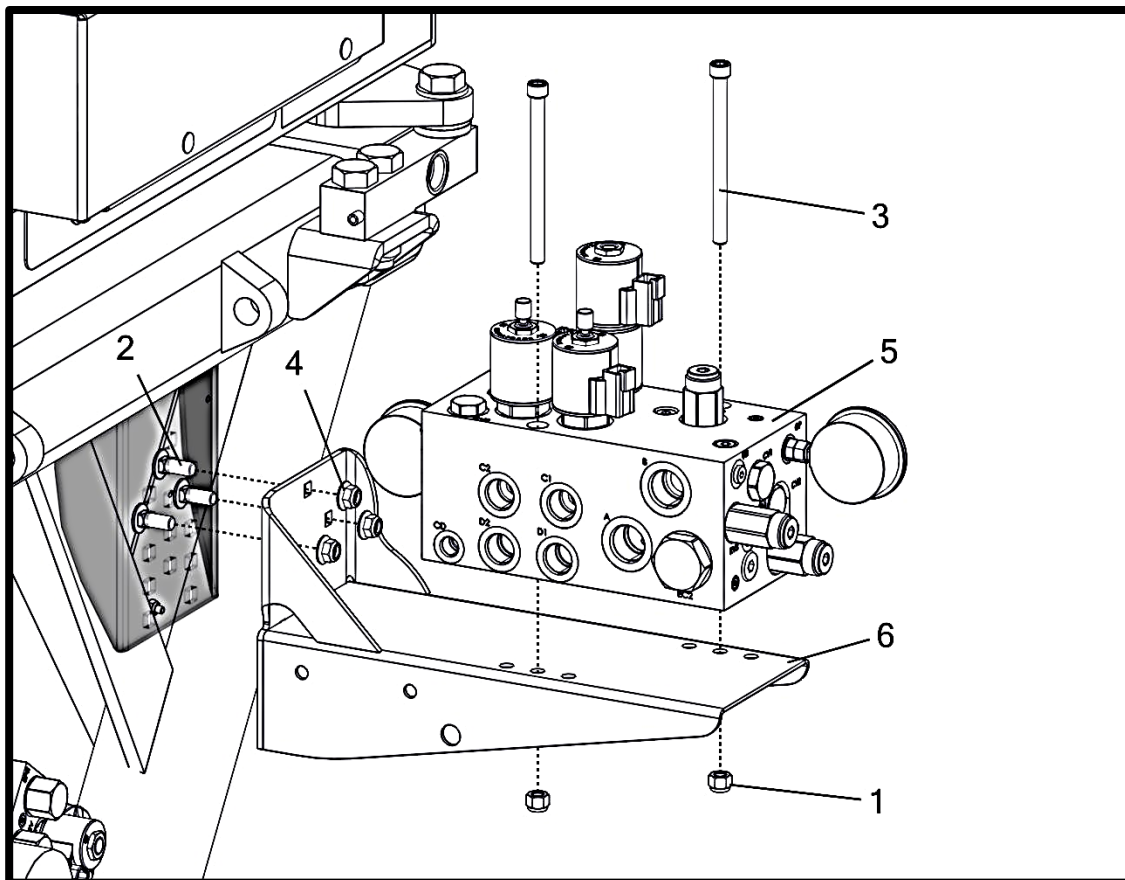
(\*) Included in K002153 - Kit - Base DT 6 Pin Load Cell

## Scale ISO ECU

Item No.	Qty.	Part Number	Description
		<b>A002208</b>	<b>ECU - Sub-Assembly ISO Scale</b>
1	1	M002629	Mount - Bolt-On J-Box
2	2	P000527	Bolt - 5/16-18 x 0.75 x 0.75 Carriage (F593 304 S/S FB) *
3	2	P002224	Nut - 5/16-18 Flange Nylon Lock (18-8 S/S FB) *
4	1	P002279	Node - Scale Link 2 140 Digi-Star ISO

(\*) Included in K002041 - Kit - J-Box Mount Hardware Gen 2

## Manifold - Hydraulic Sub-Assembly and Air Gauge



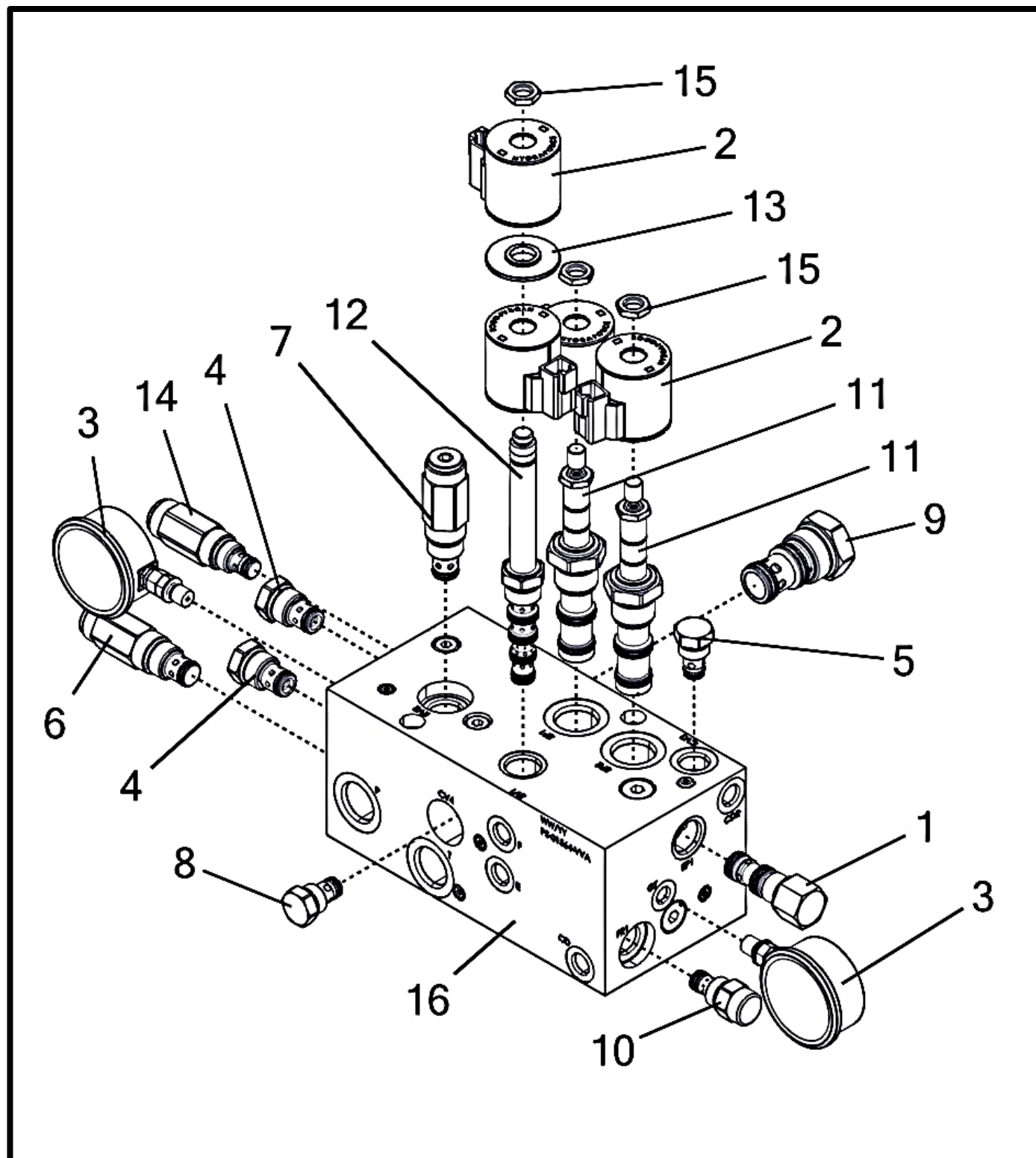
## Manifold - Hydraulic Sub-Assembly and Air Gauge

Item No.	Qty.	Part Number	Description
		<b>A002205_ _</b>	<b>Manifold - Hydraulic Sub-Assembly Gen 2</b>
		<b>A002237_ _</b>	<b>Gauge - Dwyer Air No Logo Gen 2 Sub-Assembly</b>
1	2	P000105	Nut - 3/8-16 Hex Nylon Lock (F594 316 S/S FB) *
2	3	P000504	Bolt - 3/8-16 x 1 x 1 Carriage (GR 5 M/S FA) *
3	2	P000619	Bolt - 3/8-16 x 5 x 1 Socket Head (F593 316 S/S FB) *
4	3	P002205	Nut - 3/8-16 Flange Nylon Lock (GR 5 M/S FA) *
5	1	<b>(R)</b> P003130	Manifold - Hydraulic Dual Product Control (Less Fan Override) (PS-01564-VVA-01)
6	1	W002385_ _	Bracket - Hydraulic Manifold & ECU Controller
7	1	M003104_ _	Mount - Pressure Gauge Gen 2
8	2	P000318	Bolt - 5/16-18 x 0.75 x 0.75 Hex (GR 5 M/S FA) †
9	1	P000812	Gauge - Dwyer Air 0-30" WC (No Logo)
10	2	P002217	Nut - 5/16-18 Flange Nylon Lock (GR 5 M/S FA) †

(\*) Included in K002038 - Kit - Hydraulic Manifold Hardware Gen 2

(†) Included in K002091 - Kit - Instruction Manual Holder Mount Hardware

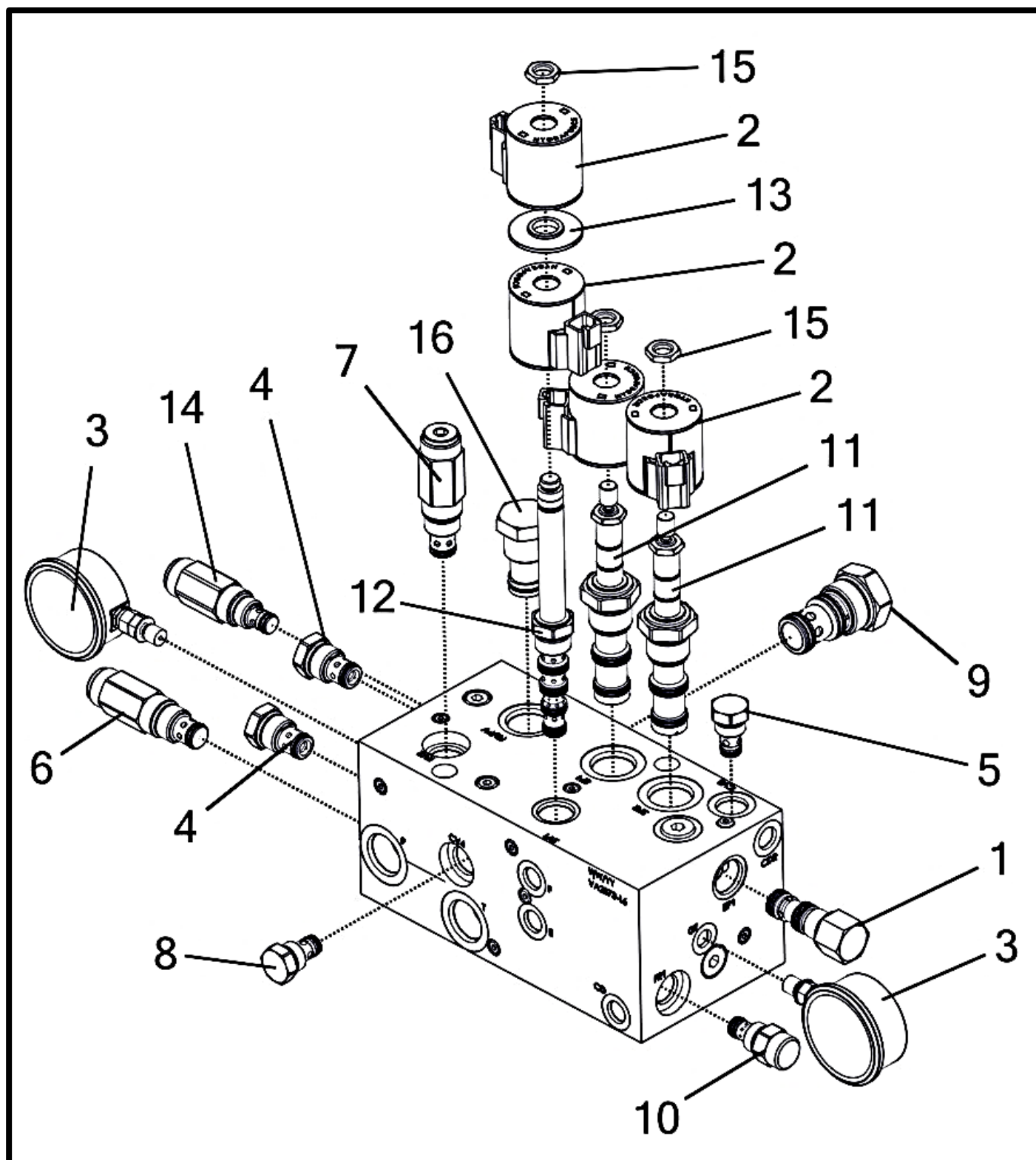
## Manifold - Hydraulic Dual Product Control (P003130) (Hydraulic Slide Gate Only)



## Manifold - Hydraulic Dual Product Control (P003130) (Hydraulic Slide Gate Only)

Item No.	Qty	Part Number	Description
1	1	P000359	Valve - Hyd. - #10 Size EP Logic Element, 20 GPM, 80 PSI (EPFR50-S35-0-N-80)
		P002570	Kit - SK10-3N-MM Replacement Seal
2	4	P000361	E-Coil - #10, 12 VDC, Deutsch DT04-2P (4303712)
3	2	P000362	Gauge - Hyd. - 3000 PSI #4 O-Ring (7/16"-20) (For Manifold P-0352)
		P002581	O-Ring - #4 Buna (4000-04)
4	2	P000904	Valve - Hyd. - 10 Size Check, 2 Way, 20 GPM, 5PSI CV10-20-0-N-05
		P002572	Kit - SK10-2N-T Replacement Seal
5	1	P000905	Valve - Hyd. - 8 Size Check, 2 Way, 8 GPM, 25PSI CV08-20-0-N-25
		P002573	Kit - SK08-2N-T Replacement Seal
6	1	P000908	Valve - Hyd. - 10 Size Relief Differential Poppet 30 GPM, 3000PSI RV10-22H-0-N-35/30
		P002572	Kit - SK10-2N-T Replacement Seal
7	1	P000909	Valve - Hyd. - 10 Size Relief Differential Poppet 10 GPM, 3000PSI RV10-22H-0N-13/10
		P002572	Kit - SK10-2N-T Replacement Seal
8	1	P002506	Valve - Hyd. - 8 Size Check, 2 Way, 20 GPM, 4 PSI CV08-20-0-N-4
		P002573	Kit - SK08-2N-T Replacement Seal
9	1	P002507	Valve - Hyd. - Piloted Spool Type Logic Element 40 PSI EP16-S35-N-40
		P002574	Kit - SK16-3N-MM Replacement Seal
10	1	P002508	Valve - Hyd. - Flow Regulator, Pressure Compensated 20 GPM FR08-20F-0-N-0.20
		P002575	Kit - SK08-2N-8 Replacement Seal
11	2	P002510	Valve - Hyd. - #12 Size Proportional Control, 2-Way, NC, HyPerf w/ Manual Override (PWM) (HSPEC12-32AM-0-X-XX)
		P002577	Kit - HSK12-3-U Replacement Seal
12	1	P002511	Valve - Hyd. - Solenoid-Type, 5-Way, 3 Position SV10-58C-0-N-00
		P002578	Kit - SK10-5N-MMMM Replacement Seal
13	1	P002512	Spacer - Hyd. - #10 E-coil 4539700
14	1	P002514	Valve - Hyd. - Relief, Differential Area Poppet, 2200 PSI RV08-22H-0-N-26/22.00
		P002573	Kit - SK08-2N-T Replacement Seal
15	3	P002517	Nut - Coil 7004400
16	1	P003137	Block - Hydraulic Control (PS-01564-VBL-01)

## Manifold - Gen 2 Hydraulic Control (P003048 - Older Models)

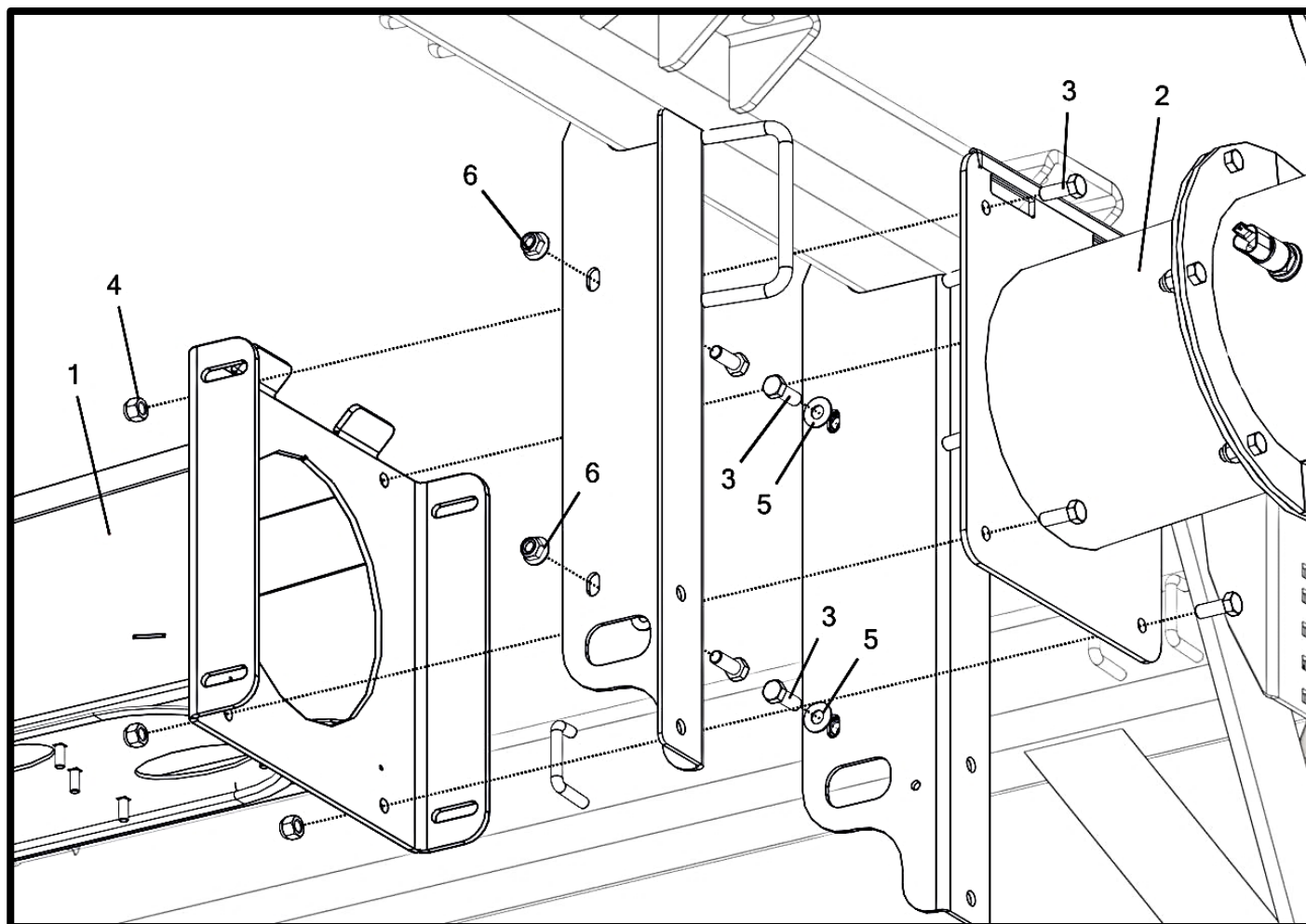


## Manifold - Gen 2 Hydraulic Control (P003048 - Older Models)

Item No.	Qty	Part Number	Description
1	1	P000359	Valve - Hyd. - #10 Size EP Logic Element, 20 GPM, 80 PSI (EPFR50-S35-0-N-80)
		P002570	Kit - SK10-3N-MM Replacement Seal
2	4	P000361	E-Coil - #10, 12 VDC, Deutsch DT04-2P (4303712)
3	2	P000362	Gauge - Hyd. - 3000 PSI #4 O-Ring (7/16"-20)
		P002581	O-Ring - #4 Buna (4000-04)
4	2	P000904	Valve - Hyd. - 10 Size Check, 2 Way, 20 GPM, 5PSI CV10-20-0-N-05
		P002572	Kit - SK10-2N-T Replacement Seal
5	1	P000905	Valve - Hyd. - 8 Size Check, 2 Way, 8 GPM, 25PSI CV08-20-0-N-25
		P002573	Kit - SK08-2N-T Replacement Seal
6	1	P000908	Valve - Hyd. - 10 Size Relief Differential Poppet 30 GPM, 3000PSI RV10-22H-0-N-35/30
		P002572	Kit - SK10-2N-T Replacement Seal
7	1	P000909	Valve - Hyd. - 10 Size Relief Differential Poppet 10 GPM, 3000PSI RV10-22H-0N-13/10
		P002572	Kit - SK10-2N-T Replacement Seal
8	1	P002506	Valve - Hyd. - 8 Size Check, 2 Way, 20 GPM, 4 PSI CV08-20-0-N-4
		P002573	Kit - SK08-2N-T Replacement Seal
9	1	P002507	Valve - Hyd. - Piloted Spool Type Logic Element 40 PSI EP16-S35-N-40
		P002574	Kit - SK16-3N-MM Replacement Seal
10	1	P002508	Valve - Hyd. - Flow Regulator, Pressure Compensated 20 GPM FR08-20F-0-N-0.20
		P002575	Kit - SK08-2N-8 Replacement Seal
11	2	P002510	Valve - Hyd. - #12 Size Proportional Control, 2-Way, NC, HyPerf w/ Manual Override (PWM) (HSPEC12-30AM-0-X-XX)
		P002577	Kit - HSK12-3-U Replacement Seal
12	1	P002511	Valve - Hyd. - Solenoid-Type, 5-Way, 3 Position SV10-58C-0-N-00
		P002578	Kit - SK10-5N-MMMM Replacement Seal
13	1	P002512	Spacer - Hyd. - #10 E-coil 4539700
14	1	P002514	Valve - Hyd. - Relief, Differential Area Poppet, 2200 PSI RV08-22H-0-N-26/22.00
		P002573	Kit - SK08-2N-T Replacement Seal
15	3	P002517	Nut - Coil 7004400
16	1	P003051	Fitting - Hyd. Manifold Cavity Plug (#12 2 Way Blocked) (CP12-20-N)
		P002571	Kit - SK12-2N-T Replacement Seal



## Fan And Plenum Area





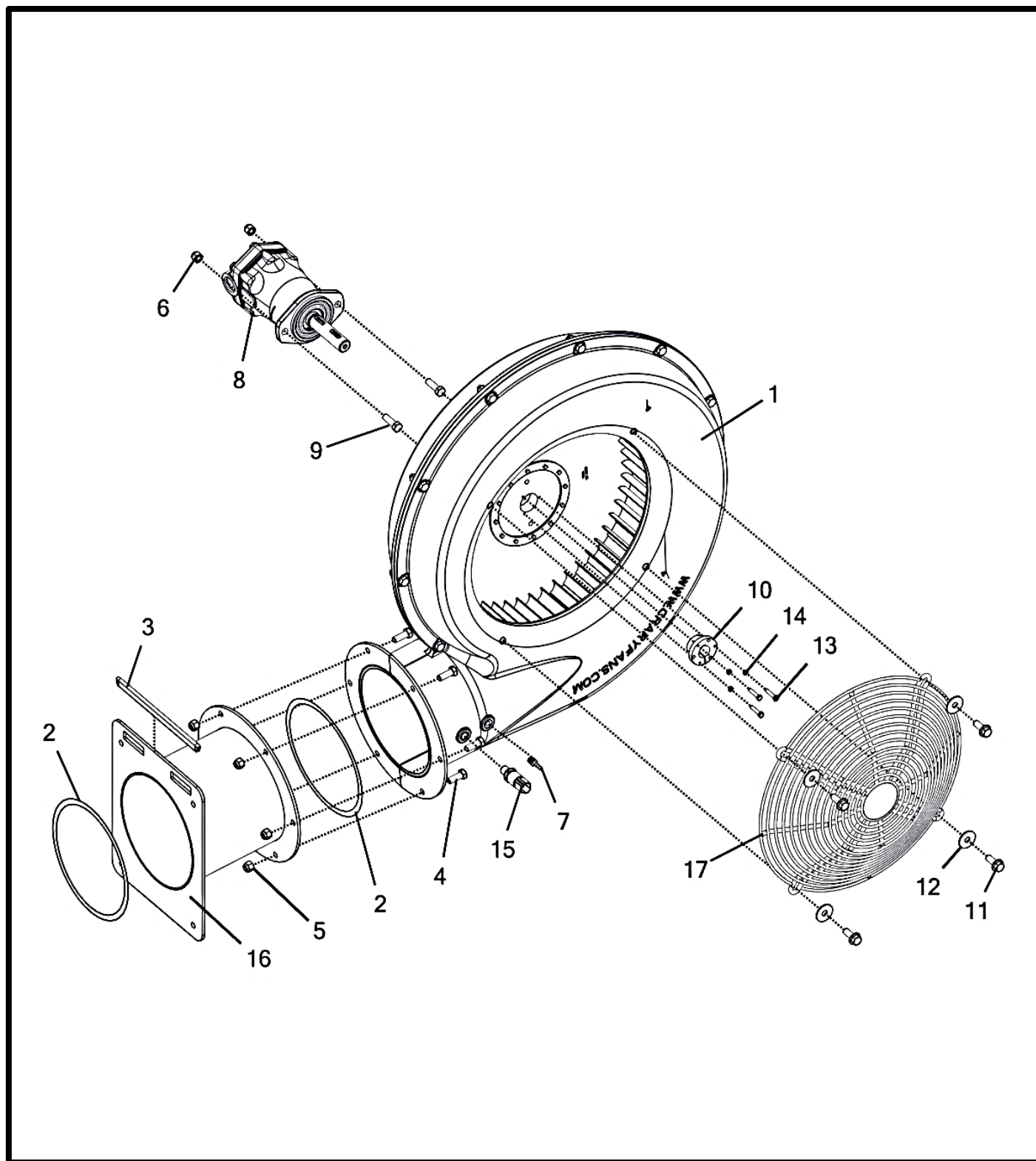
## Fan And Plenum Area

Item No.	Qty	Part Number	Description
1	1	A002010	Plenum - 18 Row Gen 2 Assembly
2	1	A002409_ _	Assembly - 8" Fan/Plenum Transition (5°)
3	8	P000097	Bolt - 3/8-16 x 1 x 1 Hex (F593 304 S/S FB) * †
4	4	P000105	Nut - 3/8-16 Hex Nylon Lock (F594 316 S/S FB) †
5	4	P000111	Washer - 3/8" Flat (0.875" OD) (18-8 S/S FB) *
6	4	P002225	Nut - 3/8-16 Flange Nylon Lock (18-8 S/S FB) *

(\*) Included in K002221 - Kit - Plenum Mount Hardware Gen 2

(†) Included in K002057 - Kit - Fan Mount Hardware Gen 2

## Fan / Transition Assembly



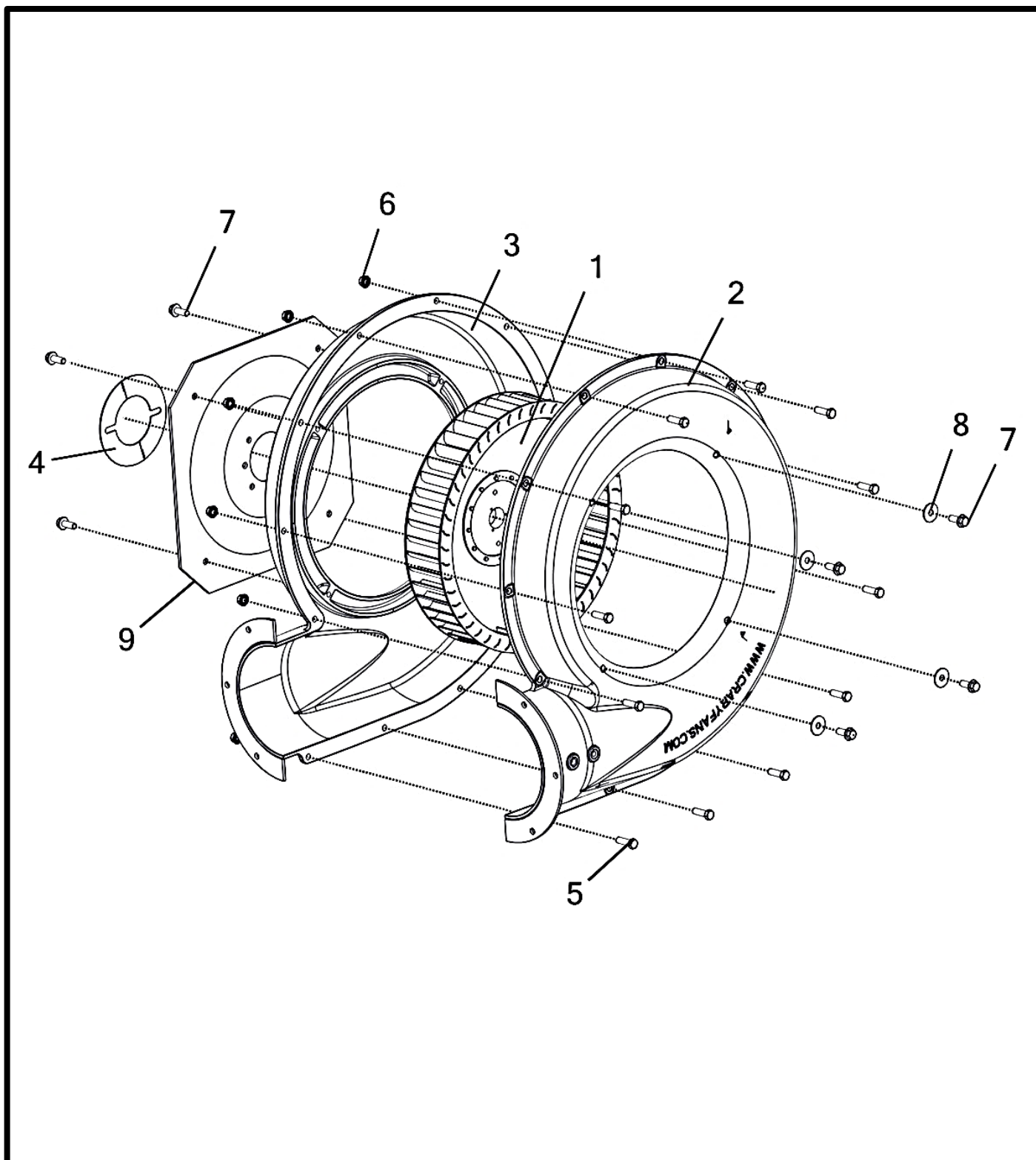
## Fan / Transition Assembly

Item No.	Qty	Part Number	Description
		<b>A002409__</b>	<b>Assembly - 8" Fan/Plenum Transition (5°)</b>
1	1	A002408	Fan - Cray 8" CCW Flange (51690) (Assembly)
2	2	M002475	Gasket - Fan Transition Seal
3	1	M003086	Trim - Plenum Transition Plate Edge (9")
4	6	P000039	Bolt - 3/8-16 x 1 x 1 Hex (GR 5 M/S FA) *
5	6	P000057	Nut - 3/8-16 Hex Nylon Lock (GR 5 M/S FA) *
6	2	P000105	Nut - 3/8-16 Hex Nylon Lock (F594 316 S/S FB) *
7	1	P000125	Fitting - Air - 3/16" Hose Barb x 1/8 NPT
8	1	P000354	Motor - Eaton 16 & 24 Row Fan (74118)
9	2	P000416	Bolt - 3/8-16 x 1.25 x 1 Hex (F593 304 S/S FB) *
10	1	P000833	Bushing - QD Taper Lock JA x .875" Bore x .25" Keyway
11	8	P002697	Bolt - 3/8-16 x 1 x 1 Flange (GR 5 M/S FH)
12	4	P002698	Washer - 3/8" Fender (1.25" OD) (GR 5 M/S FC)
13	3	P002699	Screw - #10-24 x 1 Machine Hex Head (GR 5 M/S FG) †
14	3	P002700	Washer - #10 Split Lock (0.334" OD) (GR 5 M/S FG) †
15	1	P002731	Sensor - Air Pressure 3-Pin (0-3.6 psi) (1/4 NPT)
16	1	W002527__	Transition - 8" Fan/Plenum 5° Gen 2
17	1	W002528__	Screen - 8" Cray Fan Inlet

(\*) Included in K002152 - Kit - Fan / Transition Hardware Gen 2 (2018+)

(†) Included in K002140 - Kit - Fan Hub Hardware (QD Bushing) (JA)

## Fan Assembly



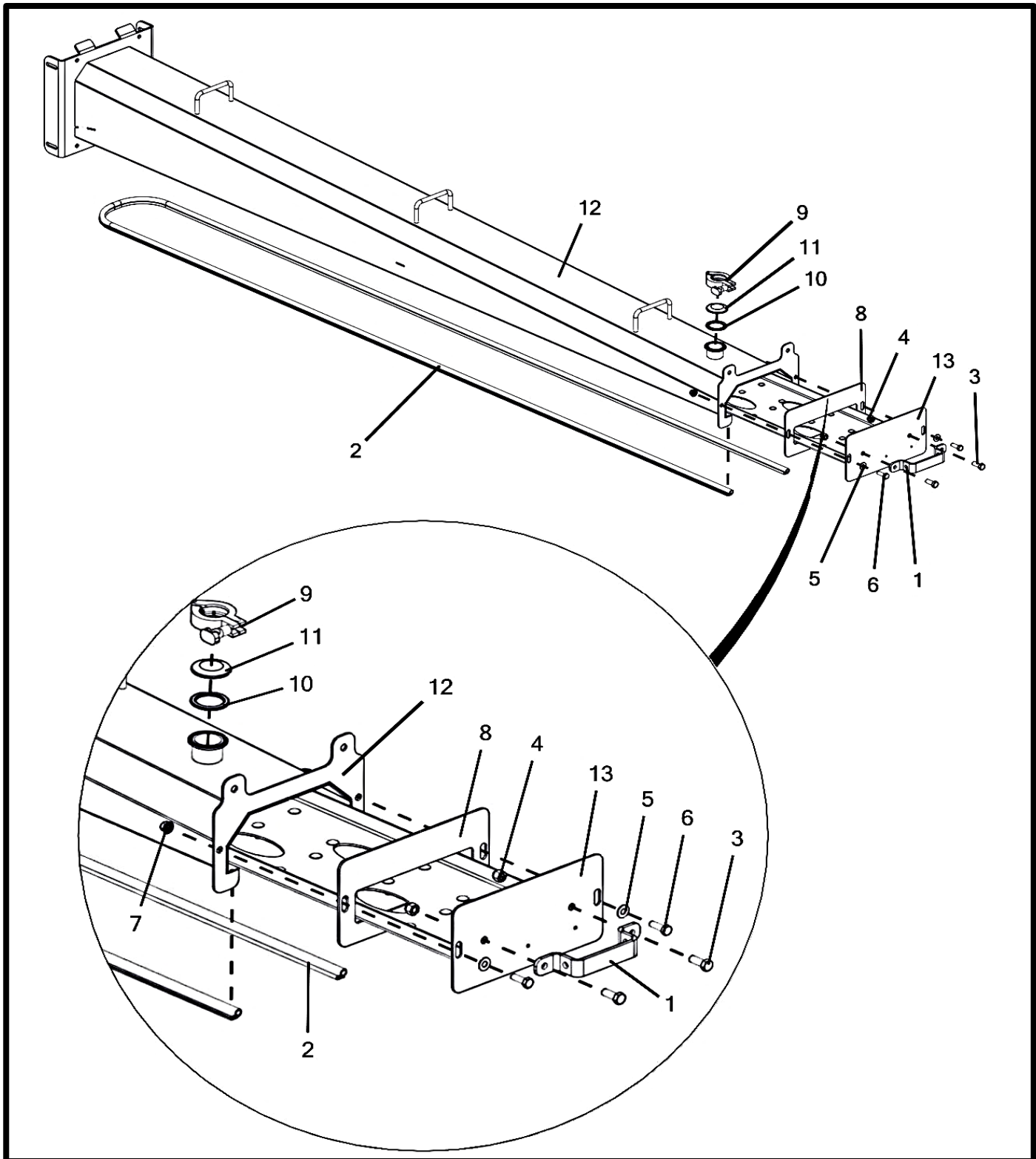
## Fan Assembly

Item No.	Qty	Part Number	Description
		<b>A002408</b>	<b>Fan - Crary 8" CCW Flange (Assembly)</b>
1	1	P002082	Fan - Crary 8" (17374)
2	1	P002399	Housing - Crary 8" Flange Mount Inlet Side (LH)
3	1	P002400	Housing - Crary 8" Flange Mount Motor Side (RH)
4	1	P002533__	Plate - Fan Motor Mount Spacer Crary 6" (24973-12)
5	12	P002695	Bolt - 3/8-16 x 1.25 x 1.25 Hex (GR 5 M/S FC) *
6	12	P002696	Nut - 3/8-16 Flange (GR 5 M/S FC) *
7	8	P002697	Bolt - 3/8-16 x 1 x 1 Flange (GR 5 M/S FH) †
8	4	P002698	Washer - 3/8" Fender (1.25" OD) (GR 5 M/S FC) †
9	1	P002716__	Plate - Fan Motor Mount Crary 8" (9/16" Offset)

(\*) Included in K002025 - Kit - Crary Fan 8" Hardware

(†) Included in K002167 - Kit - Crary 8" Fan Screen And Motor Mount Hardware

## Plenum Assembly

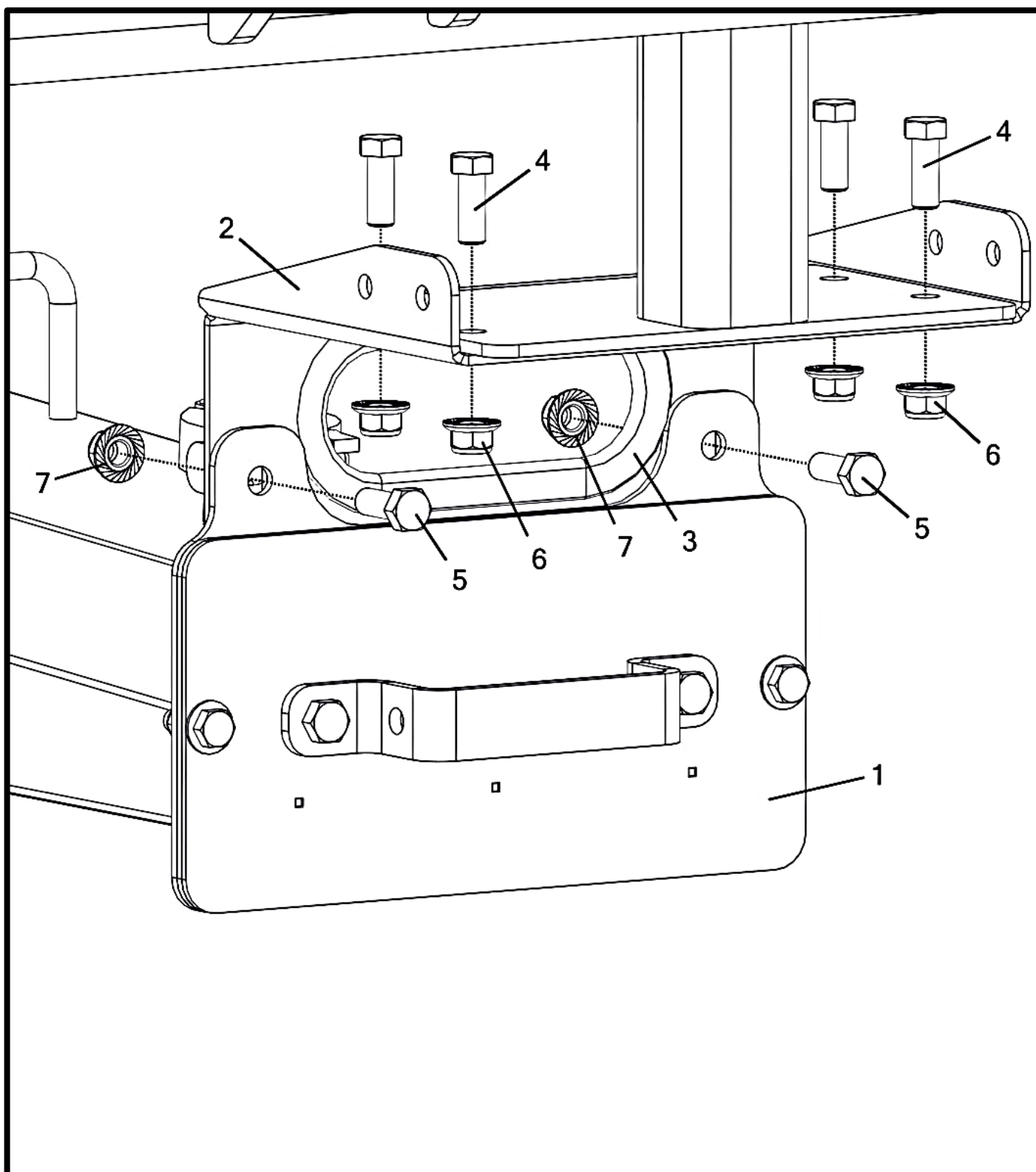


## Plenum Assembly

Item No.	Qty	Part Number	Description
		<b>A002010</b>	<b>Plenum - 18 Row Gen 2 Assembly</b>
1	1	M000016	Handle - Poly Lid
2	1	M002236	Seal - Plenum Edge Grip
3	2	P000097	Bolt - 3/8-16 x 1 x 1 Hex (F593 304 S/S FB) *
4	2	P000105	Nut - 3/8-16 Hex Nylon Lock (F594 316 S/S FB) *
5	2	P000109	Washer - 5/16" Flat (0.75" OD) (18-8 S/S FB) *
6	2	P000711	Bolt - 5/16-18 x 1 x 0.875 Hex (F593 304 S/S FB) *
7	2	P002224	Nut - 5/16-18 Flange Nylon Lock (18-8 S/S FB) *
8	1	P002243	Gasket - Plenum Tray Seal
9	1	P002252	Clamp- 1-1/2" Sanitary Fitting
10	1	P002257	Gasket - 1-1/2" Sanitary O-Ring Flange
11	1	P002258	Cap- 1" To 1 1/2" Sanitary Quick Clamp
12	1	W002022	Plenum - 18 Row Weldment
13	1	W002436	Tray - Plenum Air Chamber Mount Gen 2

(\*) Included in K002042 - Kit - Plenum Assembly Hardware Gen 2

## Rear Plenum Area



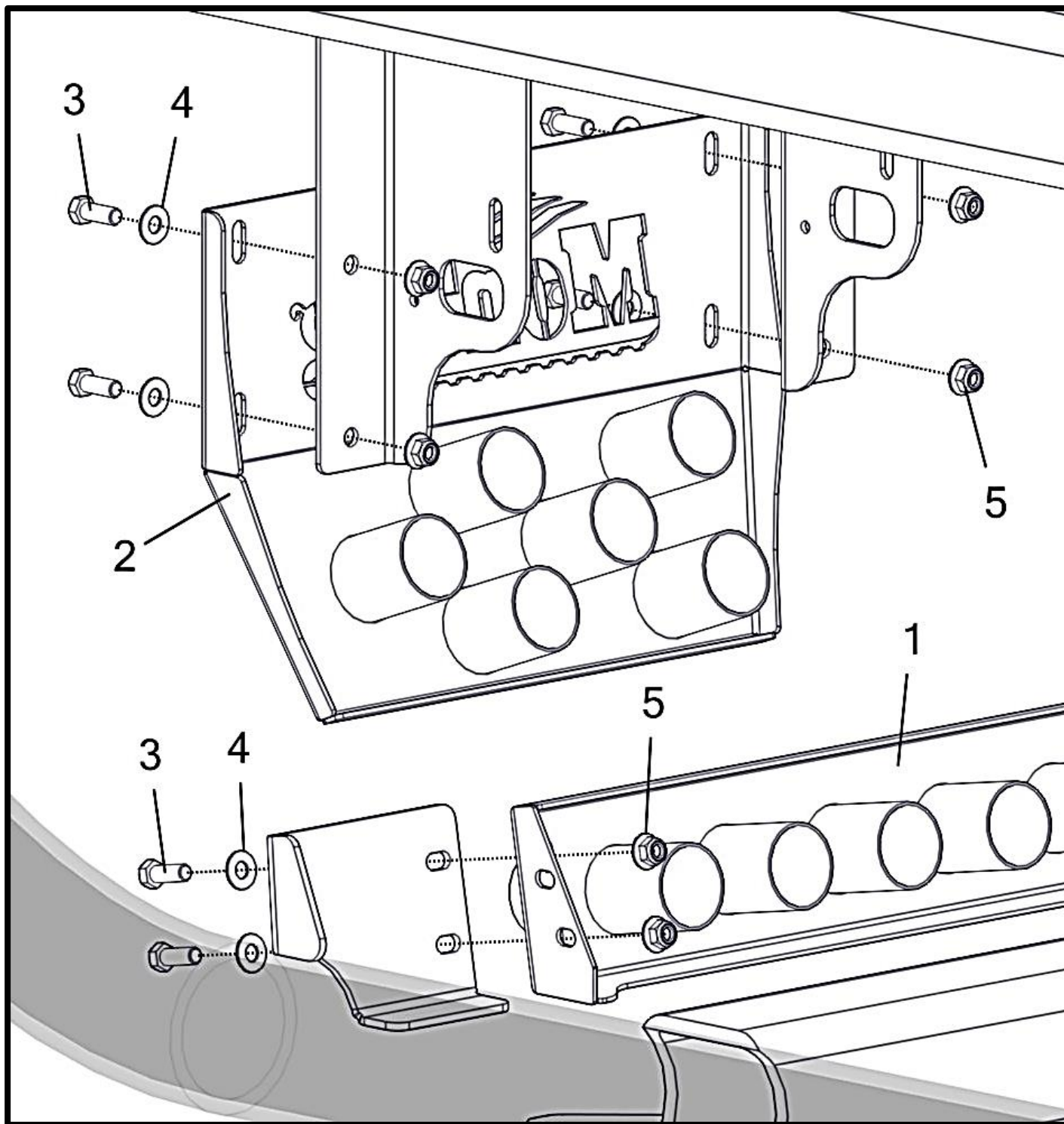


## Rear Plenum Area

Item No.	Qty	Part Number	Description
		<b>A002209__</b>	<b>Plenum - Air Sub-Assembly Gen 2</b>
1	1	A002010	Plenum - 18 Row Gen 2 Assembly
2	1	M002112__	Bracket - Rear Plenum Mount Gen 2
3	1	M003068	Trim - Plenum Rear Mount Bracket
4	4	P000039	Bolt - 3/8-16 x 1 x 1 Hex (GR 5 M/S FA) *
5	2	P000097	Bolt - 3/8-16 x 1 x 1 Hex (F593 304 S/S FB) *
6	4	P002205	Nut - 3/8-16 Flange Nylon Lock (GR 5 M/S FA) *
7	2	P002225	Nut - 3/8-16 Flange Nylon Lock (18-8 S/S FB) *

(\*) Included in K002221 - Kit - Plenum Mount Hardware Gen 2

## Air Hose Manifolds

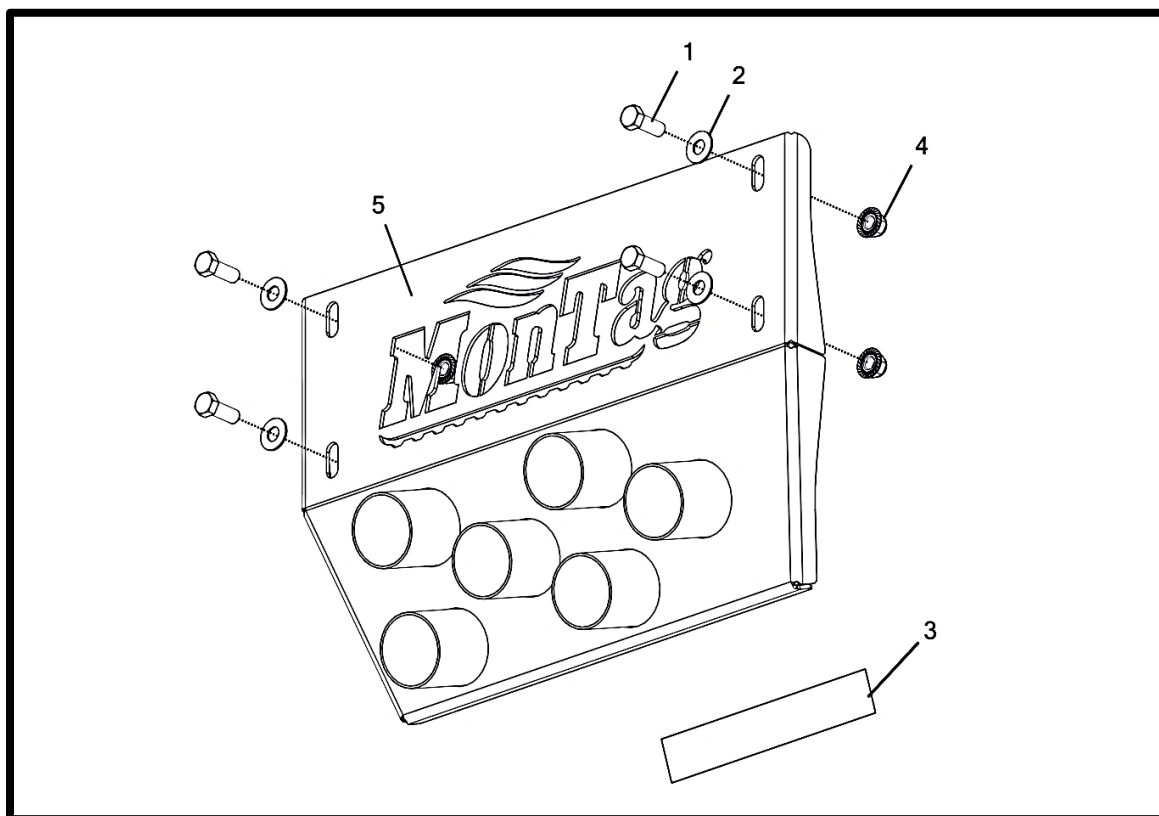


## Air Hose Manifolds

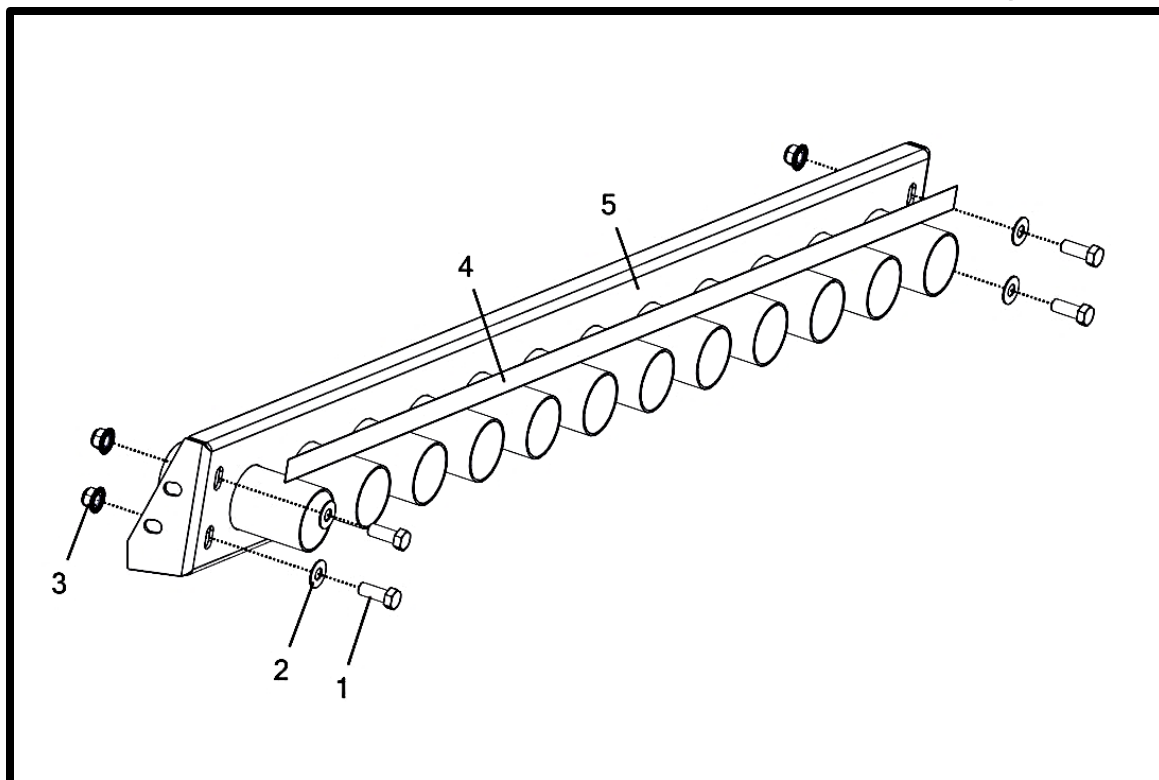
Item No.	Qty.	Part Number	Description
1	1	A002206	Manifold - Lower Air Hose Sub-Assembly
2	1	A002207	Manifold - Upper Air Hose Sub-Assembly
3	8	P000097	Bolt - 3/8-16 x 1 x 1 Hex (F593 304 S/S FB) *
4	8	P000111	Washer - 3/8" Flat (0.875" OD) (18-8 S/S FB) *
5	8	P002225	Nut - 3/8-16 Flange Nylon Lock (18-8 S/S FB) *

(\*) Included in K002040 - Kit - Air Hose Manifold Hardware Gen 2 (QTY. 2)

## Upper Air Hose Manifold Sub-Assembly



## Lower Air Hose Manifold Sub-Assembly



## Manifold - Upper Air Hose Sub-Assembly

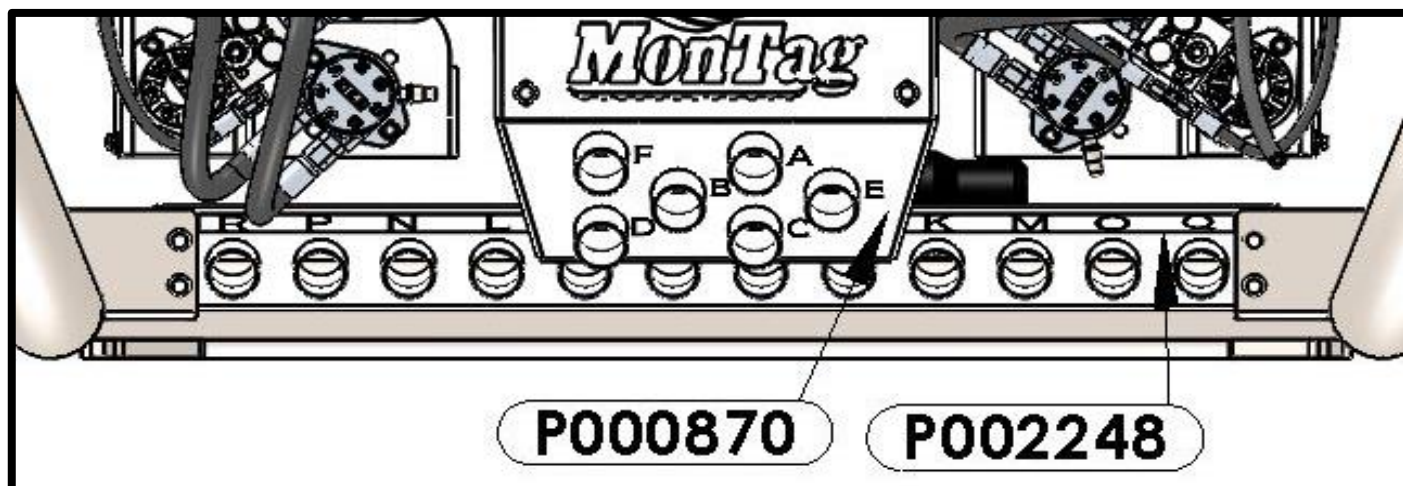
Item No.	Qty.	Part Number	Description
		<b>A002207</b>	<b>Manifold - Upper Air Hose Sub-Assembly</b>
1	4	P000097	Bolt - 3/8-16 x 1 x 1 Hex (F593 304 S/S FB) *
2	4	P000111	Washer - 3/8" Flat (0.875" OD) (18-8 S/S FB) *
3	1	P000870	Decal - Front Manifold Label (A-F)
4	4	P002225	Nut - 3/8-16 Flange Nylon Lock (18-8 S/S FB) *
5	1	W002526	Manifold - Front "Montag" 6 Row Hose Gen 2

(\*) Included in K002040 - Kit - Air Hose Manifold Hardware Gen 2

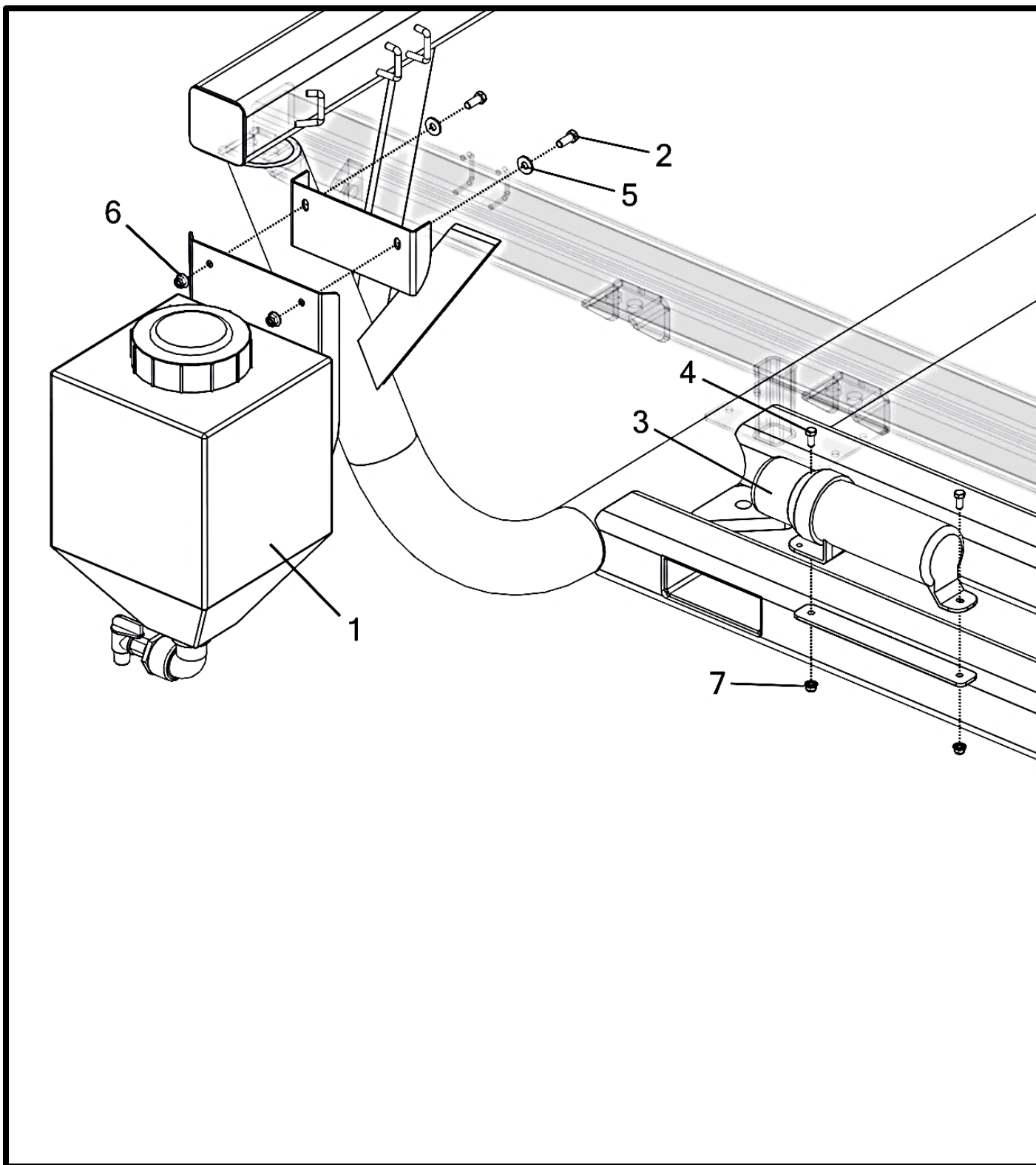
## Manifold - Lower Air Hose Sub-Assembly

Item No.	Qty.	Part Number	Description
		<b>A002206</b>	<b>Manifold - Lower Air Hose Sub-Assembly</b>
1	4	P000097	Bolt - 3/8-16 x 1 x 1 Hex (F593 304 S/S FB) *
2	4	P000111	Washer - 3/8" Flat (0.875" OD) (18-8 S/S FB) *
3	4	P002225	Nut - 3/8-16 Flange Nylon Lock (18-8 S/S FB) *
4	1	P002248	Decal - Back Manifold Row Label (G-R) (Gen 2)
5	1	W002374	Manifold - 12 Hole Hose Single Row

(\*) Included in K002040 - Kit - Air Hose Manifold Hardware Gen 2



## Rinse Tank And Manual Holder



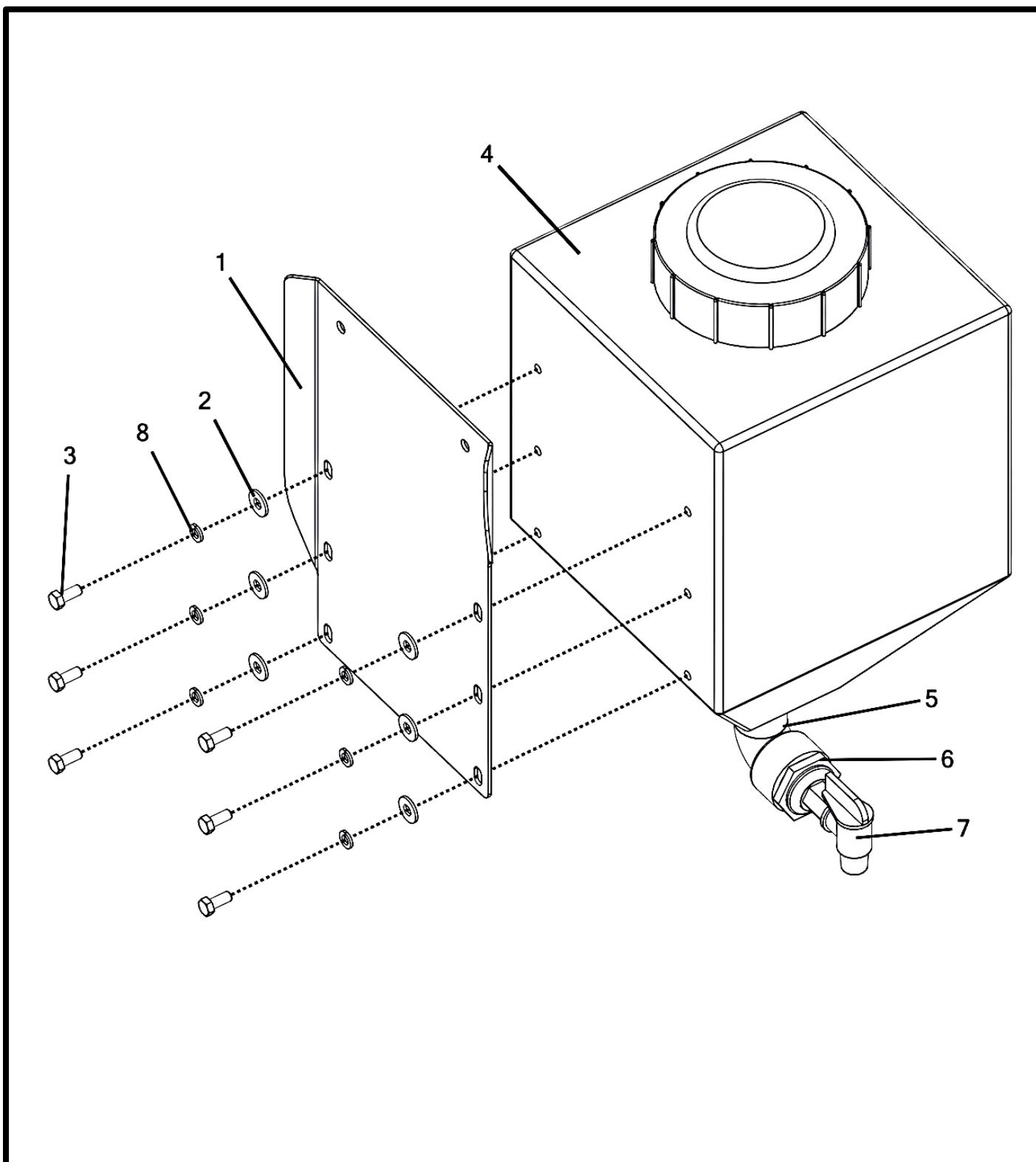
## Rinse Tank And Manual Holder

Item No.	Qty.	Part Number	Description
1	1	A002156__	Tank - Rinse Tank w/ Bracket And Hardware
2	2	P000039	Bolt - 3/8-16 x 1 x 1 Hex (GR 5 M/S FA) *
3	1	P000317	Holder - Instruction Manual
4	2	P000318	Bolt - 5/16-18 x 0.75 x 0.75 Hex (GR 5 M/S FA) *
5	2	P000752	Washer - 3/8" USS Flat (1" OD) (GR 5 M/S FA) *
6	2	P002205	Nut - 3/8-16 Flange Nylon Lock (GR 5 M/S FA) *
7	2	P002217	Nut - 5/16-18 Flange Nylon Lock (GR 5 M/S FA) *

(\*) Included in K002045 - Kit - Misc. Rear Mounting Hardware Gen 2



## Tank - Rinse Tank w/ Bracket And Hardware



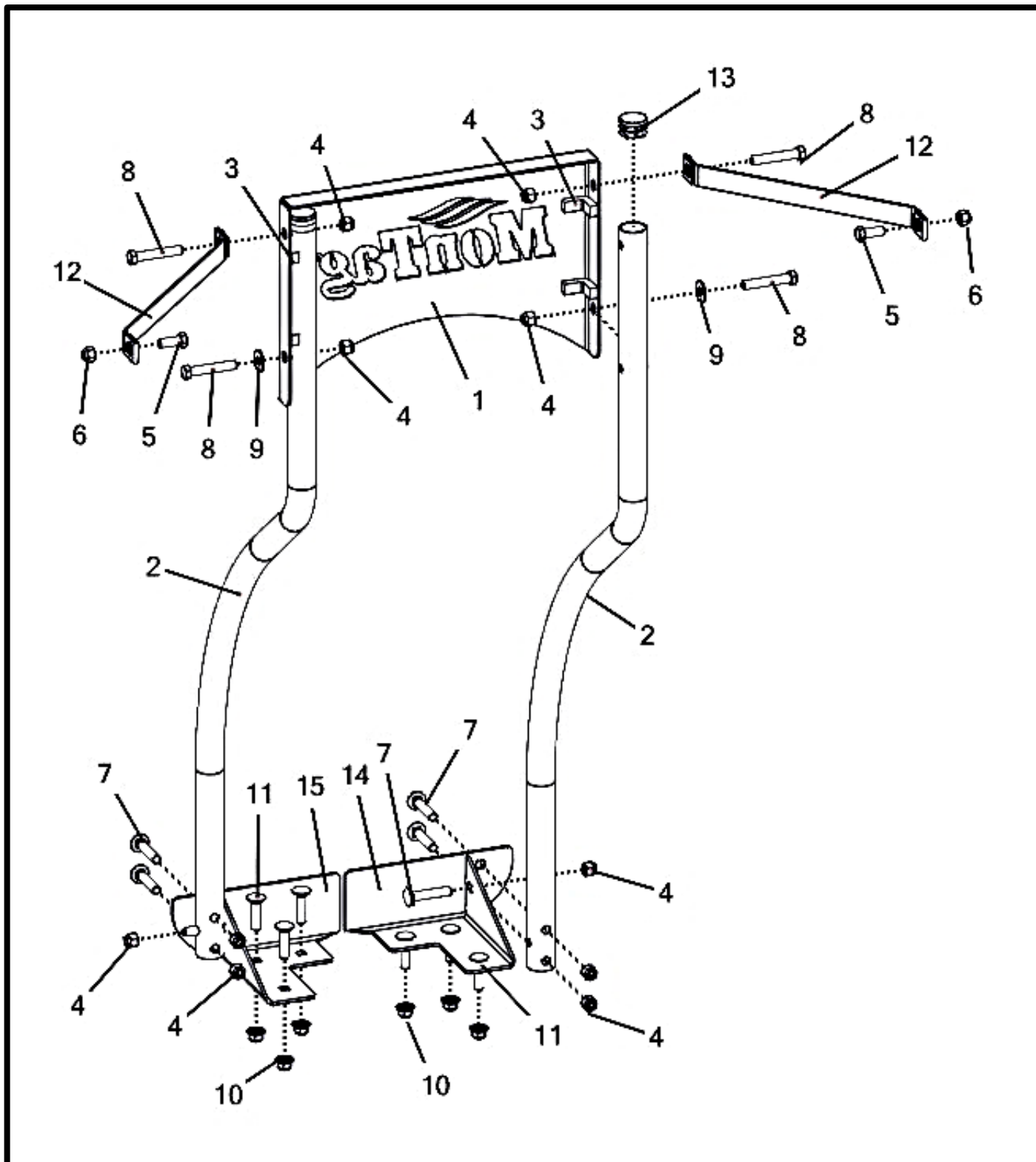


## Tank - Rinse Tank w/ Bracket And Hardware

Item No.	Qty.	Part Number	Description
		<b>A002156__</b>	<b>Tank - Rinse Tank w/ Bracket And Hardware</b>
1	1	M002601__	Plate - Wash Tank Mount
2	6	P000294	Washer - 5/16" USS Flat (0.875" OD) (GR 5 M/S FA) *
3	6	P000318	Bolt - 5/16-18 x 0.75 x 0.75 Hex (GR 5 M/S FA) *
4	1	P002230	Tank - 5 Gallon Rinse
5	1	P002261	Fitting - 90° Street Elbow 1-1/4
6	1	P002263	Fitting - Pipe Reducer 1-1/4 x 3/4
7	1	P002264	Valve - 3/4 Drum Faucet (Clear/White)
8	6	P002377	Washer - 5/16" Split Lock (0.583" OD) (GR 5 M/S FA) *

(\*) Included in K002044 - Kit - Rinse Tank Sub-Assembly Hardware

## Front Platform Stop Rail

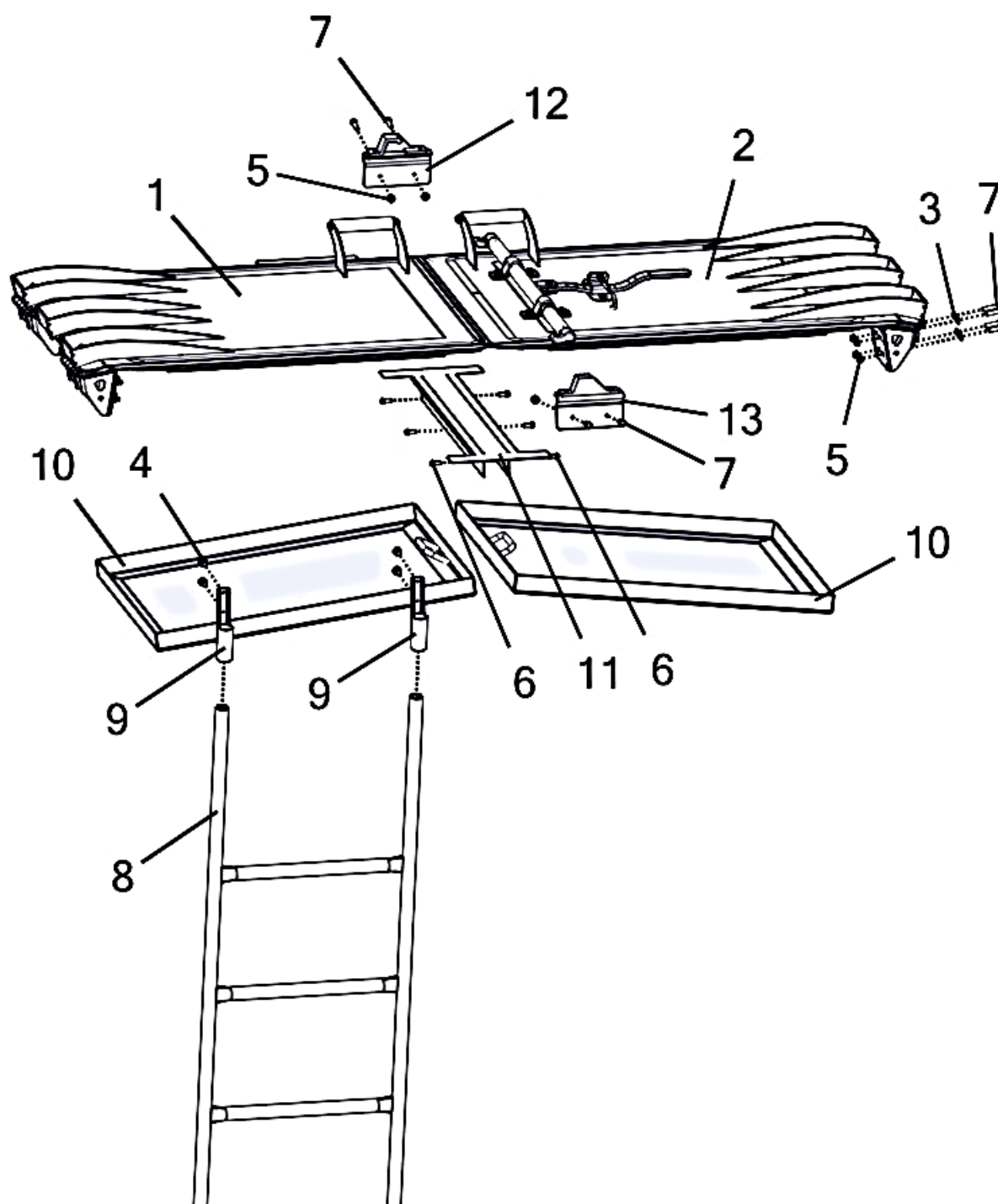


## Front Platform Stop Rail

Item No.	Qty.	Part Number	Description
		<b>A002136__</b>	<b>Rail - Front Platform Stop W/Toe Kick</b>
1	1	M002553__	Plate- Platform Rail stop
2	2	M002607__	Rail- Front Platform Stop
3	4	M002714	Seal - Adhesive Foam 1/4" x 1/2" x 2"
4	10	P000057	Nut - 3/8-16 Hex Nylon Lock (GR 5 M/S FA) *
5	2	P000097	Bolt - 3/8-16 x 1 x 1 Hex (F593 304 S/S FB) *
6	2	P000105	Nut - 3/8-16 Hex Nylon Lock (F594 316 S/S FB) *
7	6	P000418	Bolt - 3/8-16 x 2 x 1 Carriage (GR 5 M/S FA) *
8	4	P000462	Bolt - 3/8-16 x 2.25 x 1 Hex (GR 5 M/S FA) *
9	2	P000752	Washer - 3/8" USS Flat (1" OD) (GR 5 M/S FA) *
10	6	P002225	Nut - 3/8-16 Flange Nylon Lock (18-8 S/S FB) *
11	6	P002242	Bolt - 3/8-16 x 1.5 x 1 Carriage (F593 304 S/S FB) *
12	2	P002256	Strap - 1" X 12.5" Safety
13	2	P002380	Cap - Plastic Insert - 1-1/4 x 16 Gauge
14	1	W002387__	Gusset- Front Platform Stop ( RH )
15	1	W002388__	Gusset- Front Platform Stop ( LH )

(\*) Included in K002047 - Kit - Front Rail Stop Assembly Hardware

## Lids and Upper Tank Area



## Lids and Upper Tank Area

Item No.	Qty	Part Number	Description
		<b>A002493</b>	<b>Lids - Poly Tank Sub-Assembly Gen 2 w/ Flange</b>
1	1	A002486	Lid - Poly Tank Bottom Gen 2 2218 w/ Flange
2	1	A002487	Lid - Poly Tank Top Gen 2 2218 w/ Flange
3	16	P000107	Washer - 1/4" Flat (0.625" OD) (18-8 S/S FB) *
4	4	P002249	Rivet - 3/16" Large Flange 5/8"-3/4" Grip (18-8 S/S FB) ‡
5	20	P002291	Nut - 1/4-20 Flange Nylon Lock (18-8 S/S FB) †
6	6	P002374	Screw - #12-11 x 0.75 Sheet Metal Hex Washer Head Slotted (18-8 S/S FB)
7	20	P002474	Bolt - 1/4-20 x 1.25 x 0.75 Hex (F593 304 S/S FB) *
8	1	W002359	Ladder - Poly Tank Gen 2 Inside
9	2	W002368	Bracket - Inside Tank Ladder Hold Gen II-D
10	2	W002540	Screen - Gen 2 Tank (3/4" C/C) (4 Total Per Machine)
	1	W002370	Screen - Gen 2 Tank (1/2" C/C) (2 Total Per Machine)
11	1	W002390	Bracket - Lid Center Seal Gen 2
12	1	W002392	Bracket - Bar Cam Lock Keeper (Inside)
13	1	W002393	Bracket - Cam Bar Lock Keeper (Outside)

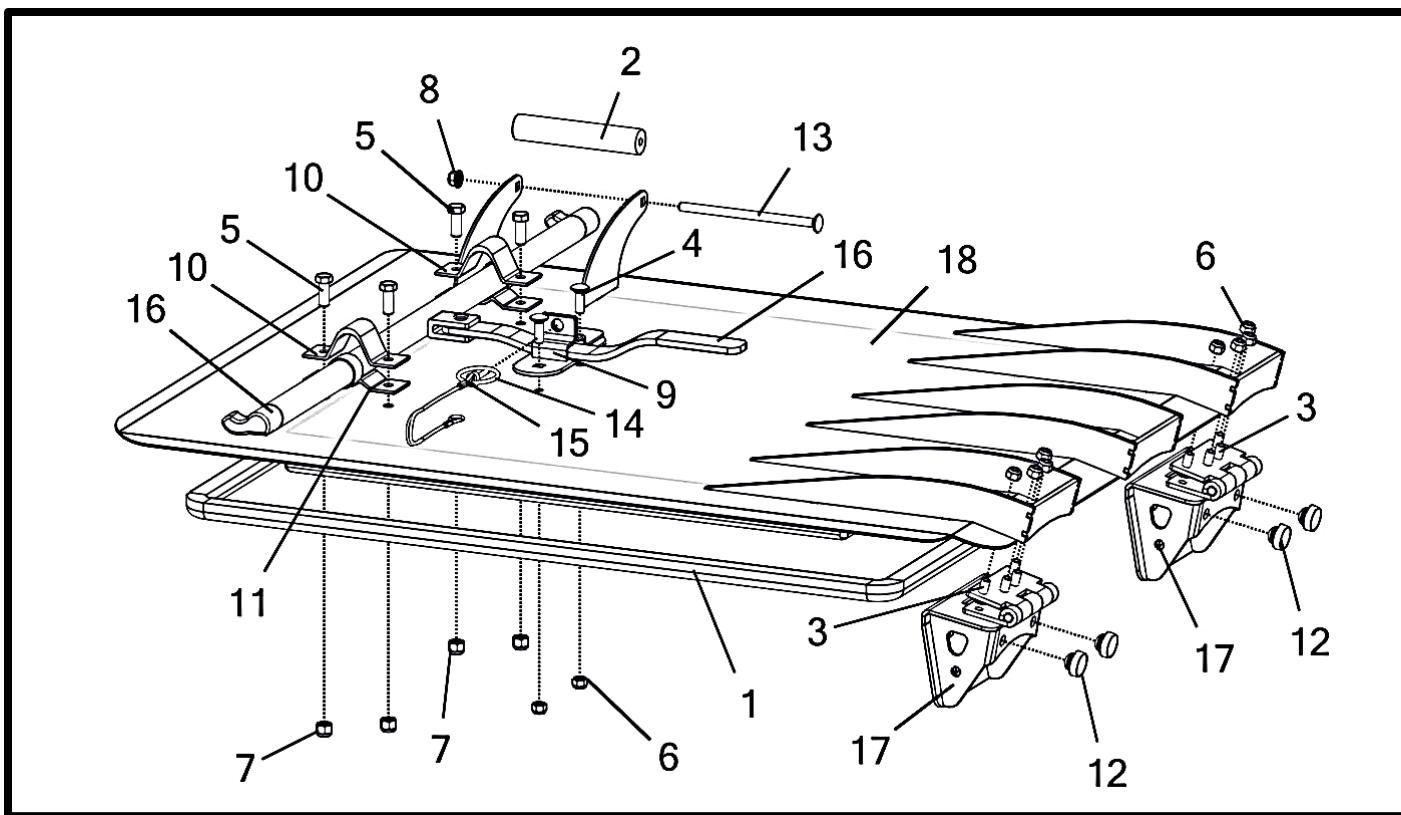
(\*) Included in K002050 - Kit - Lid/Tank Assembly Outside Hardware Gen 2

(†) Included in K002051 - Kit - Lid/Tank Assembly Inside Hardware Gen 2,

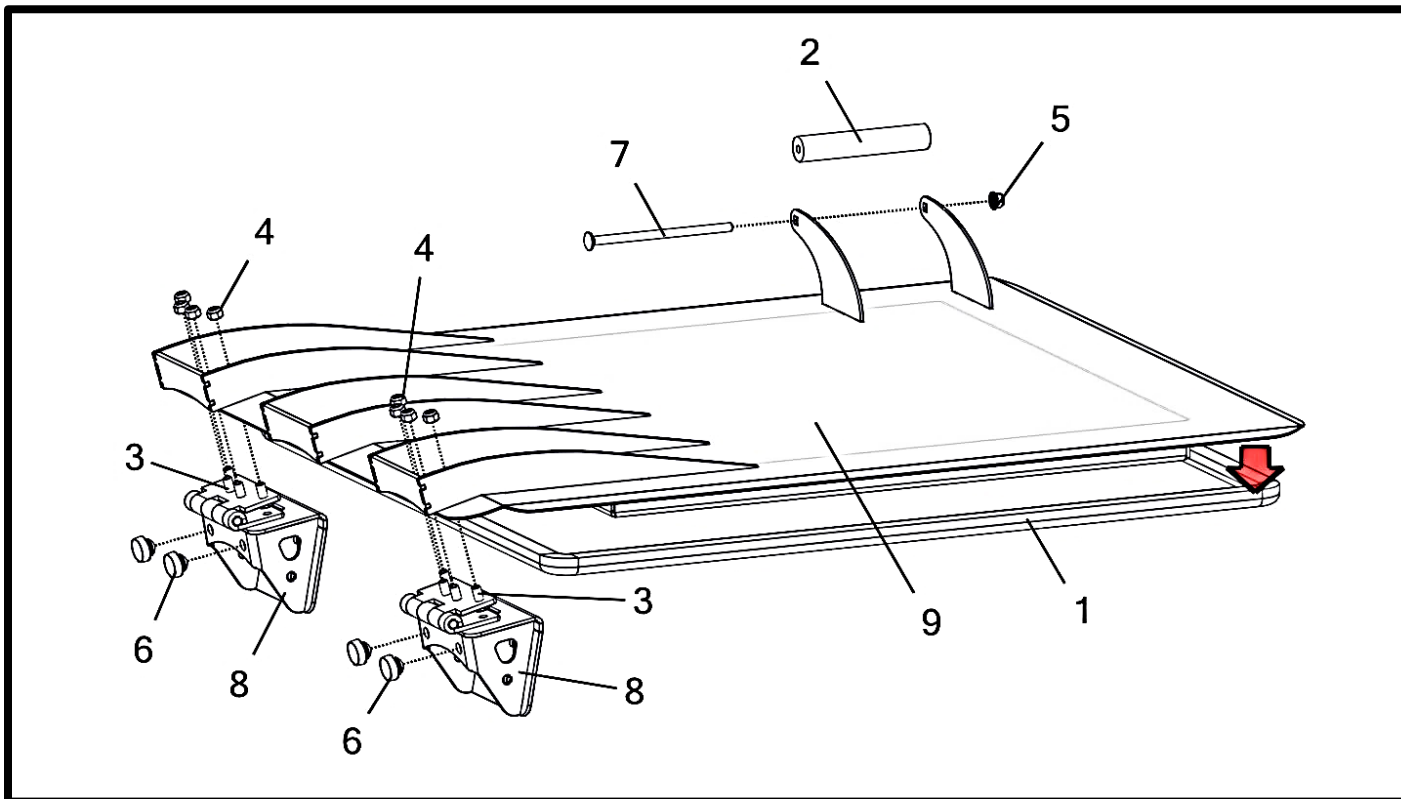
(‡) Included in K002147 - Kit - Misc. Inside Tank Hardware Gen 2

QTY'S SHOWN IN BOM ARE FOR ONE TANK

## Tank Lid - Top



## Tank Lid Bottom



## Tank Lid - Top

Item No.	Qty	Part Number	Description
		<b>A002487</b>	Lid - Poly Tank Top Gen 2 2218 w/ Flange
1	1	M002608	Seal - Poly Lid Gasket Gen 2
2	1	M002804	Handle - Lid Gen 2
3	8	P000093	Bolt - 5/16-18 x 0.75 x 0.75 Hex (F593 304 S/S FB) *
4	2	P000094	Bolt - 5/16-18 x 1 x 1 Carriage (F593 304 S/S FB) †
5	4	P000097	Bolt - 3/8-16 x 1 x 1 Hex (F593 304 S/S FB) †
6	10	P000104	Nut - 5/16-18 Hex Nylon Lock (F594 316 S/S FB) * †
7	4	P000105	Nut - 3/8-16 Hex Nylon Lock (F594 316 S/S FB) †
8	1	P002224	Nut - 5/16-18 Flange Nylon Lock (18-8 S/S FB) *
9	1	P002267	Bracket - Hasp Bar Lock
10	2	P002269	Bracket - Top Lid Pipe Retainer
11	2	P002270	Bracket - Bottom Pipe Retainer
12	4	P002433	Bumper - SBR Rubber Push-In, 1" x 5/16" x 1/2"
13	1	P002451	Bolt - 5/16-18 x 6 x 0.875 Carriage (F593 304 S/S FB) *
14	1	P002612	Pin - 3/16" x 1-3/8" Lynch (18-8 S/S FB)
15	1	P002828	Lanyard - .063" x 12" S/S Cable (PVC Coated)
16	1	W002391	Lock - Lid Cam Bar
17	2	W002438	Bracket - Tank Lid Hinge Gen 2
18	1	W002688	Lid - Top Poly Tank Gen 2 2218 w/Flange

(\*) Included in K002048 - Kit - Lid Assembly Hardware Gen 2

(†) Included in K002049 - Kit - Lid Bar Lock Hardware Gen 2

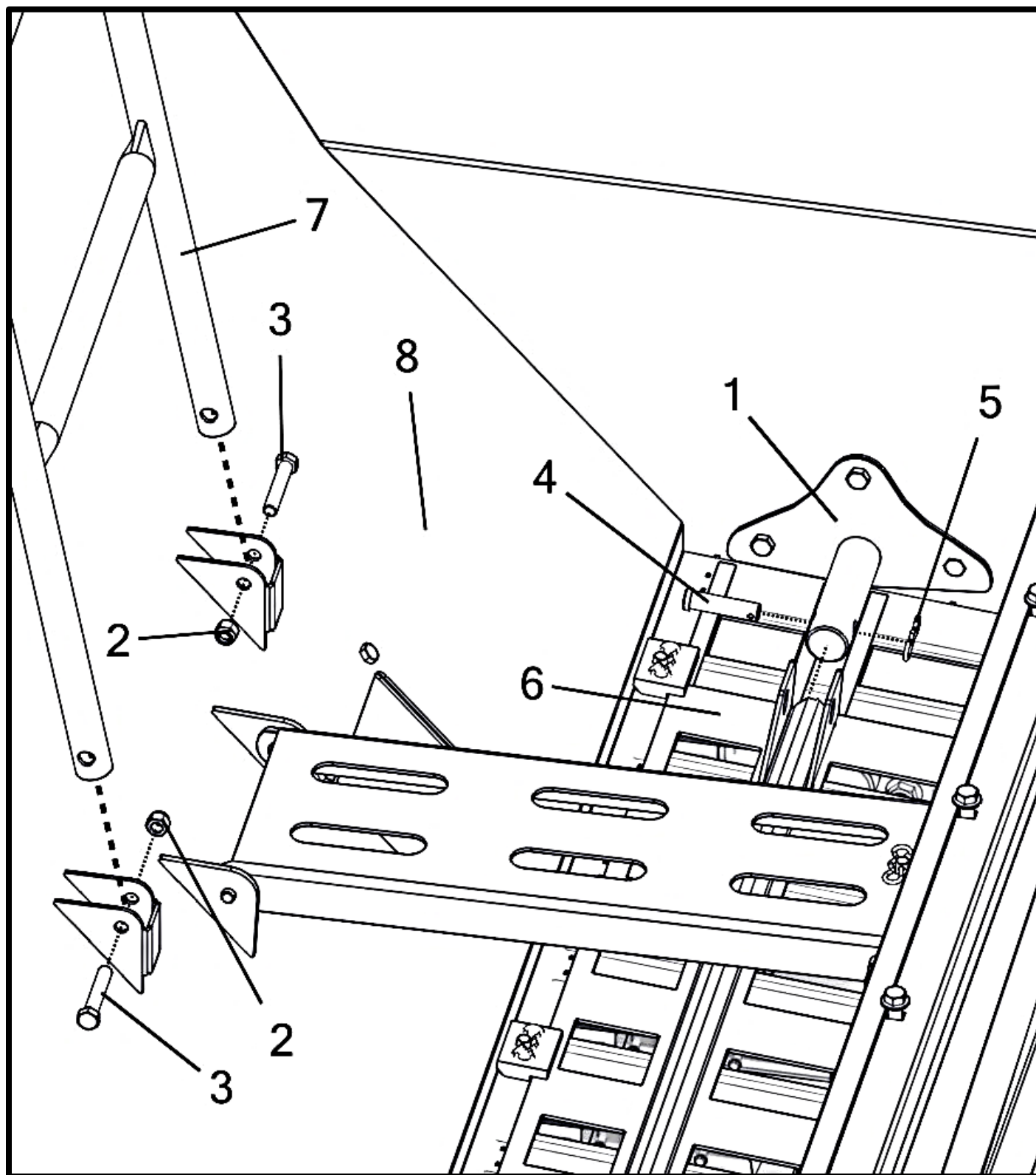
## Tank Lid Bottom

Item No.	Qty.	Part Number	Description
		<b>A002486</b>	Lid - Poly Tank Bottom Gen 2 2218 w/ Flange
1	1	M002608	Seal - Poly Lid Gasket Gen 2
2	1	M002804	Handle - Lid Gen 2
3	8	P000093	Bolt - 5/16-18 x 0.75 x 0.75 Hex (F593 304 S/S FB) *
4	8	P000104	Nut - 5/16-18 Hex Nylon Lock (F594 316 S/S FB) *
5	1	P002224	Nut - 5/16-18 Flange Nylon Lock (18-8 S/S FB) *
6	4	P002433	Bumper - SBR Rubber Push-In, 1" x 5/16" x 1/2"
7	1	P002451	Bolt - 5/16-18 x 6 x 0.875 Carriage (F593 304 S/S FB) *
8	2	W002438	Bracket - Tank Lid Hinge Gen 2
9	1	W002687	Lid - Bottom Poly Tank Gen 2 2218 w/Flange

(\*) Included in K002048 - Kit - Lid Assembly Hardware Gen 2



## Inside Tank / Ladder





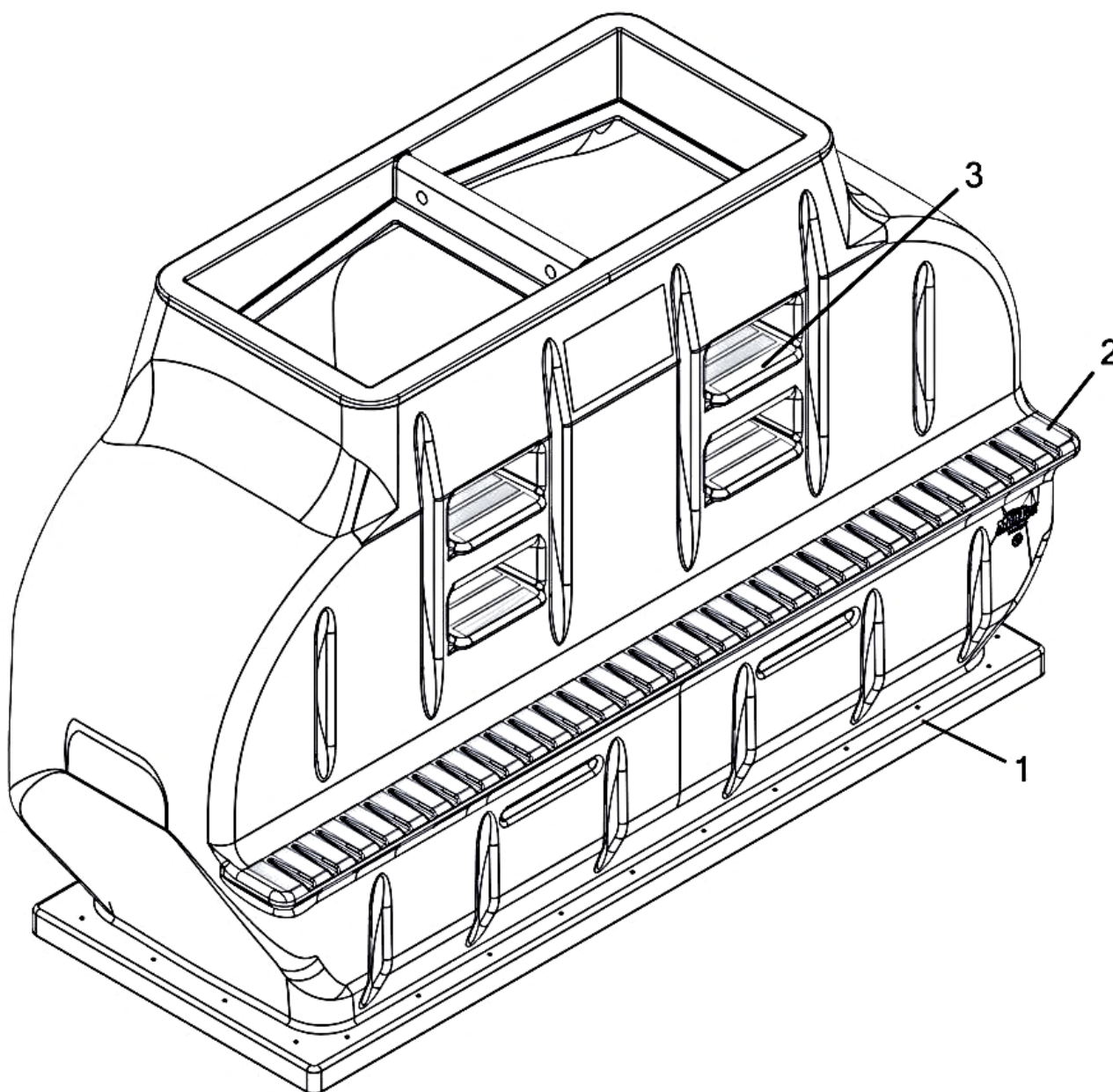
## Inside Tank / Ladder

Item No.	Qty.	Part Number	Description
1	1	A002101_ _	Mount - Slide Gate Cylinder Extension
2	1	P002064	Pin - 1/2" x 2" Clevis *
3	2	P000105	Nut - 3/8-16 Hex Nylon Lock (F594 316 S/S FB)
4	2	P000930	Bolt - 3/8-16 x 2.25 x 1 Hex (F593 304 S/S FB)
5	1	P002255	Pin - Hairpin Bowtie 3/8" x 3/32" x 1 7/8" *
6	1	W002036	Slide Gate - 18 Row
7	1	W002724	Trough - Gen 2 2218 Poly Tank Meter
8	1	W002359	Ladder - Inside, Gen 2 Poly Tank

(\*) Included in K002147 - Kit - Misc. Inside Tank Hardware Gen 2

QTY'S SHOWN IN BOM ARE FOR ONE TANK

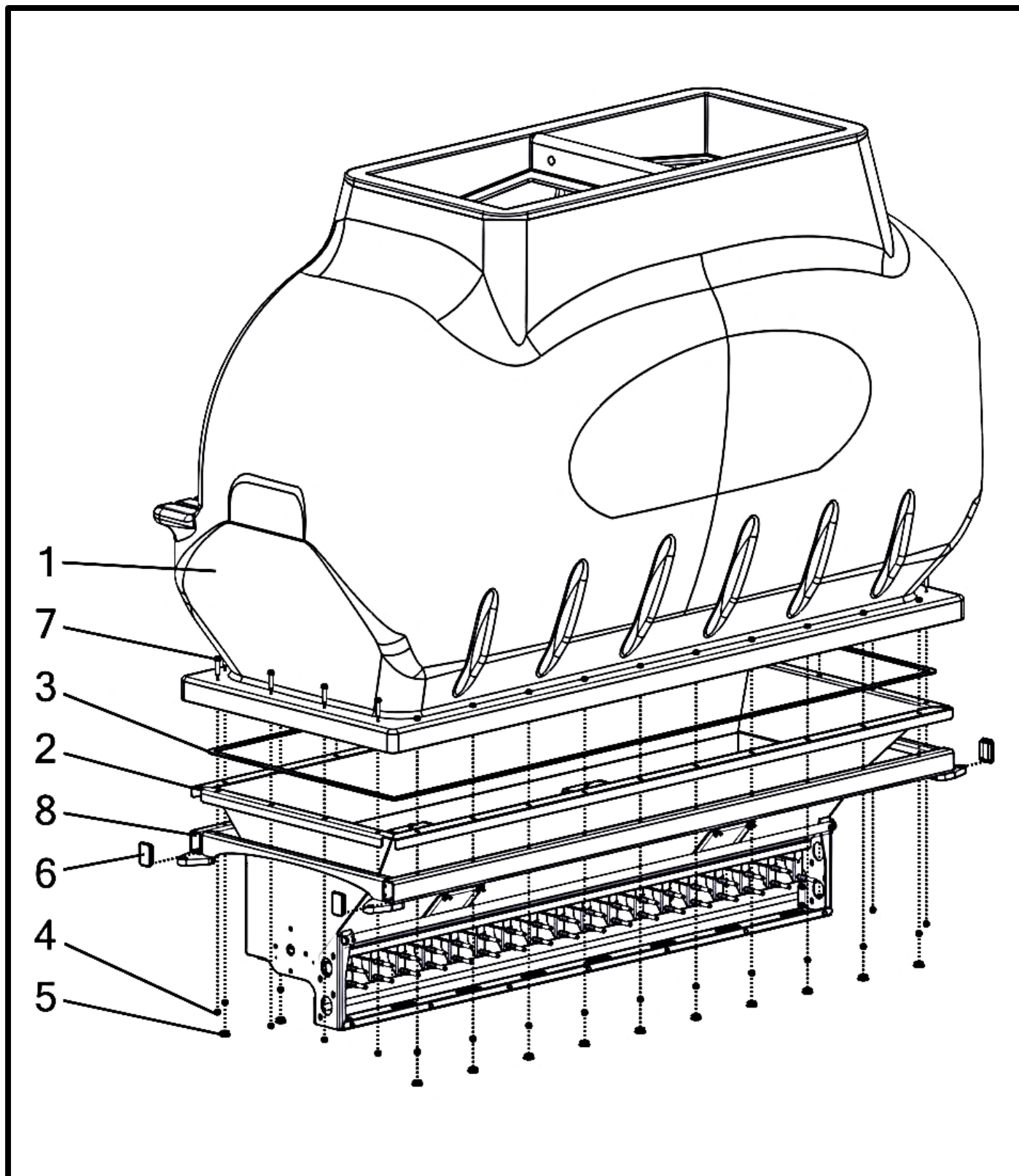
## 4.5 Ton Poly Tank



## 4.5 Ton Poly Tank

Item No.	Qty.	Part Number	Description
		<b>A002150__</b>	<b>Assembly - 4.5 Ton Poly Tank Gen 2</b>
1	1	P002197__	Tank - Gen 2 4.5 Ton Poly (Montag Logo)
2	33	P002232	Decal - Anti-Slip Safety Tape (2" x 6") Black 36g
3	12	P002233	Decal - Anti-Slip Safety Tape (2" x 10") Black 36g

## Tank Assembly - Tank/Trough (Tank 1)

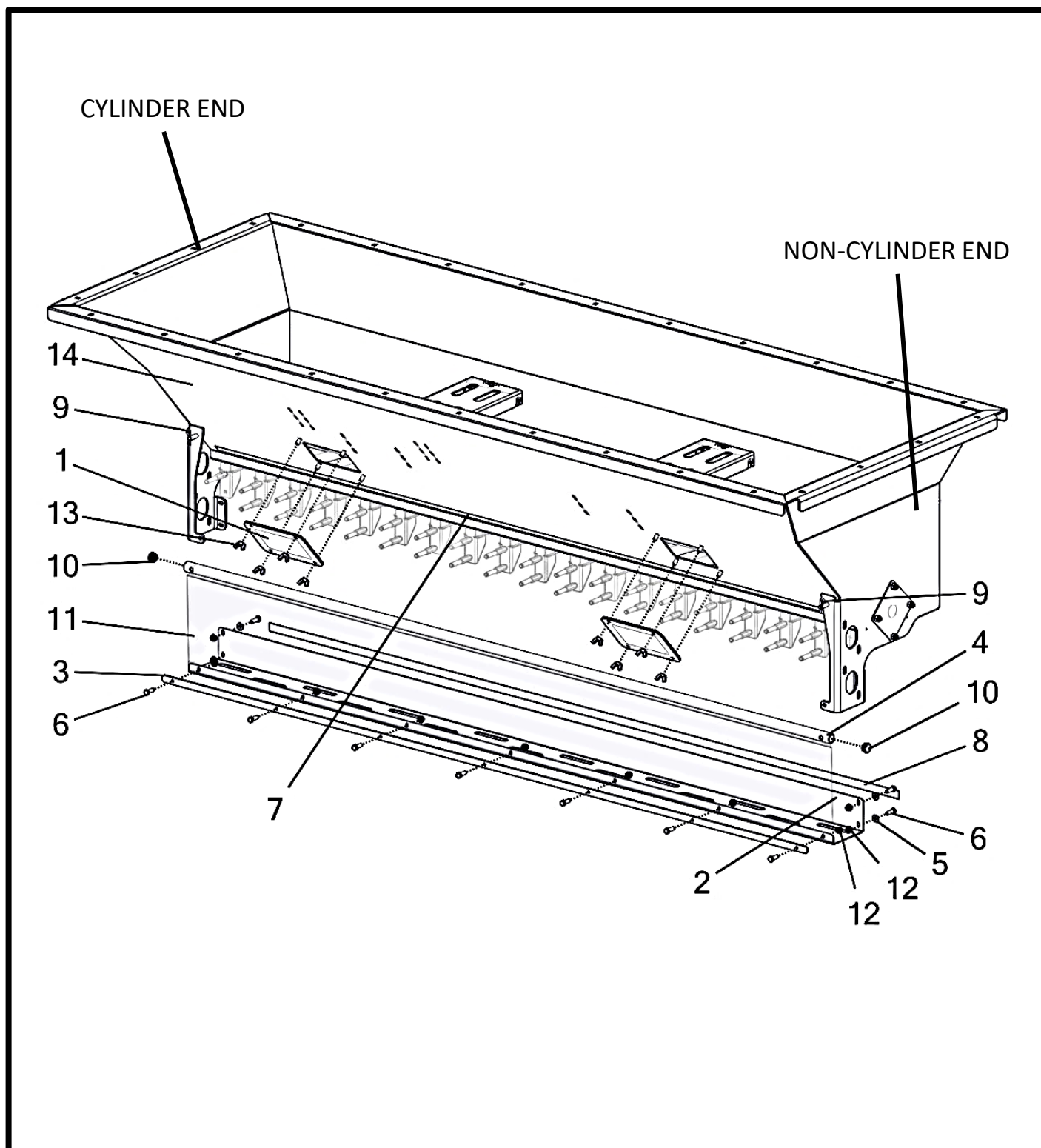


## Tank Assembly - Tank/Trough (Tank 1)

Item No.	Qty.	Part Number	Description
		<b>A002514__</b>	<b>Tank Assembly - Gen 2 2218 Tank/Trough (Tank 1)</b>
1	1	A002150__	Assembly - 4.5 Ton Poly Tank Gen 2
2	1	A002513	Meter - Gen 2 2218 Poly Tank Assembly (Left)
3	1	M003077	Seal - Tank To Meter Gen 2
4	28	P000105	Nut - 3/8-16 Hex Nylon Lock (F594 316 S/S FB) *
5	20	P000458	Cap - Plastic Insert - 1-1/4 x 13 Gauge
6	4	P002204	Cap - 3" x 2" Plastic (6-8 Ga)
7	28	P002691	Bolt - 3/8-16 x 2 x 2 Flange (18-8 S/S FB) *
8	1	W002524__	Frame - Poly Tank Mount (Gen 2)

(\*) Included in K000191 - Kit - Tank Assembly Hardware Gen 2

## Trough – Shield and Bracket (Tank 1)

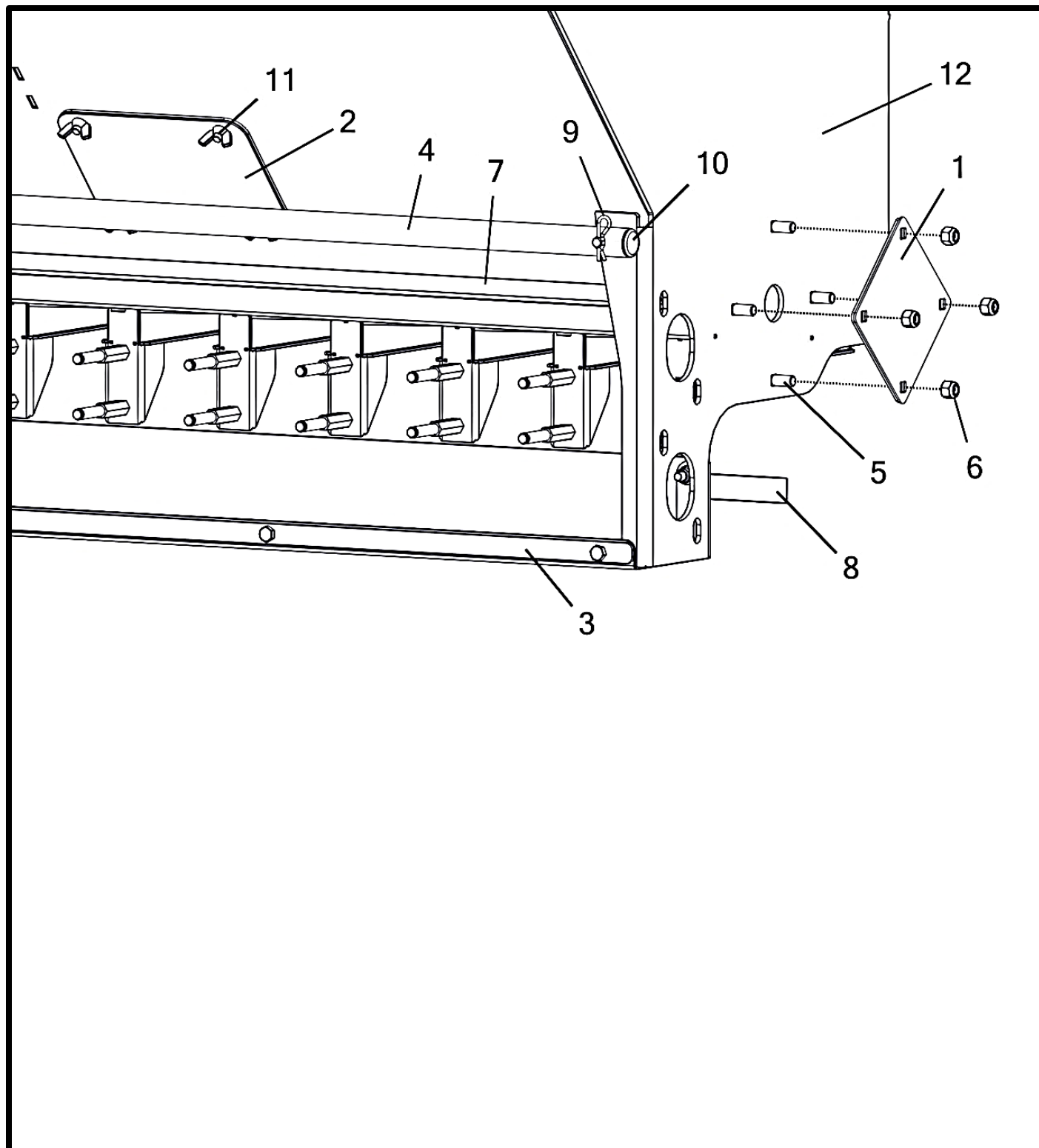


## Trough – Shield and Bracket (Tank 1)

Item No.	Qty.	Part Number	Description
		<b>A002513</b>	<b>Meter - Gen 2 2218 Poly Tank Assembly (Left)</b>
1	2	A002257	Cover - Clean Out Door W/Gasket (Gen 2)
2	1	M002193	Bracket - Tarp Guard Mounting (Gen 2)
3	1	M002256	Plate - Vinyl Tarp Shield
4	1	M002261	Tube - Shield Tarp
5	4	P000109	Washer - 5/16" Flat (0.75" OD) (18-8 S/S FB) *
6	11	P000711	Bolt - 5/16-18 x 1 x 0.875 Hex (F593 304 S/S FB) *
7	1	P000867	Decal - Tank Row Label (A-R)
8	1	P000868	Decal - Tank Row Label (R-A)
9	2	P002007	Hairpin Clip - 3/8" x 1 5/8" S/S
10	2	P002055	Cap - 3/4" Plastic Pipe
11	1	P002068	Tarp - Clear Vinyl Shield 18 Row
12	11	P002224	Nut - 5/16-18 Flange Nylon Lock (18-8 S/S FB) *
13	8	P002854	Nut - 5/16-18 Wing (Nylon 6/6 FB)
14	1	W002724	Trough - Gen 2 2218 Poly Tank Meter

(\*) Included in K002361 - Kit - Gen 2 2218 Trough Hardware

## Trough - Non-Cylinder End (Tank 1)



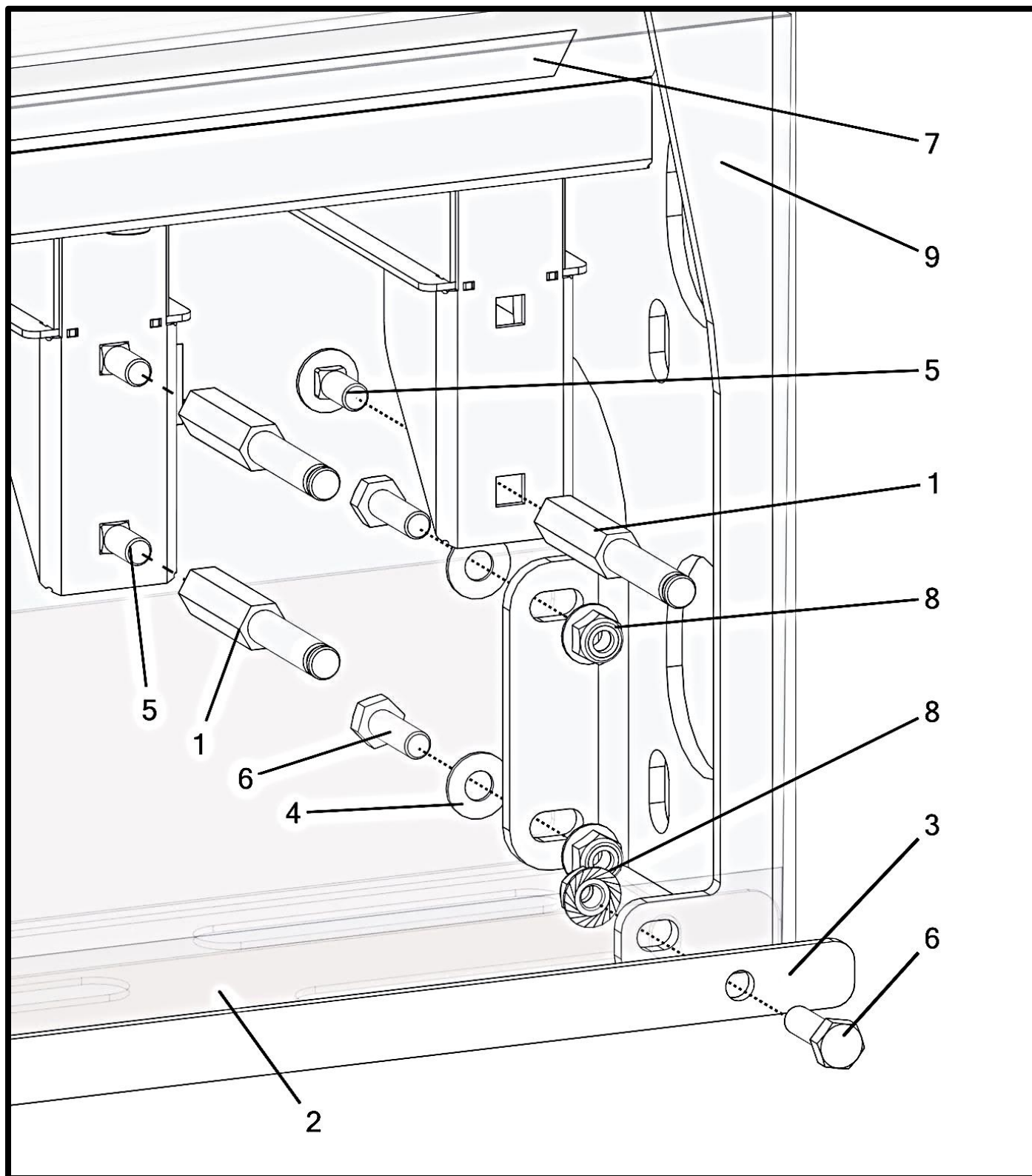


## Trough - Non-Cylinder End (Tank 1)

Item No.	Qty	Part Number	Description
		<b>A002513_ _</b>	<b>Meter - Gen 2 2218 Poly Tank Assembly (Left)</b>
1	1	A002148	Cover - Slide Gate Cylinder Hole Plate w/ Gasket
2	2	A002257	Cover - Clean-Out Door W/Gasket (Gen 2)
3	1	M002256	Plate - Vinyl Tarp Shield
4	1	M002261	Tube - Shield Tarp
5	4	P000098	Bolt - 3/8-16 x 1 x 1 Carriage (F593 304 S/S FB) *
6	4	P000105	Nut - 3/8-16 Hex Nylon Lock (F594 316 S/S FB) *
7	1	P000867	Decal - Tank Row Label (A-R)
8	1	P000868	Decal - Tank Row Label (R-A)
9	2	P002007	Hairpin Clip - 3/8" x 1 5/8" S/S
10	2	P002055	Cap - 3/4" Plastic Pipe
11	8	P002854	Nut - 5/16-18 Wing (Nylon 6/6 FB)
12	1	W002724	Trough - Gen 2 2218 Poly Tank Meter

(\*) Included in K002361 - Kit - Gen 2 2218 Trough Hardware

## Trough - Hanger And Bracket (Tank 1)

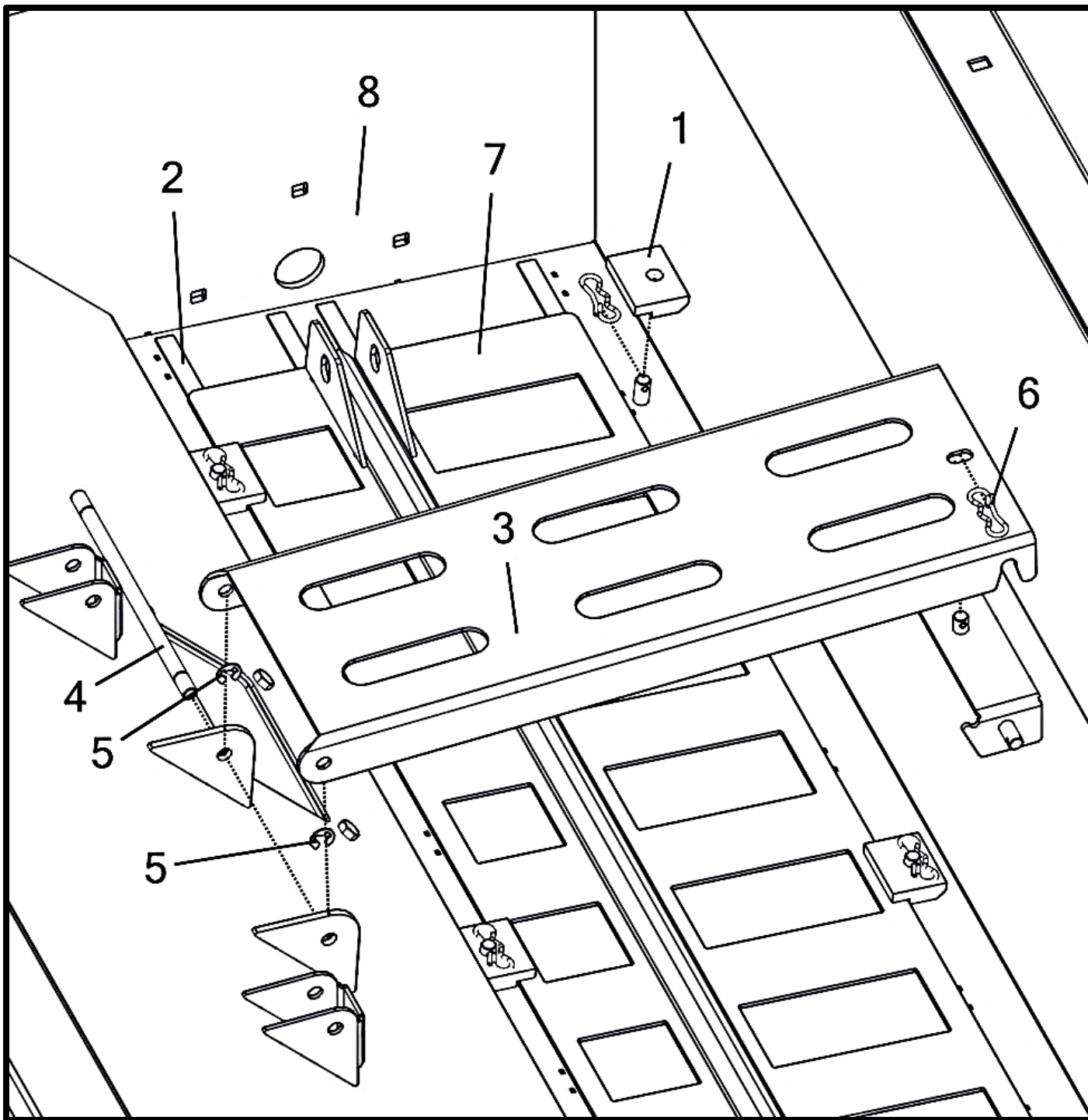


## Trough - Hanger And Bracket (Tank 1)

Item No.	Qty.	Part Number	Description
		<b>A002513_ _</b>	<b>Meter - Gen 2 2218 Poly Tank Assembly (Left)</b>
1	36	M002186	Pin - 1/2" Hex 3/8" Gearbox
2	1	M002193	Bracket - Tarp Guard Mounting (Gen 2)
3	1	M002256	Plate - Vinyl Tarp Shield
4	4	P000109	Washer - 5/16" Flat (0.755" OD) (SS304 304 S/S FB) *
5	36	P000527	Bolt - 5/16-18 x 0.75 x 0.75 Carriage (F593 304 S/S FB) *
6	11	P000711	Bolt - 5/16-18 x 1 x 0.875 Hex (F593 304 S/S FB) *
7	1	P000867	Decal - Tank Row Label (A-R)
8	11	P002224	Nut - 5/16-18 Flange Nylon Lock (F594 316 S/S FB) *
9	1	W002724	Trough - Gen 2 2218 Poly Tank Meter

(\*) Included in K002361 - Kit - Gen 2 2218 Trough Hardware

## Trough - Slide Gate And Trough Support (Tank 1)

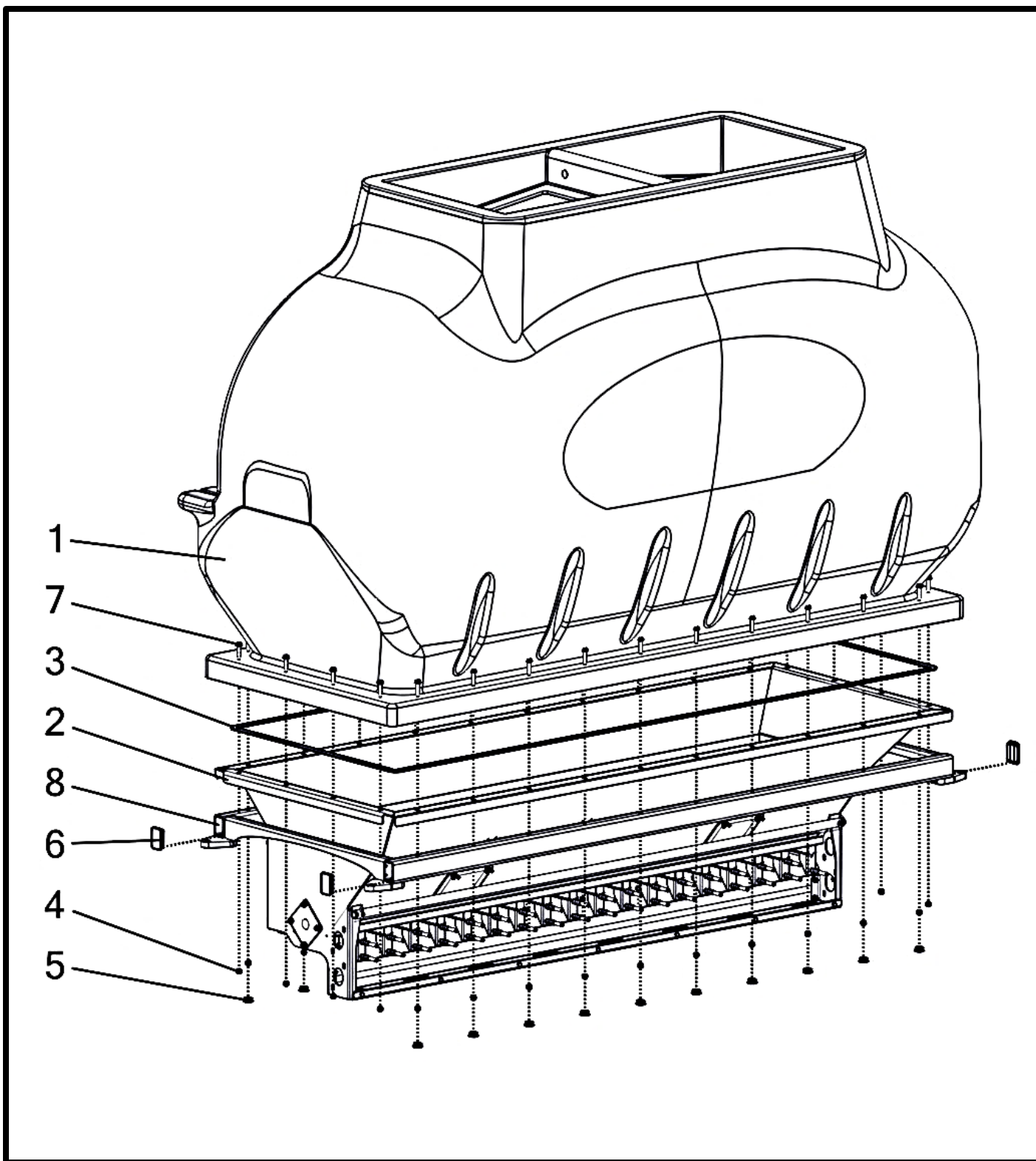


## Trough - Slide Gate And Trough Support (Tank 1)

Item No.	Qty.	Part Number	Description
		<b>A002513__</b>	<b>Meter - Gen 2 2218 Poly Tank Assembly (Left)</b>
1	10	M002105	Block - UHMW Slide Gate Retainer
2	4	M002224	Tape - 1/2" x 1/16" UHMW Slide Gate
3	2	M002552	Support - Inner Tank Trough
4	2	M002574	Pin - Trough Support Hinge
5	4	P002215	Retainer - 3/8" E-Clip *
6	12	P002255	Pin - Hairpin Bowtie 3/8" x 3/32" x 1 7/8"
7	1	W002036	Slide Gate - 18 Row
8	1	W002724	Trough - Gen 2 2218 Poly Tank Meter

(\*) Included in K002361 - Kit - Gen 2 2218 Trough Hardware

## Tank Assembly - Tank/Trough (Tank 2)



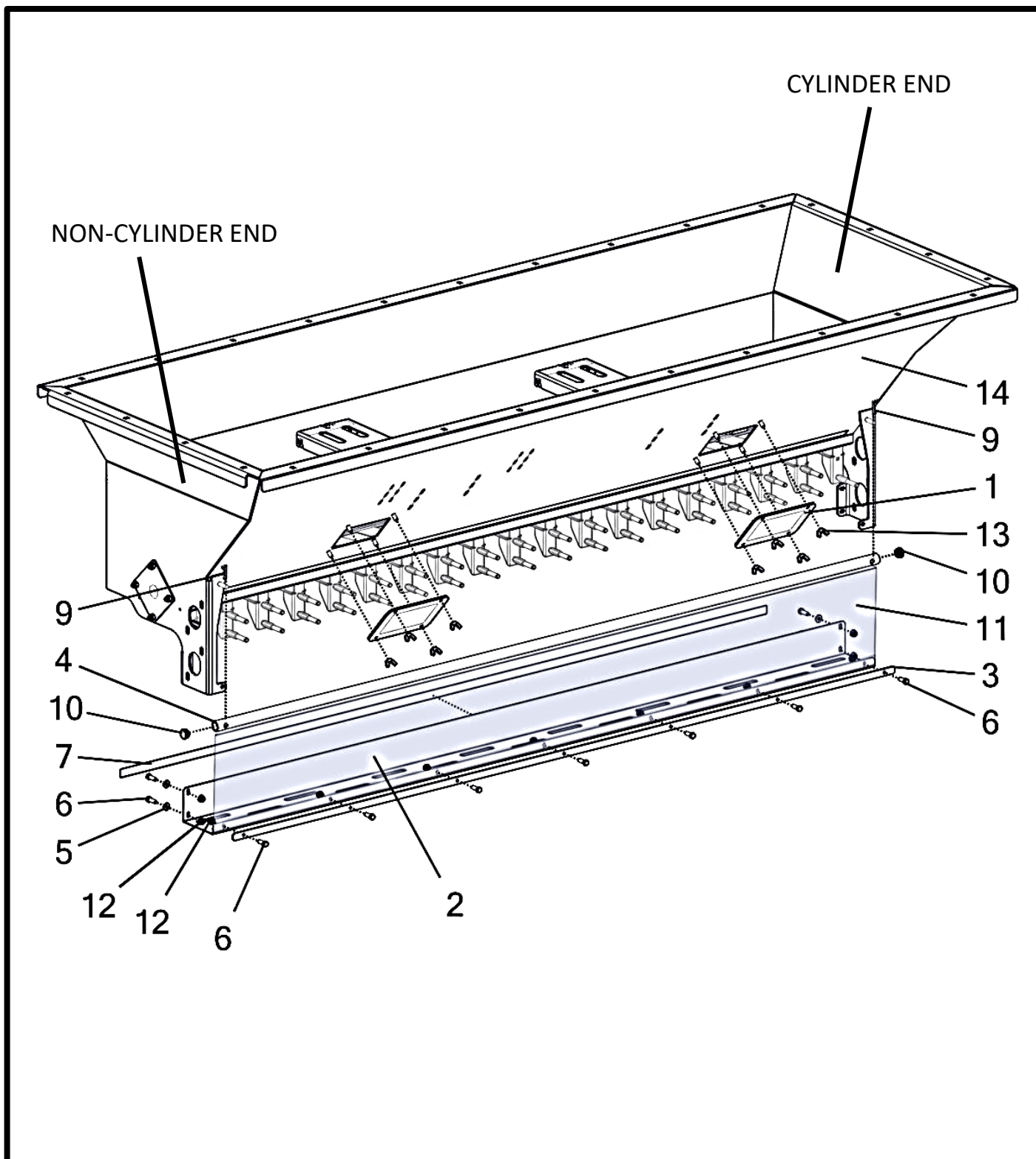
## Tank Assembly - Tank/Trough (Tank 2)

Item No.	Qty.	Part Number	Description
		<b>A002510__</b>	<b>Tank Assembly - Gen 2 2218 Tank/Trough (Tank 2)</b>
1	1	A002512	Meter - Gen 2 2218 Poly Tank Assembly (Right)
2	1	A002150__	Assembly - 4.5 Ton Poly Tank Gen 2
3	1	M003077	Seal - Tank To Meter Gen 2
4	28	P000105	Nut - 3/8-16 Hex Nylon Lock (F594 316 S/S FB) *
5	20	P000458	Cap - Plastic Insert - 1-1/4 x 13 Gauge
6	4	P002204	Cap - 3" x 2" Plastic (6-8 Ga)
7	28	P002691	Bolt - 3/8-16 x 2 x 2 Flange (18-8 S/S FB) *
8	1	W002524__	Frame - Poly Tank Mount (Gen 2)

(\*) Included in K000191 - Kit - Tank Assembly Hardware Gen 2



## Trough – Shield and Bracket (Tank 2)



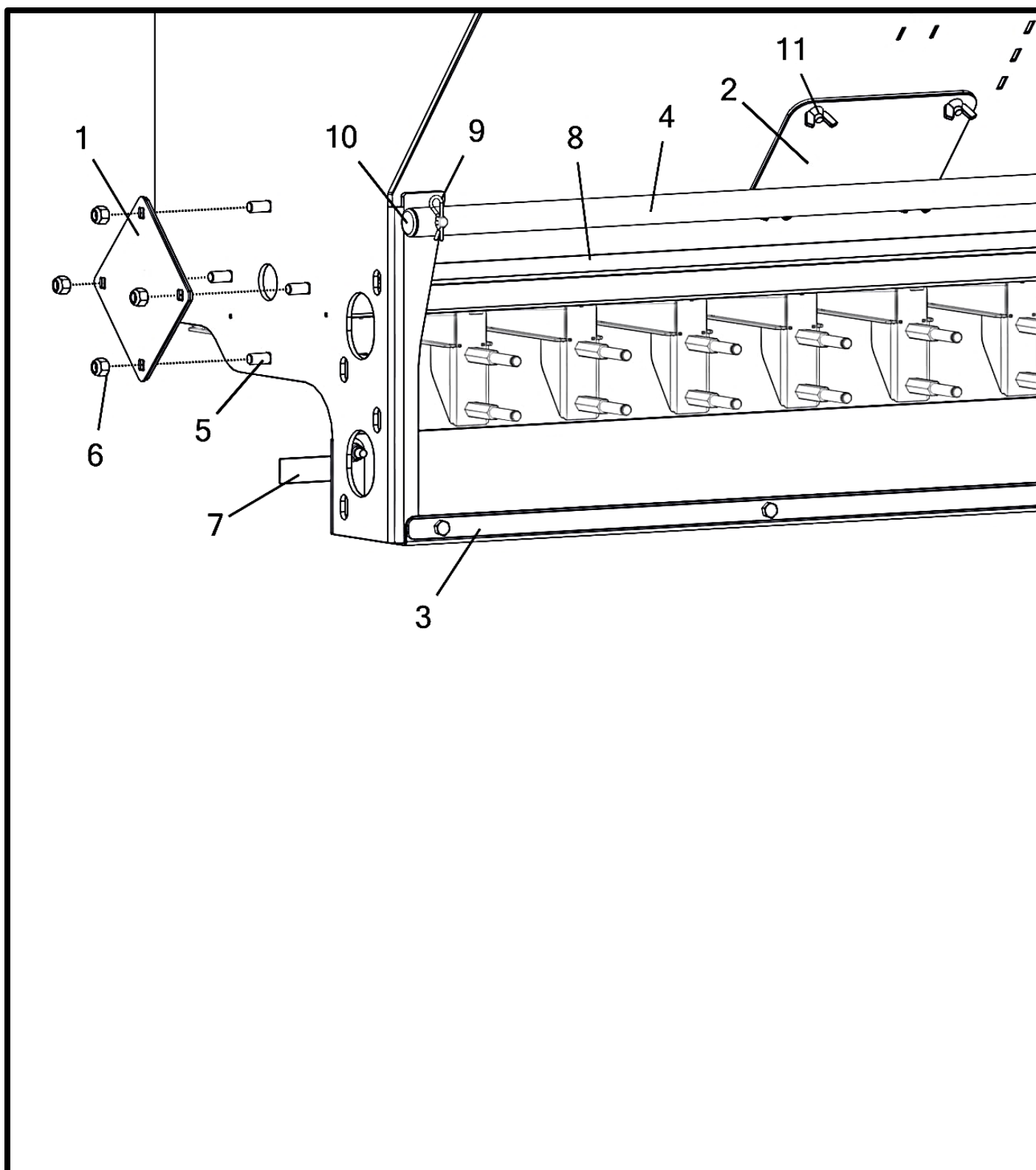


## Trough – Shield and Bracket (Tank 2)

Item No.	Qty.	Part Number	Description
		<b>A002512</b>	<b>Meter - Gen 2 22187 Poly Tank Assembly (Right)</b>
1	2	A002257	Cover - Clean-Out Door W/Gasket (Gen 2)
2	1	M002193	Bracket - Tarp Guard Mounting (Gen 2)
3	1	M002256	Plate - Vinyl Tarp Shield
4	1	M002261	Tube - Shield Tarp
5	4	P000109	Washer - 5/16" Flat (0.75" OD) (18-8 S/S FB) *
6	11	P000711	Bolt - 5/16-18 x 1 x 0.875 Hex (F593 304 S/S FB) *
7	1	P000867	Decal - Tank Row Label (A-R)
8	1	P000868	Decal - Tank Row Label (R-A)
9	2	P002007	Hairpin Clip - 3/8" x 1 5/8" S/S
10	2	P002055	Cap - 3/4" Plastic Pipe
11	1	P002068	Tarp - Clear Vinyl Shield 18 Row
12	11	P002224	Nut - 5/16-18 Flange Nylon Lock (18-8 S/S FB) *
13	8	P002854	Nut - 5/16-18 Wing (Nylon 6/6 FB)
14	1	W002724	Trough - Gen 2 2218 Poly Tank Meter

(\*) Included in K002361 - Kit - Gen 2 2218 Trough Hardware

### Trough - Non-Cylinder End (Tank 2)

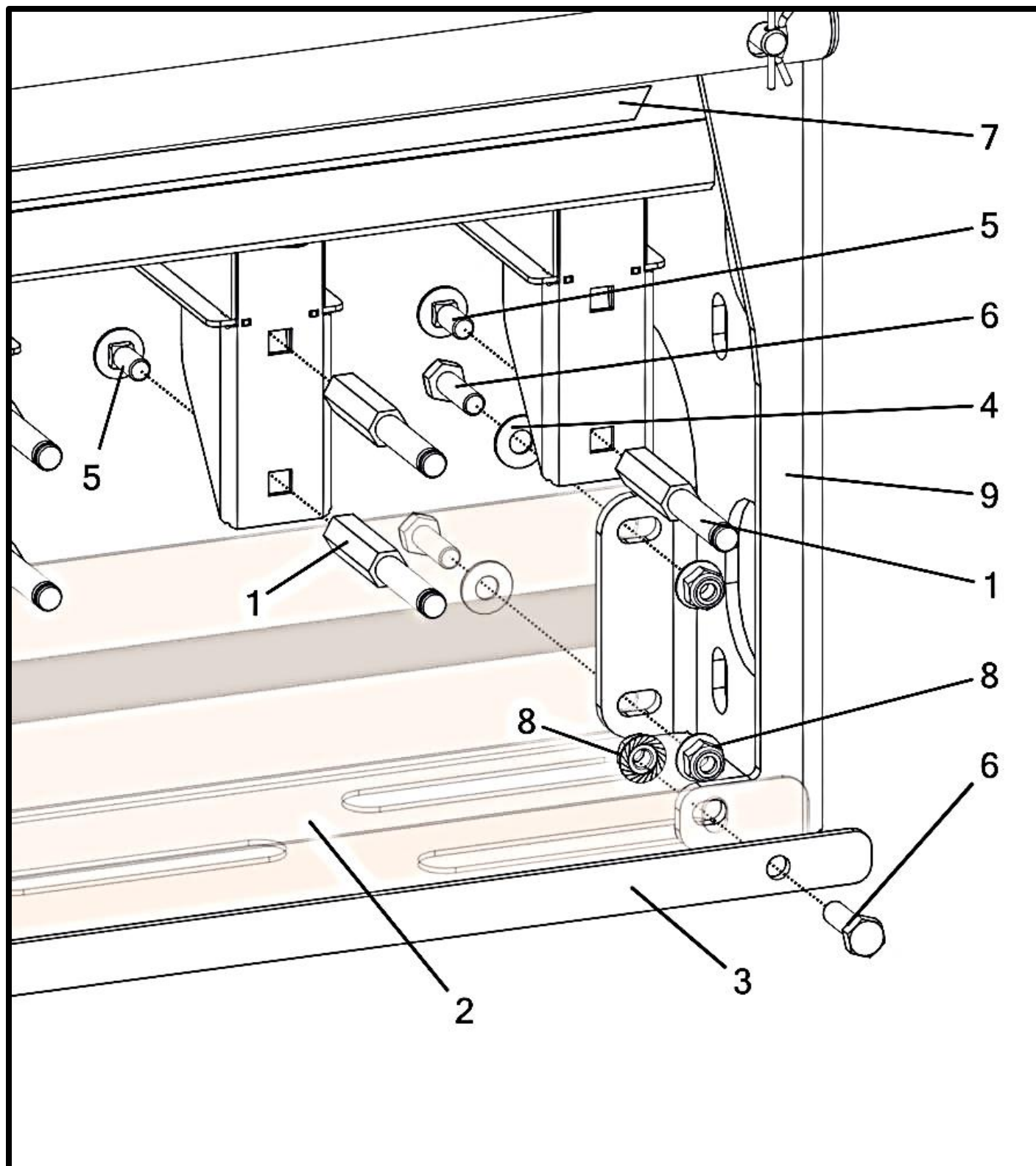


## Trough - Non-Cylinder End (Tank 2)

Item No.	Qty	Part Number	Description
		<b>A002513__</b>	<b>Meter - Gen 2 2218 Poly Tank Assembly (Left)</b>
1	1	A002148	Cover - Slide Gate Cylinder Hole Plate w/ Gasket
2	2	A002257	Cover - Clean-Out Door W/Gasket (Gen 2)
3	1	M002256	Plate - Vinyl Tarp Shield
4	1	M002261	Tube - Shield Tarp
5	4	P000098	Bolt - 3/8-16 x 1 x 1 Carriage (F593 304 S/S FB) *
6	4	P000105	Nut - 3/8-16 Hex Nylon Lock (F594 316 S/S FB) *
7	1	P000867	Decal - Tank Row Label (A-R)
8	1	P000868	Decal - Tank Row Label (R-A)
9	2	P002007	Hairpin Clip - 3/8" x 1 5/8" S/S
10	2	P002055	Cap - 3/4" Plastic Pipe
11	8	P002854	Nut - 5/16-18 Wing (Nylon 6/6 FB)
12	1	W002724	Trough - Gen 2 2218 Poly Tank Meter

(\*) Included in K002361 - Kit - Gen 2 2218 Trough Hardware

## Trough - Hanger And Bracket (Tank 2)

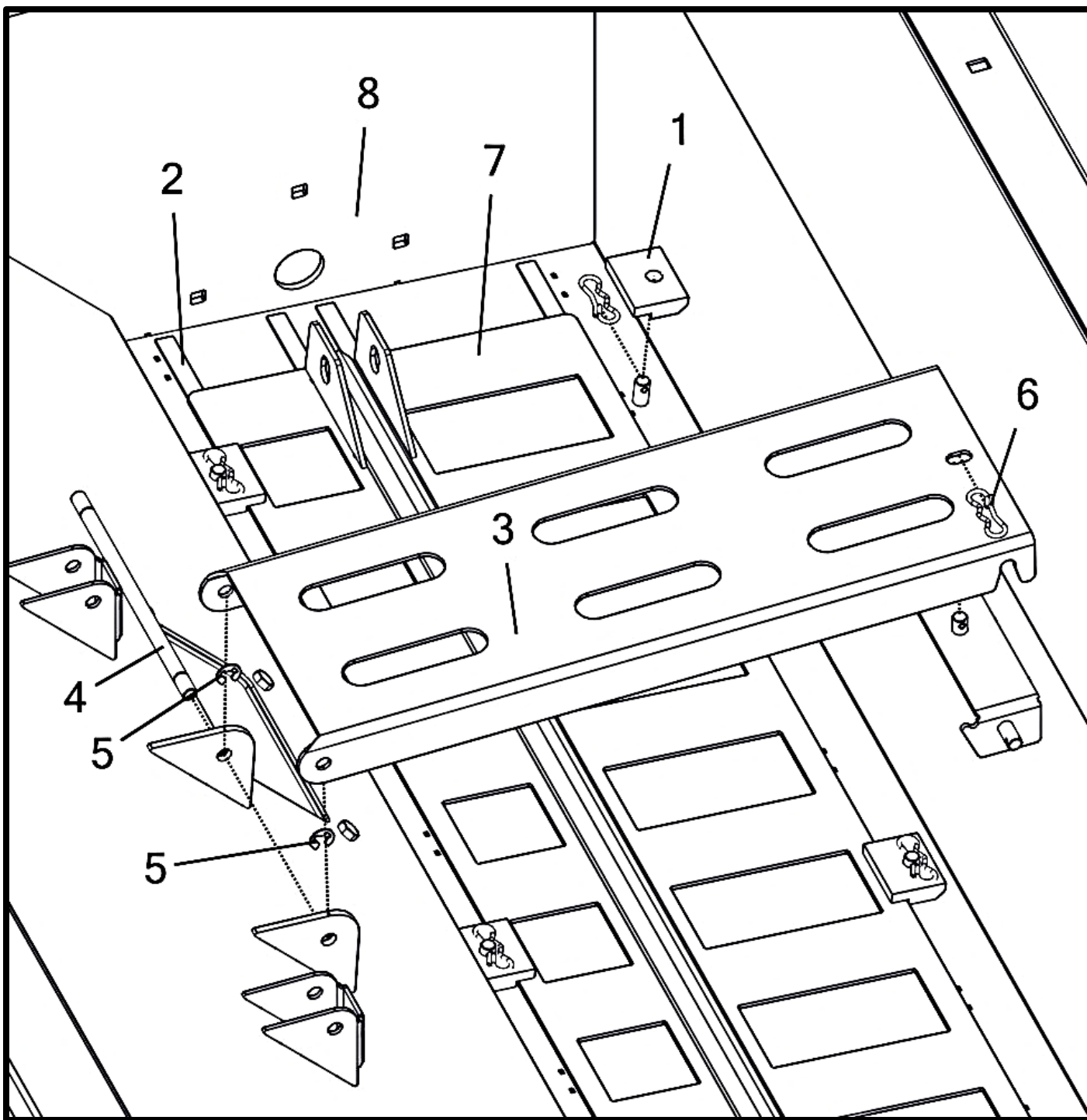


## Trough - Hanger And Bracket (Tank 2)

Item No.	Qty.	Part Number	Description
		<b>A002512_ _</b>	<b>Meter - Gen 2 22187 Poly Tank Assembly (Right)</b>
1	36	M002186	Pin - 1/2" Hex 3/8" Gearbox
2	1	M002193	Bracket - Tarp Guard Mounting (Gen 2)
3	1	M002256	Plate - Vinyl Tarp Shield
4	4	P000109	Washer - 5/16" Flat (0.755" OD) (SS304 304 S/S FB) *
5	36	P000527	Bolt - 5/16-18 x 0.75 x 0.75 Carriage (F593 304 S/S FB) *
6	11	P000711	Bolt - 5/16-18 x 1 x 0.875 Hex (F593 304 S/S FB) *
7	1	P000868	Decal - Tank Row Label (R-A)
8	11	P002224	Nut - 5/16-18 Flange Nylon Lock (F594 316 S/S FB) *
9	1	W002724	Trough - Gen 2 2218 Poly Tank Meter

(\*) Included in K002361 - Kit - Gen 2 2218 Trough Hardware

## Trough - Slide Gate And Trough Support (Tank 2)



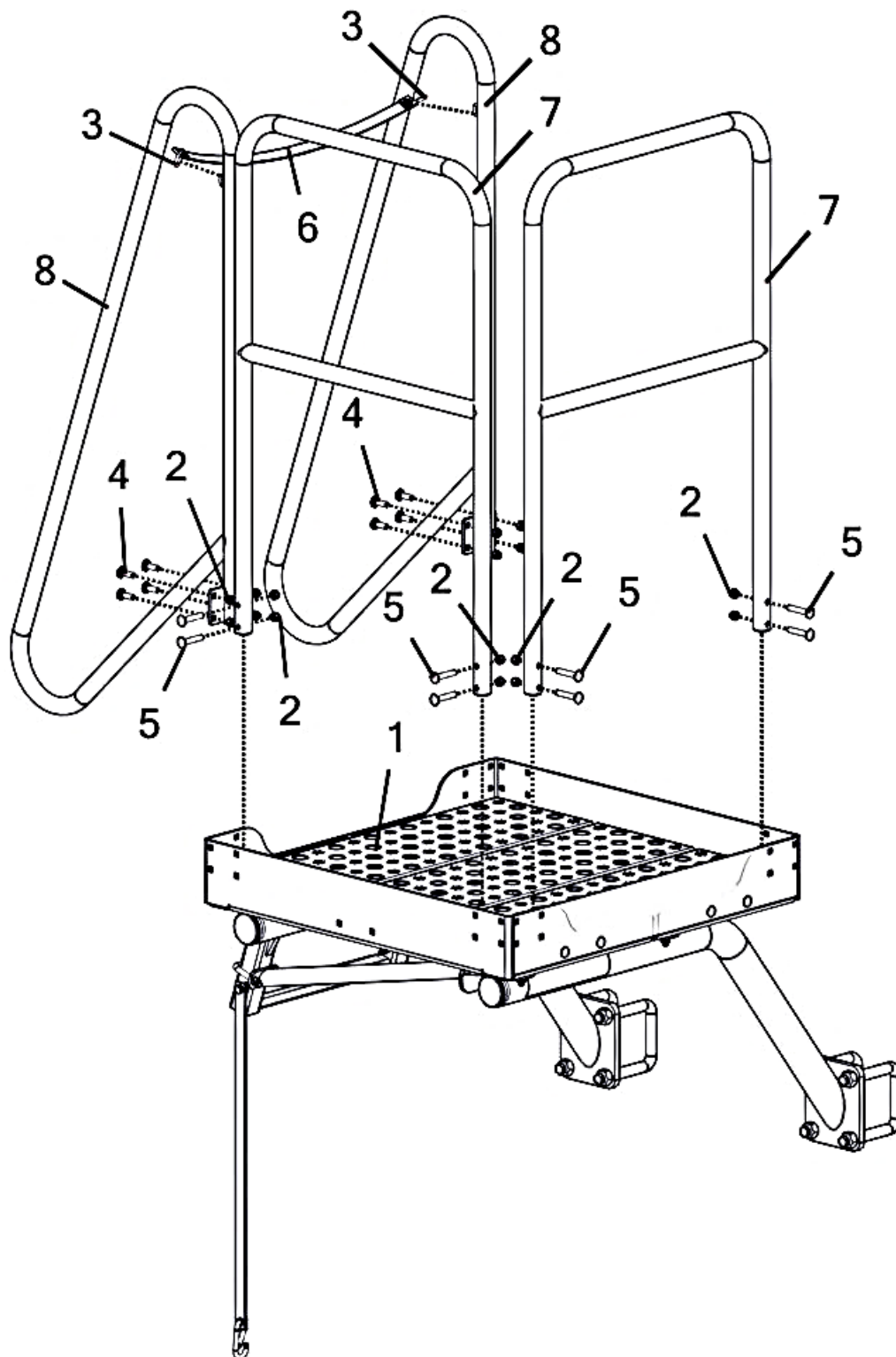
## Trough - Slide Gate And Trough Support (Tank 2)

Item No.	Qty.	Part Number	Description
		<b>A002512_ _</b>	<b>Meter - Gen 2 22187 Poly Tank Assembly (Right)</b>
1	10	M002105	Block - UHMW Slide Gate Retainer
2	4	M002224	Tape - 1/2" x 1/16" UHMW Slide Gate
3	2	M002552	Support - Inner Tank Trough
4	2	M002574	Pin - Trough Support Hinge
5	4	P002215	Retainer - 3/8" E-Clip *
6	12	P002255	Pin - Hairpin Bowtie 3/8" x 3/32" x 1 7/8"
7	1	W002036	Slide Gate - 18 Row
8	1	W002724	Trough - Gen 2 2218 Poly Tank Meter

(\*) Included in K002361 - Kit - Gen 2 2218 Trough Hardware



## Left Mount Platform - Railings

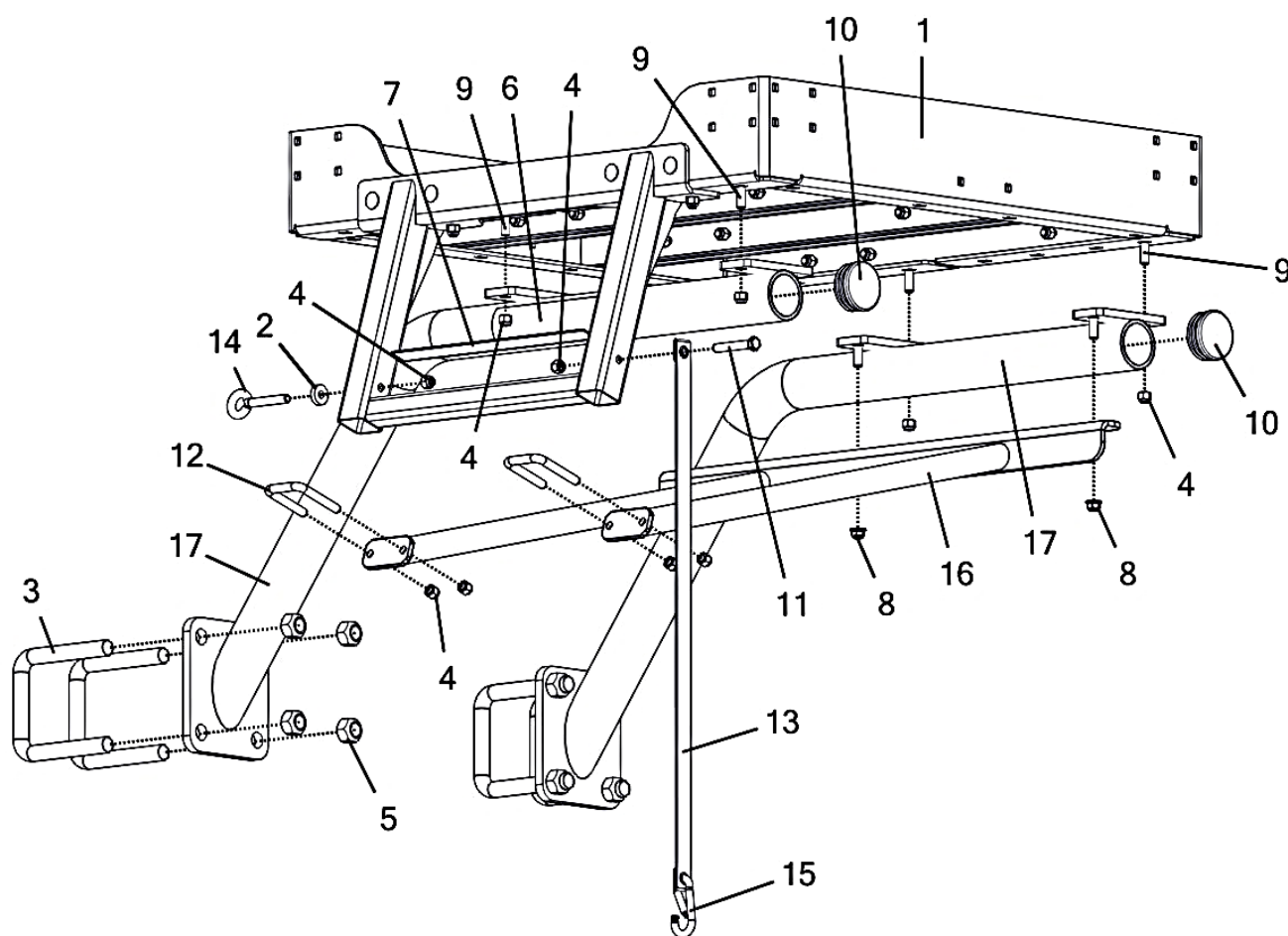


## Left Mount Platform - Railings

Item No.	Qty	Part Number	Description
		<b>A002465__</b>	<b>Deck - Left Mount Platform Gen 2</b>
1	1	A002135__	Deck- Platform Gen 2
2	16	P000057	Nut - 3/8-16 Hex Nylon Lock (GR 5 M/S FA) *
3	2	P000464	Carabiner - 3/16" x 1-13/16 S/S
4	8	P002231	Bolt - 3/8-16 x 1.25 x 1 Carriage (GR 5 M/S FA) *
5	8	P002234	Bolt - 3/8-16 x 2.25 x 1 Carriage (GR 5 M/S FA) *
6	1	P002408	Strap - 1" X 26.5" Safety
7	2	W002363__	Rail - Straight Platform (Gen 2)
8	2	W002425__	Rail - Platform Grab Gen 2

(\*) Included in K002224 - Kit - Side Mount Platform Gen 2

## Left Mount Platform - Deck Mounting

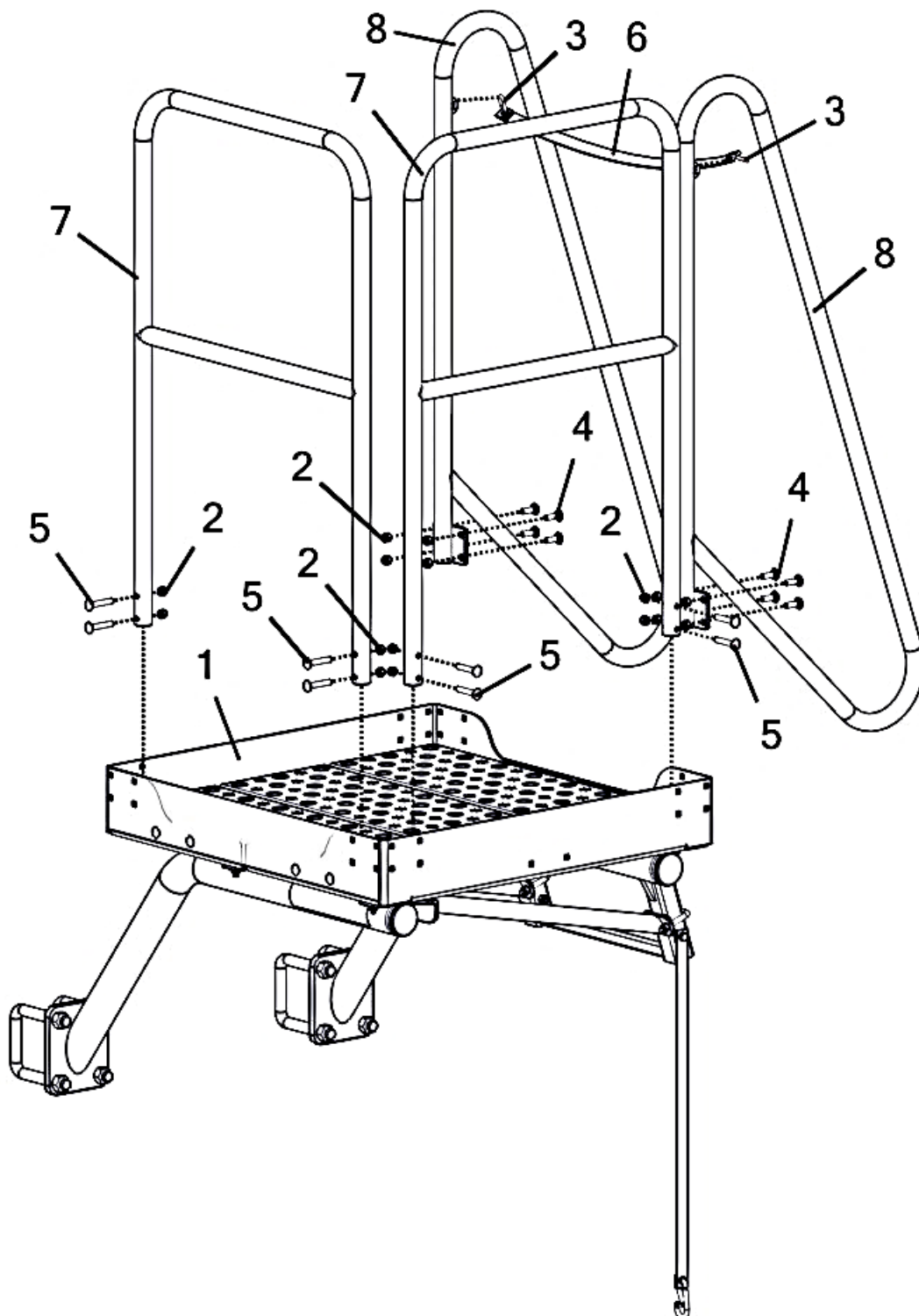


## Left Mount Platform - Deck Mounting

Item No.	Qty	Part Number	Description
		<b>A002465__</b>	<b>Deck - Left Mount Platform Gen 2</b>
1	1	A002135__	Deck- Platform Gen 2
2	1	M002650	Washer - 3/8" Flat Spacer (1" OD) (304 S/S FB)
3	4	P000021	U-Bolt - 3/4" x 4-1/8" x 5-1/2"
4	10	P000057	Nut - 3/8-16 Hex Nylon Lock (GR 5 M/S FA) *
5	8	P000061	Nut - 3/4-10 Hex Metal Lock (GR 5 M/S FA) *
6	2	P000199	Tape - Reflective Yellow
7	1	P000473	Decal - Anti-Slip Safety Tape (1" x 13") Black 36g
8	2	P002205	Nut - 3/8-16 Flange Nylon Lock (GR 5 M/S FA) *
9	6	P002231	Bolt - 3/8-16 x 1.25 x 1 Carriage (GR 5 M/S FA) *
10	2	P002246	Cap - 2-1/2" X 8-12 GA Plastic Tube
11	1	P002329	Bolt - 3/8-16 x 2.5 x 1 Hex (GR 5 M/S FA) *
12	2	P002347	U-Bolt - 3/8" x 1-7/8" x 2-3/4"
13	1	P002408	Strap - 1" X 26.5" Safety
14	1	P002883	Bolt - 3/8-16 x 4 x 1.5 Eye (18-8 S/S FB) *
15	1	P002884	Carabiner - 5/16" x 2-1/2 S/S
16	1	W002404__	Brace - Platform Gen 2
17	2	W002638__	Brace - Main Deck Mount Tube

(\*) Included in K002224 - Kit - Side Mount Platform Gen 2

## Right Mount Platform – Railings

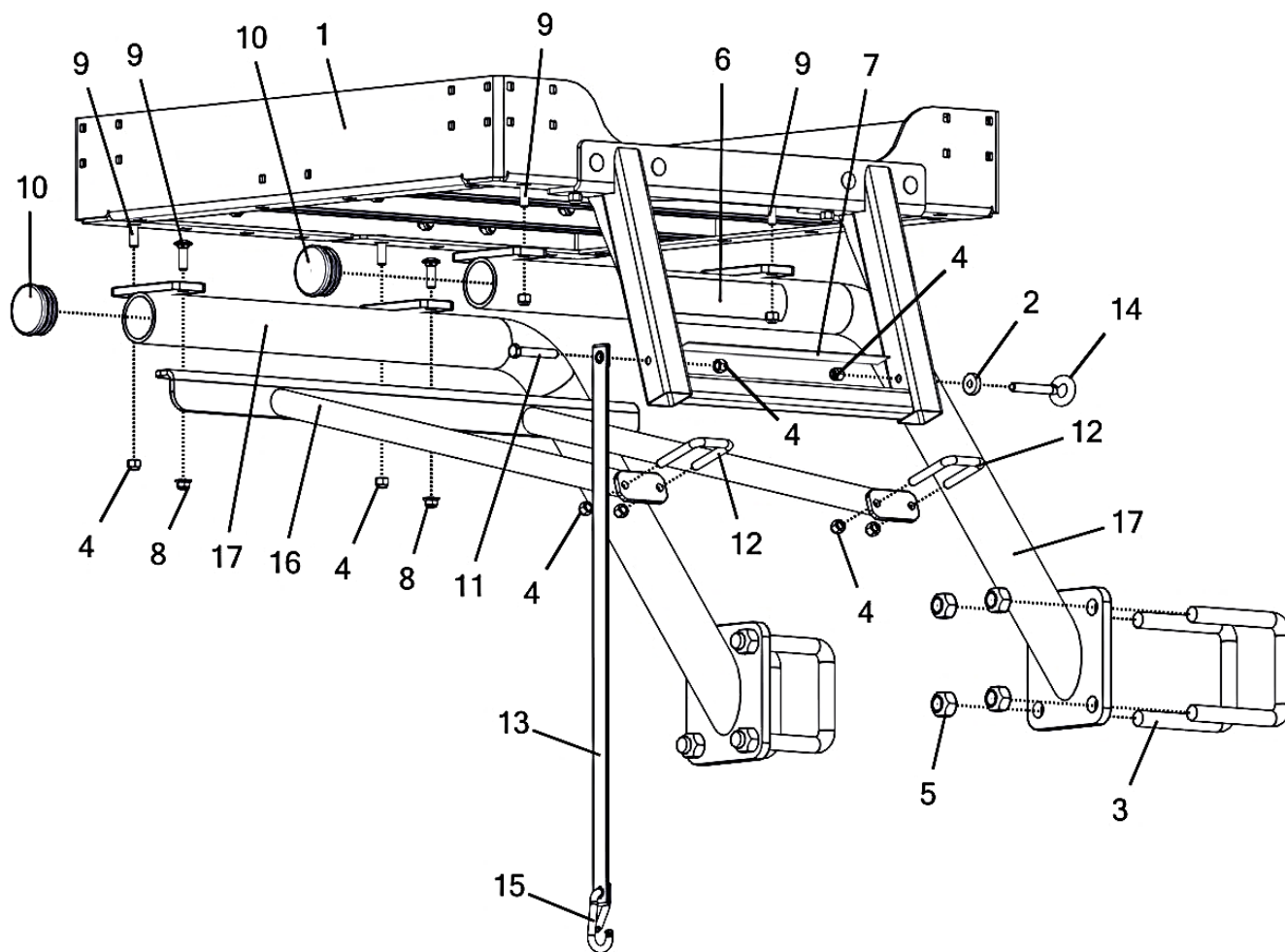


## Right Mount Platform – Railings

Item No.	Qty	Part Number	Description
		<b>A002466__</b>	<b>Deck - Right Mount Platform Gen 2</b>
1	1	A002135__	Deck- Platform Gen 2
2	16	P000057	Nut - 3/8-16 Hex Nylon Lock (GR 5 M/S FA) *
3	2	P000464	Carabiner - 3/16" x 1-13/16 S/S
4	8	P002231	Bolt - 3/8-16 x 1.25 x 1 Carriage (GR 5 M/S FA) *
5	8	P002234	Bolt - 3/8-16 x 2.25 x 1 Carriage (GR 5 M/S FA) *
6	1	P002408	Strap - 1" X 26.5" Safety
7	2	W002363__	Rail - Straight Platform (Gen 2)
8	2	W002425__	Rail - Platform Grab Gen 2

(\*) Included in K002224 - Kit - Side Mount Platform Gen 2

## Right Mount Platform – Deck Mounting



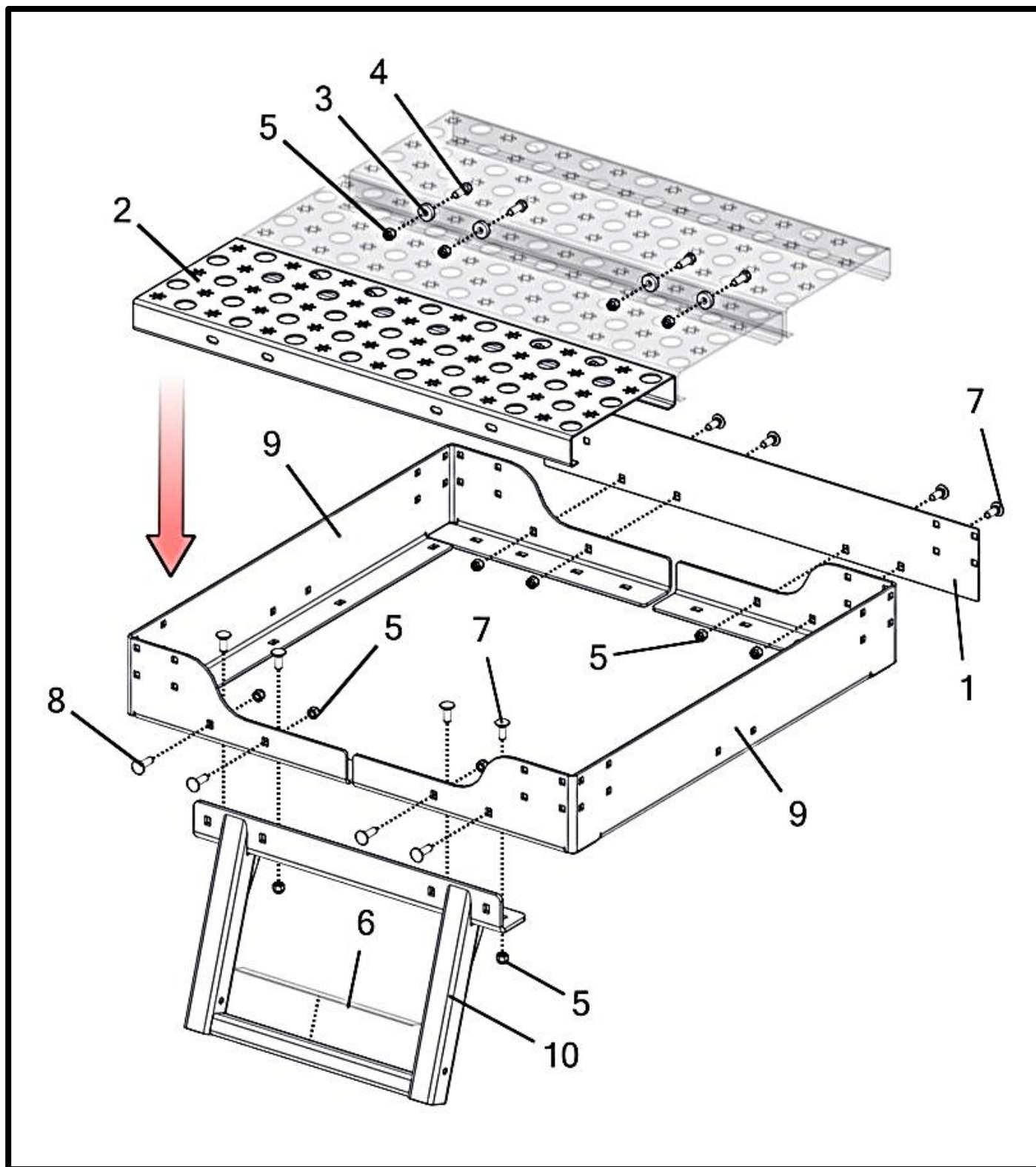


## Right Mount Platform – Deck Mounting

Item No.	Qty	Part Number	Description
		<b>A002466__</b>	<b>Deck - Right Mount Platform Gen 2</b>
1	1	A002135__	Deck- Platform Gen 2
2	1	M002650	Washer - 3/8" Flat Spacer (1" OD) (304 S/S FB)
3	4	P000021	U-Bolt - 3/4" x 4-1/8" x 5-1/2"
4	10	P000057	Nut - 3/8-16 Hex Nylon Lock (GR 5 M/S FA) *
5	8	P000061	Nut - 3/4-10 Hex Metal Lock (GR 5 M/S FA) *
6	2	P000199	Tape - Reflective Yellow
7	1	P000473	Decal - Anti-Slip Safety Tape (1" x 13") Black 36g
8	2	P002205	Nut - 3/8-16 Flange Nylon Lock (GR 5 M/S FA) *
9	6	P002231	Bolt - 3/8-16 x 1.25 x 1 Carriage (GR 5 M/S FA) *
10	2	P002246	Cap - 2-1/2" X 8-12 GA Plastic Tube
11	1	P002329	Bolt - 3/8-16 x 2.5 x 1 Hex (GR 5 M/S FA) *
12	2	P002347	U-Bolt - 3/8" x 1-7/8" x 2-3/4"
13	1	P002408	Strap - 1" X 26.5" Safety
14	1	P002883	Bolt - 3/8-16 x 4 x 1.5 Eye (18-8 S/S FB) *
15	1	P002884	Carabiner - 5/16" x 2-1/2 S/S
16	1	W002404__	Brace - Platform Gen 2
17	2	W002638__	Brace - Main Deck Mount Tube

(\*) Included in K002224 - Kit - Side Mount Platform Gen 2

## Deck - Platform

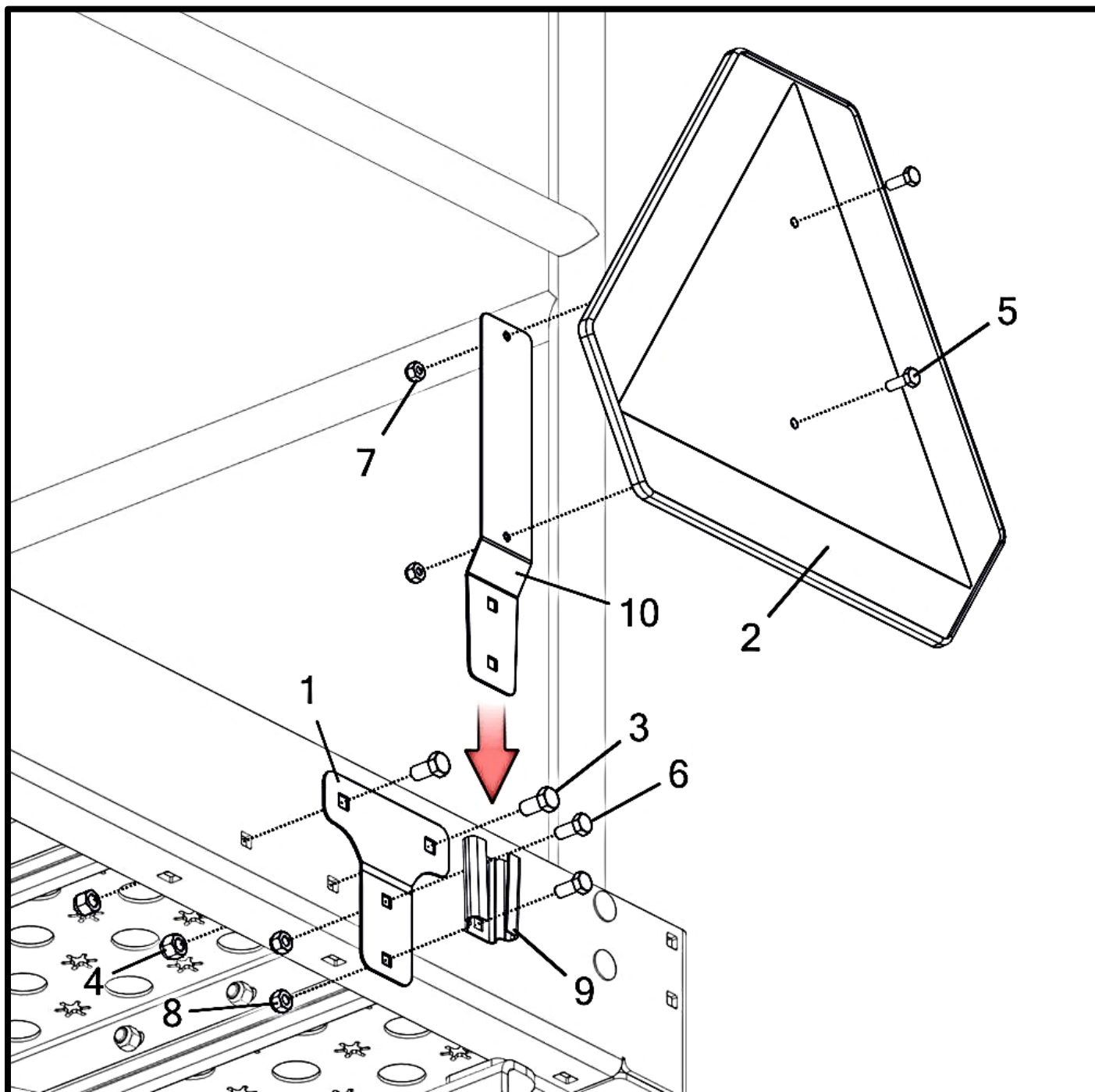


## Deck - Platform

Item No.	Qty	Part Number	Description
		<b>A002135__</b>	<b>Deck- Platform Gen 2</b>
1	1	M002516__	Plate - Toe Kick End Gen 2
2	3	M002518__	Platform- Deck Grating Planking Gen 2
3	8	M002650	Washer - 3/8" Flat Spacer (1" OD) (304 S/S FB)
4	8	P000039	Bolt - 3/8-16 x 1 x 1 Hex (GR 5 M/S FA) *
5	20	P000057	Nut - 3/8-16 Hex Nylon Lock (GR 5 M/S FA) *
6	1	P000473	Decal - Anti-Slip Safety Tape (1" x 13") Black 36g
7	8	P000504	Bolt - 3/8-16 x 1 x 1 Carriage (GR 5 M/S FA) *
8	4	P002231	Bolt - 3/8-16 x 1.25 x 1 Carriage (GR 5 M/S FA) *
9	2	W002403__	Plate - Main Deck Side Gen 2
10	1	W002525__	Ladder - Bottom Platform (Gen 2)

(\*) Included in K000185 - Kit - Platform Deck Hardware Gen 2

## SMV Sign



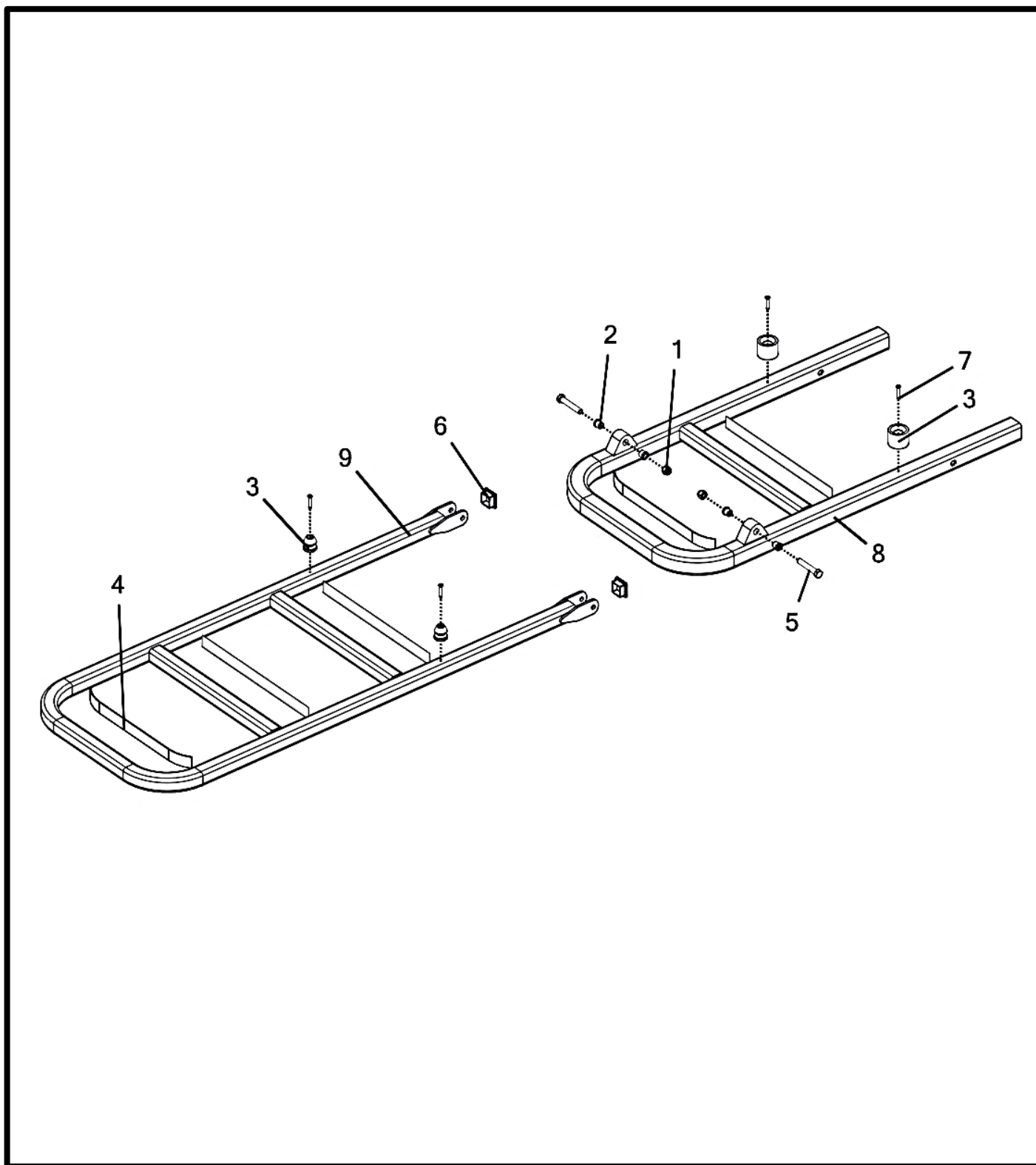
## SMV Sign

Item No.	Qty	Part Number	Description
1	1	M002655__	Bracket - SMV Socket Mount Gen 2
2	1	P000023	Sign - SMV Plastic
3	2	P000038	Bolt - 3/8-16 x 0.75 x 0.75 Hex (GR 5 M/S FA)
4	2	P000057	Nut - 3/8-16 Hex Nylon Lock (GR 5 M/S FA)
5	2	P000090	Bolt - 1/4-20 x 0.75 x 0.75 Hex (F593 304 S/S FB) *
6	2	P000093	Bolt - 5/16-18 x 0.75 x 0.75 Hex (F593 304 S/S FB) *
7	2	P000103	Nut - 1/4-20 Hex Nylon Lock (F594 316 S/S FB) *
8	2	P000104	Nut - 5/16-18 Hex Nylon Lock (F594 316 S/S FB) *
9	1	P002480	Bracket - SMV Socket
10	1	P002589	Bracket - SMV Spade

(\*) Included in K002082 - Kit - SMV Mounting Hardware (S/S)

Except for Item 1, all items are found in K002587 - Kit - SMV Sign Complete

## 6 TON DECK LADDER



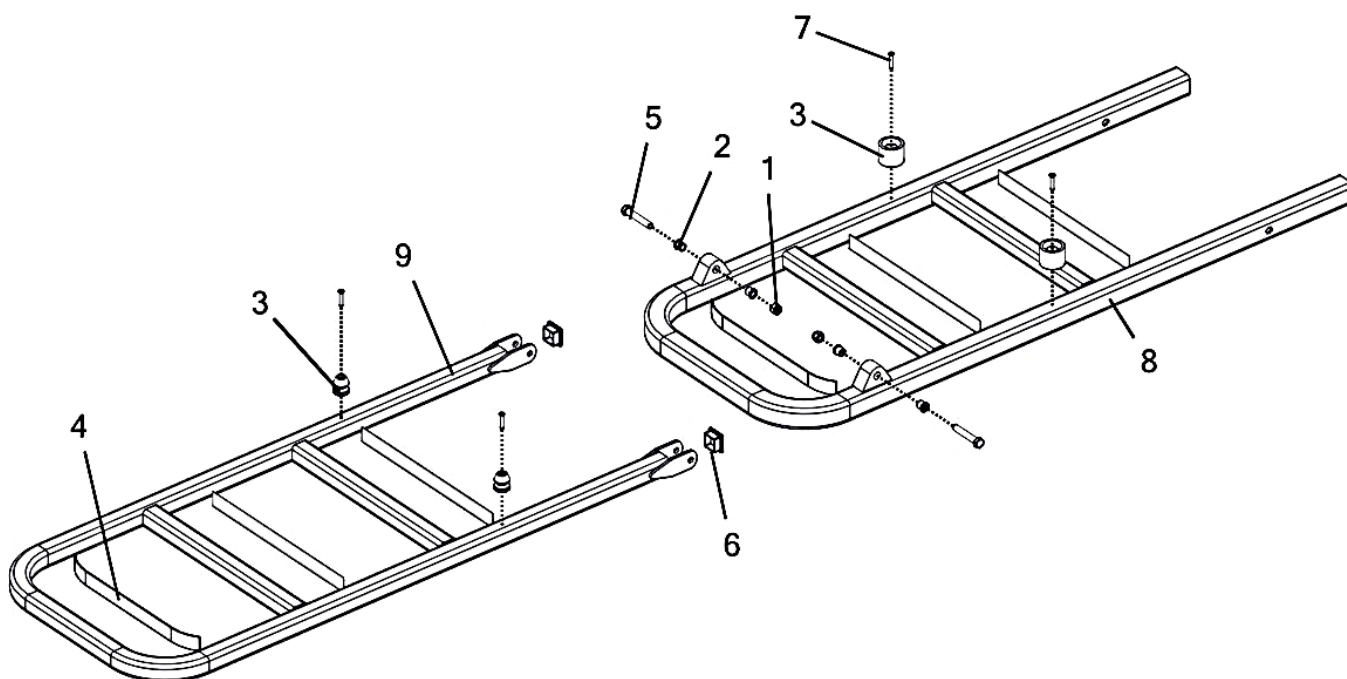
## 6 TON DECK LADDER

ITEM NO.	Qty	Part Number	Description
		<b>A002444__</b>	<b>Ladder - 6 Ton Folding (S/S Hardware)</b>
1	2	P000105	Nut - 3/8-16 Hex Nylon Lock (F594 316 S/S FB) *
2	4	P000393	Bushing - 3/8" x 1/2" x 1/2 Plastic Flange
3	2	P000472	Catch - Rubber Deck Bumper Latch (Part # Is A Male/Female Set)
4	5	P000473	Decal - Anti-Slip Safety Tape (1" x 13") Black 36g
5	2	P000930	Bolt - 3/8-16 x 2.25 x 1 Hex (F593 304 S/S FB) *
6	2	P002078	Cap - 1-1/4" Square Plastic
7	4	P002708	Screw - #10-16 x 1.25 Self-Drilling Pan Head Square (18-8 S/S FB) *
8	1	W002579__	Ladder - 6 Ton Deck
9	1	W002580__	Ladder - Deck Swing

(\*) Included In K002079 - Kit - Platform Swing Ladder Hardware (S/S)



## 9 TON DECK LADDER



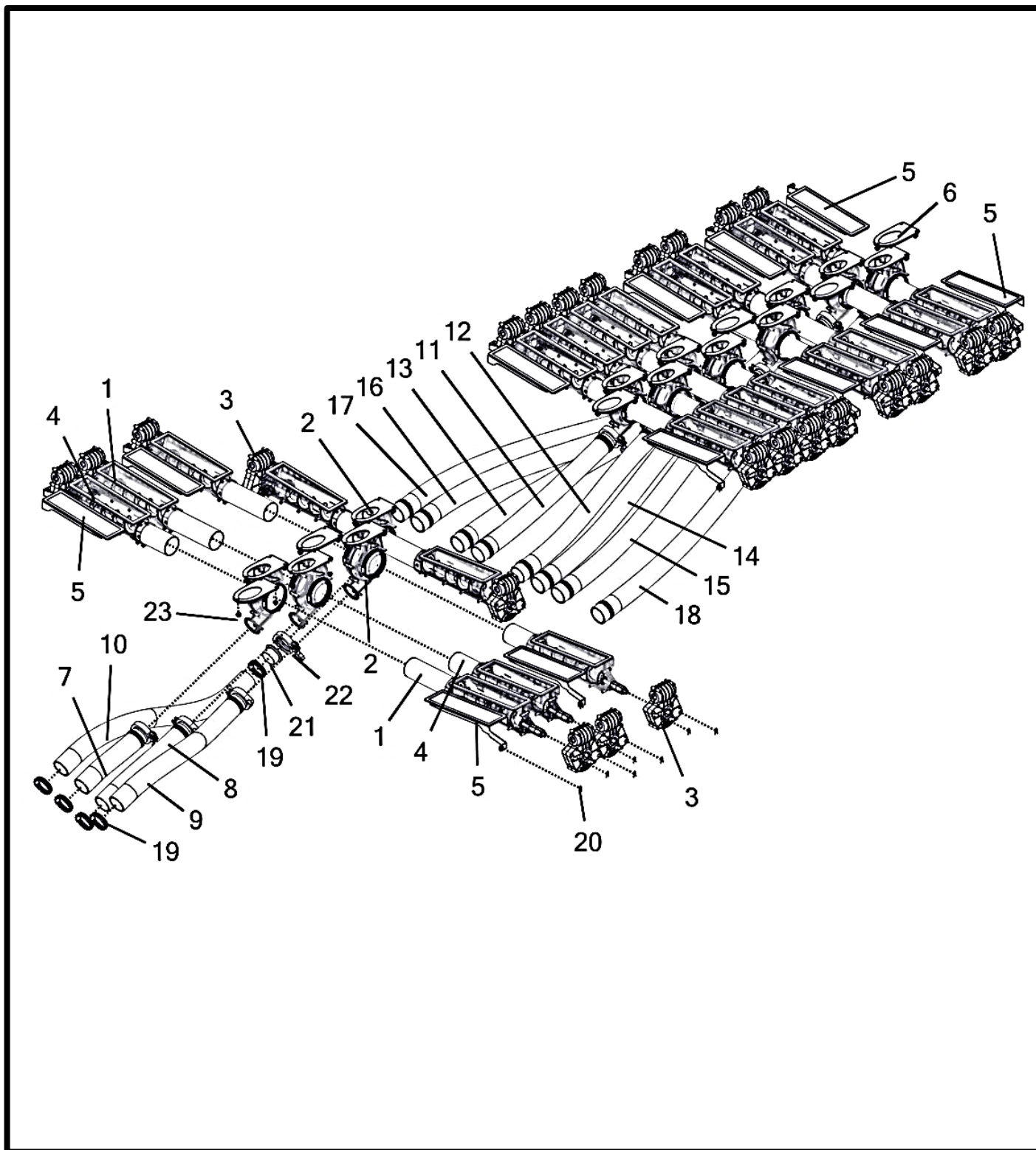
## 9 TON DECK LADDER

ITEM NO.	Qty	Part Number	Description
		<b>A002448__</b>	<b>Ladder - 9 Ton Folding (S/S Hardware)</b>
1	2	P000105	Nut - 3/8-16 Hex Nylon Lock (F594 316 S/S FB) *
2	4	P000393	Bushing - 3/8" x 1/2" x 1/2 Plastic Flange
3	2	P000472	Catch - Rubber Deck Bumper Latch (Part # Is A Male/Female Set)
4	6	P000473	Decal - Anti-Slip Safety Tape (1" x 13") Black 36g
5	2	P000930	Bolt - 3/8-16 x 2.25 x 1 Hex (F593 304 S/S FB) *
6	2	P002078	Cap - 1-1/4" Square Plastic
7	4	P002708	Screw - #10-16 x 1.25 Self-Drilling Pan Head Square (18-8 S/S FB) *
8	1	W002581__	Ladder - 9 Ton Deck
9	1	W002580__	Ladder - Deck Swing

(\*) Included In K002079 - Kit - Platform Swing Ladder Hardware (S/S)

## Row Unit Overview

### Row Kits and Components (K000129 Shown)



## Row Unit Overview

### Row Kits and Components (K000129 Shown)

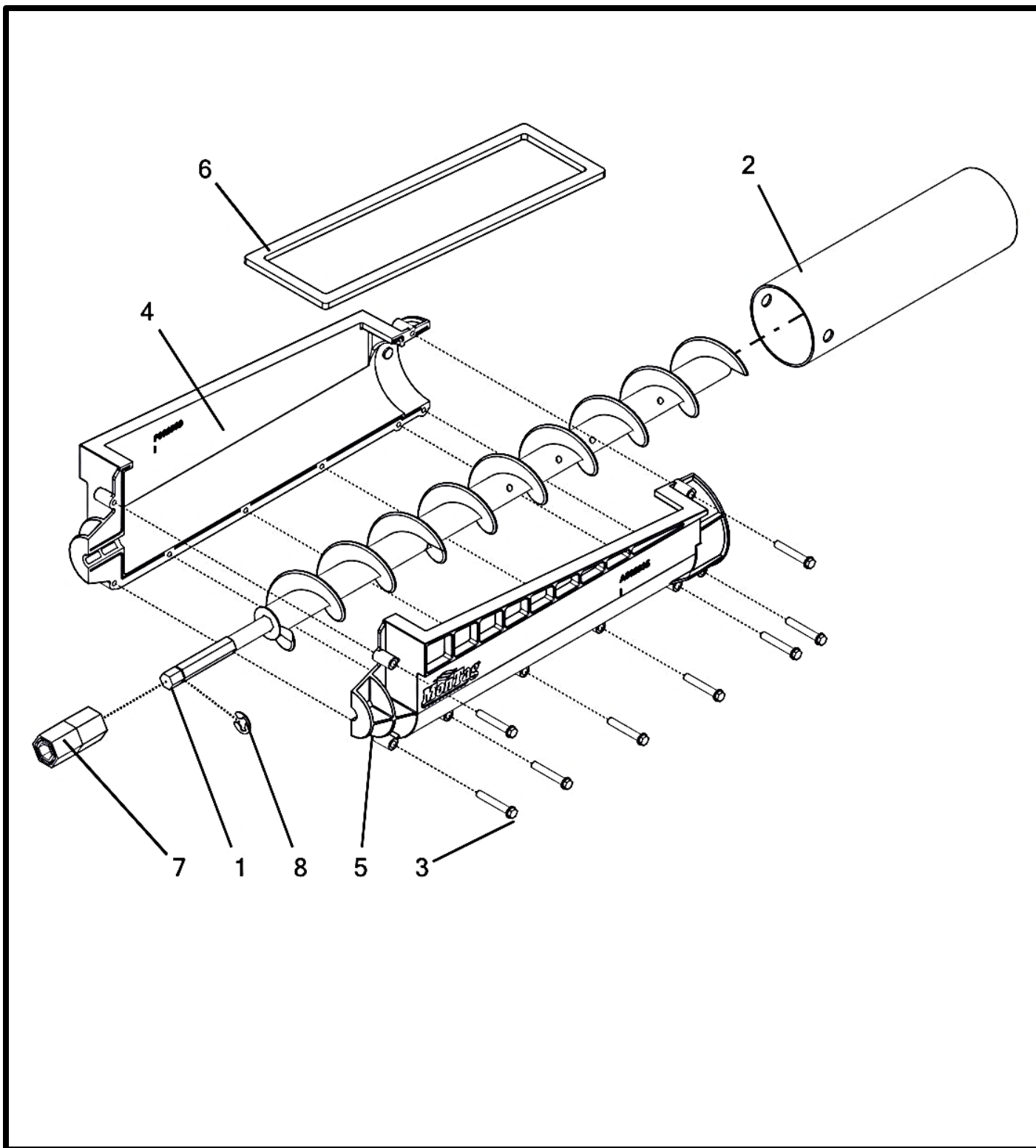
Item No.	Qty.	Part Number	Description
1	12	A002000	Cartridge - Gen 2 2" x 20.5" Auger
2	12	A002014	Air Chamber - Gen 2 Bolt-On
3	24	A002017	Gear Box - Plastic 5/8 Hex - 7/8 Hex (22/7 Ratio)
4	12	A002025	Cartridge - Gen 2 2" x 17.5" Auger
5	12	A002055	Assembly - Cartridge Blank Gen 2
6	6	A002187	Assembly - Air Chamber Blank Gen 2
7	1	M002725	Hose - 2" X 11" Air (B)
8	1	M002726	Hose - 2" X 15" Air (C)
9	1	M002727	Hose - 2" X 26" Air (E)
10	1	M002728	Hose - 2" X 31" Air (F)
11	1	M002734	Hose - 2" X 24" Air (H)
12	1	M002735	Hose - 2" X 29" Air (I)
13	1	M002736	Hose - 2" X 33" Air (J)
14	1	M002737	Hose - 2" X 39" Air (K)
15	1	M002739	Hose - 2" X 49" Air (M)
16	1	M002740	Hose - 2" X 53" Air (N)
17	1	M002742	Hose - 2" X 63-1/2" Air (P)
18	1	M002743	Hose - 2" X 69" Air (Q)
19	24	P000240	Hose Clamp - 2" S/S
20	60	P002009	Retaining Clip - 3/8" x 5/16" x 1"
21	12	P002044	Flange - 2" Sanitary Quick Clamp Tube Adapter
22	12	P002058	Clamp - 2" Sanitary Quick
23	54	P002291	Nut - 1/4-20 Flange Nylon Lock (18-8 S/S FB) *

(\*) Included in K002059 - Kit - Air Chamber Mounting (Nut)

8 ROW	-	K000125
9 ROW	-	K000126
10 ROW	-	K000127
11 ROW	-	K000128
12 ROW	-	K000129
13 ROW	-	K000130
14 ROW	-	K000131
15 ROW	-	K000132
16 ROW	-	K000133
17 ROW	-	K000134
18 ROW	-	K000135

ADDITIONAL HOSES REQUIRED FOR 13-18 ROWS		
1	M002731	Hose - 2" X 6-1/2" Air (A)
1	M002732	Hose - 2" X 20" Air (D)
1	M002733	Hose - 2" X 19" Air (G)
1	M002738	Hose - 2" X 43" Air (L)
1	M002741	Hose - 2" X 59" Air (O)
1	M002744	Hose - 2" X 73.5" Air (R)

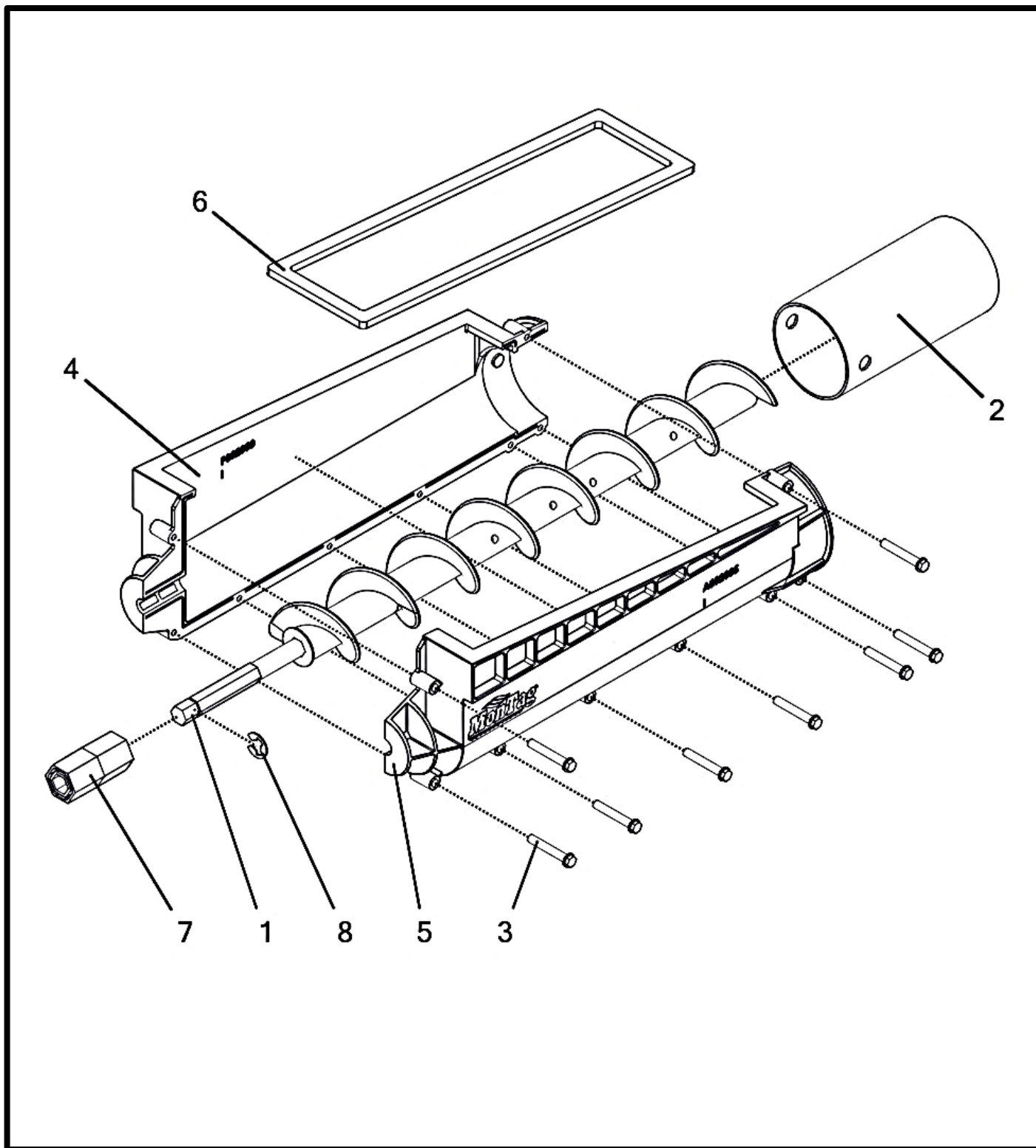
## Cartridge - Long



## Cartridge - Long

Item No.	Qty	Part Number	Description
		<b>A002000</b>	<b>Cartridge - Gen 2 2" x 20.5" Auger</b>
1	1	A002023	Auger - 2" x 18" Flighting
2	1	M002000	Tube - 8" S/S Cartridge
3	8	P000754	Screw - #10-16 x 1-2/5" Hex Washer Head Hi-Low S/S
4	1	P002000	Cartridge - Molded 2" Plastic Finned Auger (Left)
5	1	P002001	Cartridge - Molded 2" Plastic Finned Auger (Right)
6	1	P002006	Gasket - Gen 2 Cartridge
7	1	P002033	Coupler - Plastic 7/8in to 7/16in Shear Hex
8	1	P002215	Retainer - 3/8" E-Clip

## Cartridge - Short

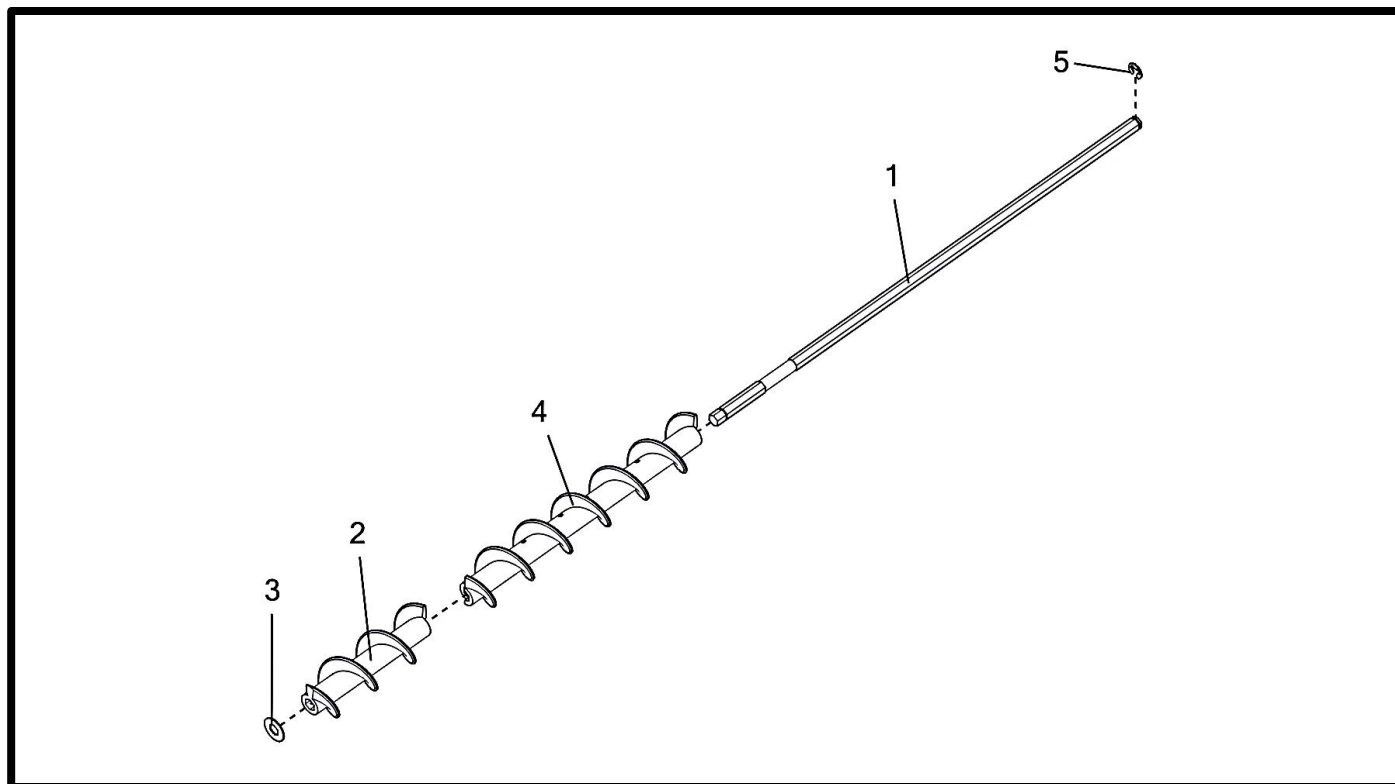




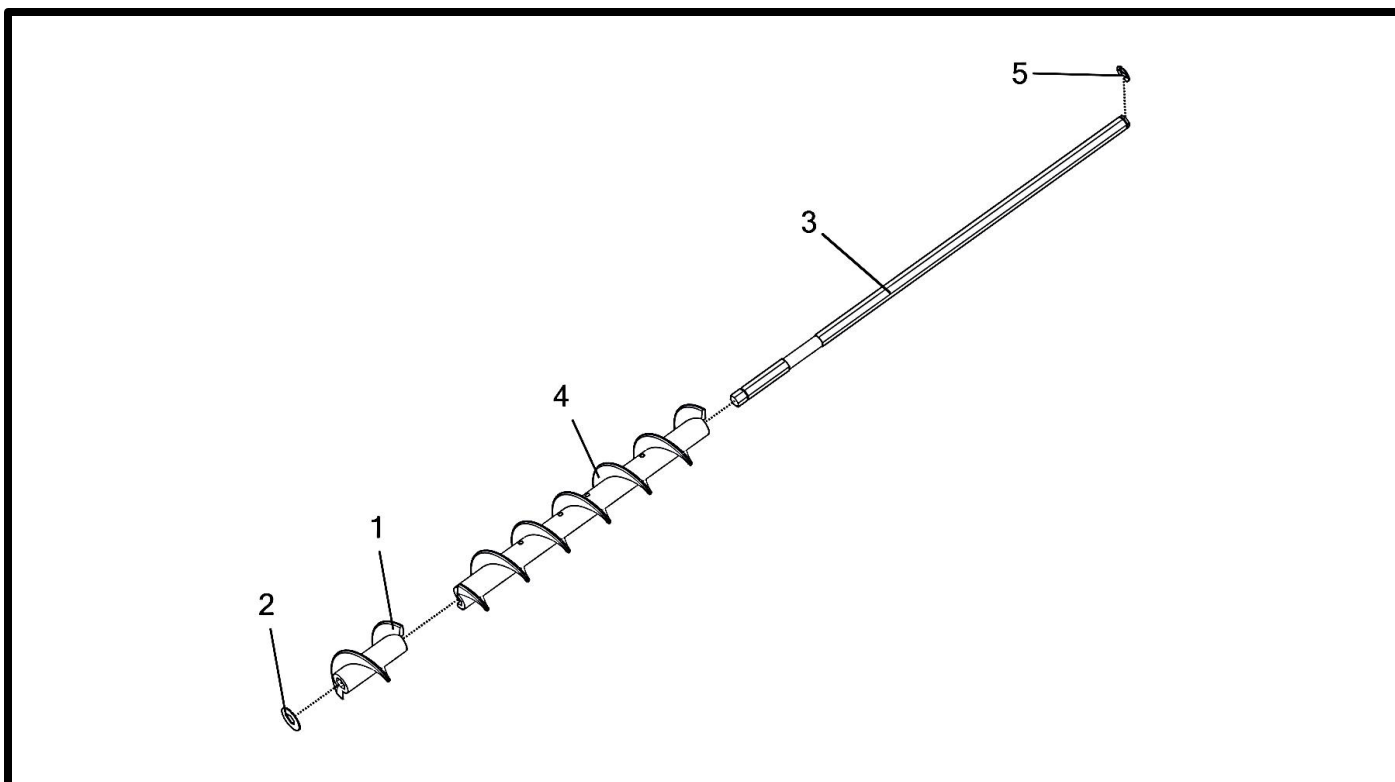
## Cartridge - Short

Item No.	Qty.	Part Number	Description
		<b>A002025</b>	<b>Cartridge - Gen 2 2" x 17.5" Auger</b>
1	1	A002026	Auger - 2" x 15" Flighting
2	1	M002190	Tube - 5" S/S Cartridge
3	8	P000754	Screw - #10-16 x 1-1/4" Hex Washer Head Hi-Low S/S
4	1	P002000	Side - Gen 2 2" Auger Cartridge (Left)
5	1	P002001	Side - Gen 2 2" Auger Cartridge (Right)
6	1	P002006	Gasket - Gen 2 Cartridge (.1875)
7	1	P002033	Coupler - 7/8" to 7/16" Shear Hex
8	1	P002215	Retainer - 3/8" E-Clip

## Auger - Long



## Auger - Short



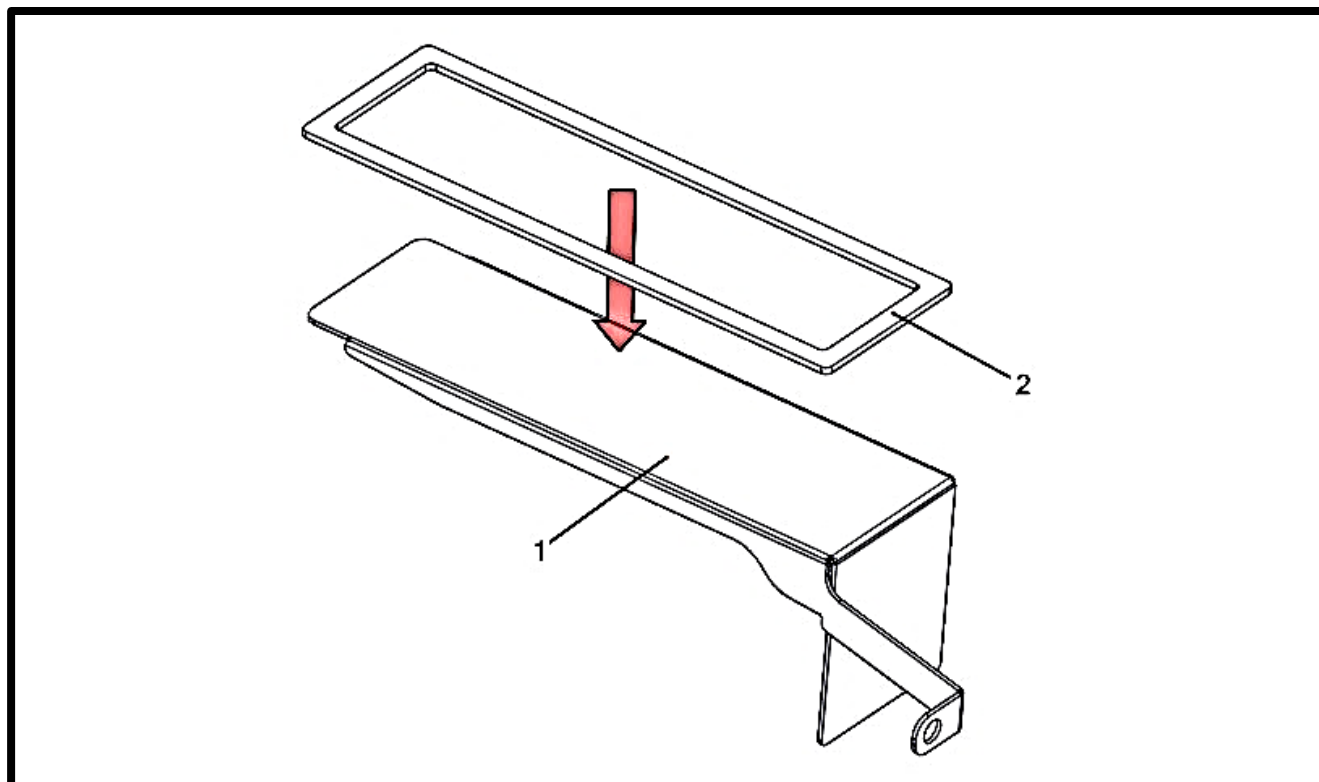
## Auger - Long

Item No.	Qty.	Part Number	Description
		<b>A002023</b>	<b>Auger - 2" x 18" Flighting</b>
1	1	M002035	Shaft - 7/16" Hex Auger Shaft (Long)
2	1	M002036	Flighting - 2" O.D. x 2" Pitch x 6" Auger
3	1	M002185	Washer - Cartridge 7/16" Hex
4	1	P000739	Flighting - 2" O.D. x 2" Pitch x 12" Auger
5	1	P002215	Retainer - 3/8" E-Clip

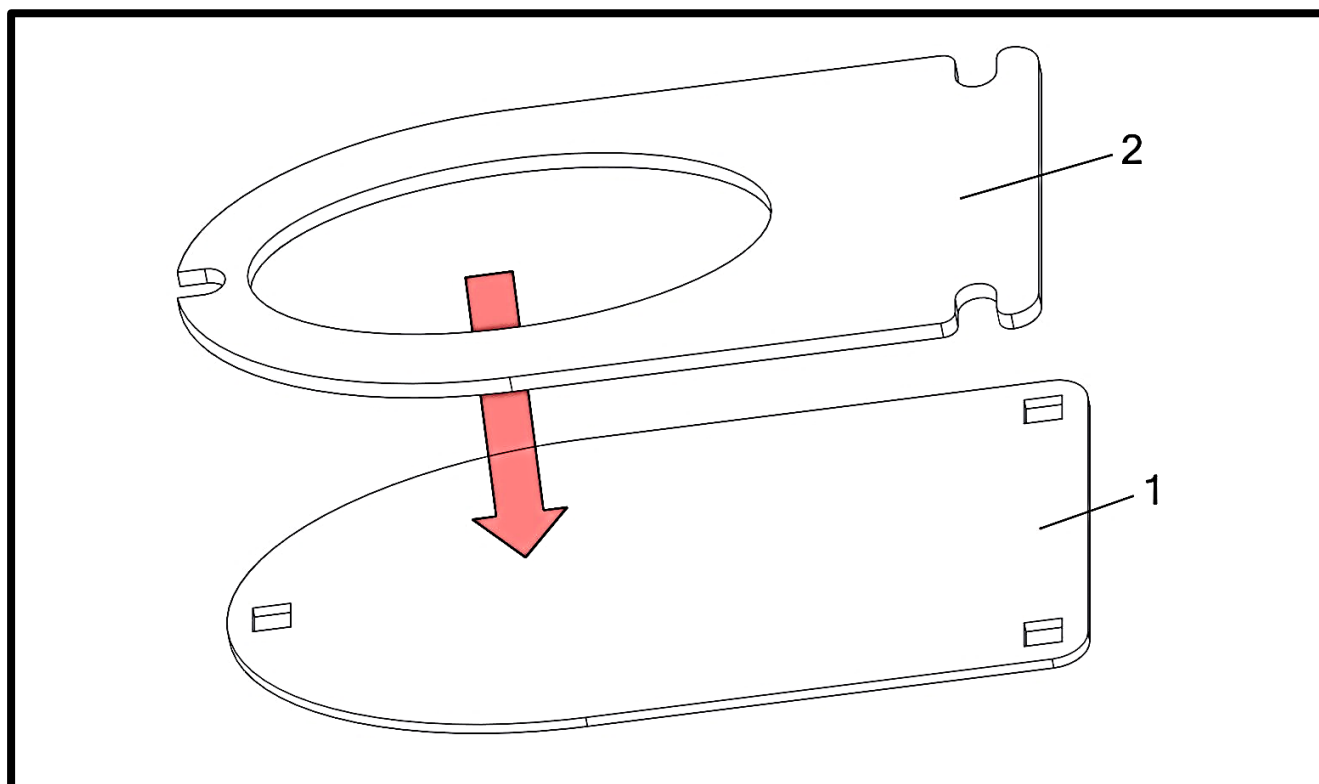
## Auger - Short

Item No.	Qty.	Part Number	Description
		<b>A002026</b>	<b>Auger - 2" x 15" Flighting</b>
1	1	M002037	Flighting - 2" OD x 2" Pitch x 3" Auger
2	1	M002185	Washer - Cartridge 7/16" Hex
3	1	M002191	Shaft - 7/16" Hex Auger Shaft (Short)
4	1	P000739	Flighting - 2" O.D. x 2" Pitch x 12" Auger
5	1	P002215	Retainer - 3/8" E-Clip

## Cartridge - Blank



## Air Chamber - Blank



## Cartridge - Blank

Item No.	Qty.	Part Number	Description
		<b>A002055</b>	<b>Assembly - Cartridge Blank Gen 2</b>
1	1	M002192	Blank - Formed Cartridge
2	1	P002077	Gasket - Gen 2 Cartridge (.125)

## Air Chamber - Blank

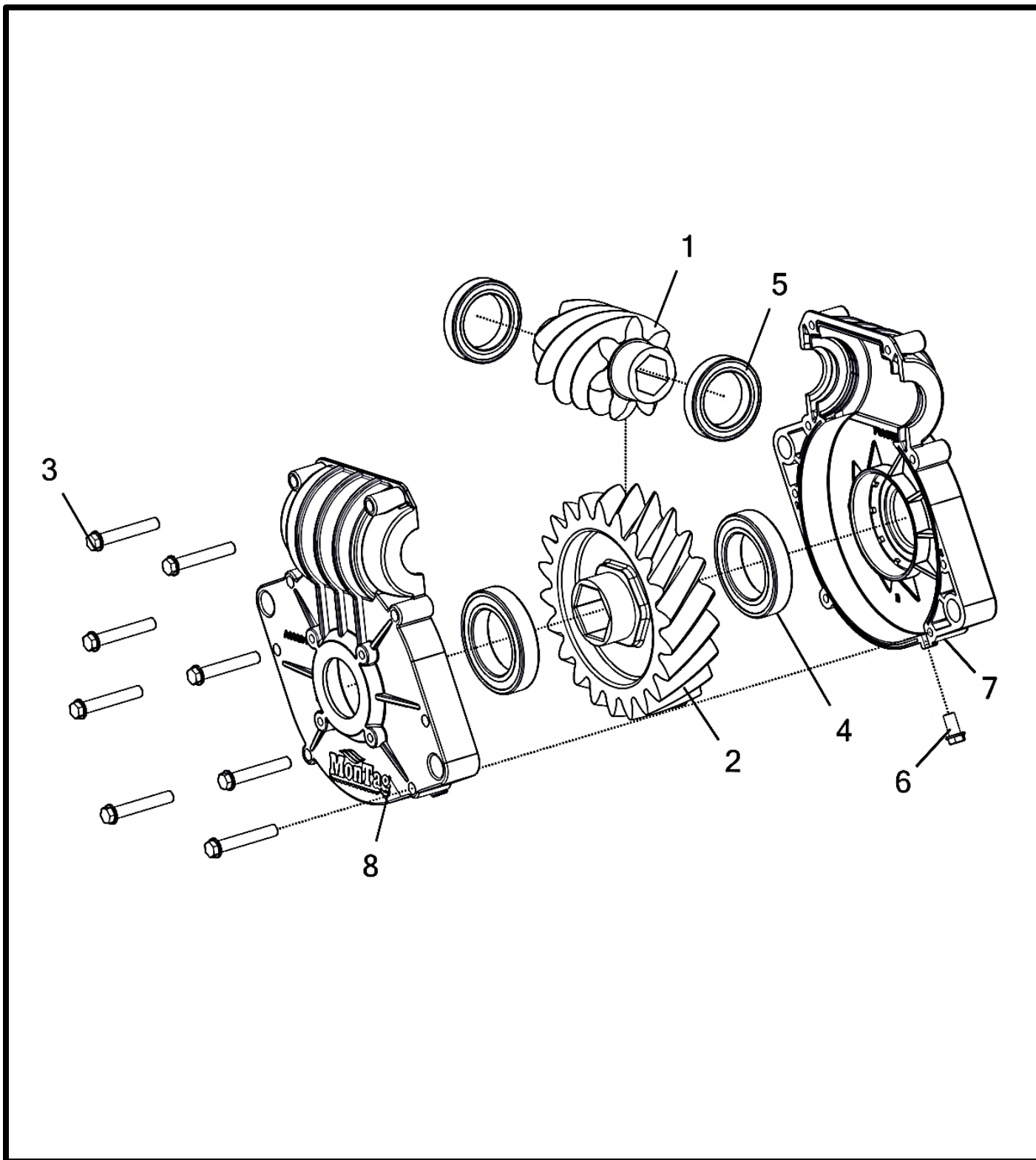
Part No.	Qty.	Part Number	Description
		<b>A002187</b>	<b>Assembly - Air Chamber Blank Gen 2</b>
1	1	M002244	Plate - Air Chamber Cover
2	1	P002047	Gasket - Air Chamber Mounting



## Air Chamber Assembly

Item No.	Qty.	Part Number	Description
		<b>A002014</b>	<b>Air Chamber - Gen 2 Bolt-On</b>
1	1	M002314	Orifice - Air Chamber Insert (3-Bolt Air Chamber)
2	2	P000239	Hose Clamp - 2-1/2"-3" S/S
3	2	P000738	Gasket - Air Chamber to Cartridge
4	8	P000754	Screw - #10-16 x 1-1/4" Hex Washer Head Hi-Low S/S
5	1	P002017	Side - 2" Carriage 3 Bolt Mount Plastic Air Chamber Right
6	1	P002040	Side - 2" Carriage 3 Bolt Mount Plastic Air Chamber Left
7	1	P002047	Gasket - Air Chamber Mounting

## Gear Box Assembly





## Gear Box Assembly

Item No.	Qty	Part Number	Description
		<b>A002017</b>	<b>Gear Box - Plastic 5/8 Hex - 7/8 Hex (22/7 Ratio)</b>
1	1	P000733	Gear - Plastic 7 Tooth 5/8" Hex Driver
2	1	P000734	Gear - Plastic 22 Tooth 7/8" Hex Driven
3	8	P000754	Screw - #10-16 x 1-2/5" Hex Washer Head Hi-Low S/S
4	2	P000760	Bearing - 30 x 47 x 9 mm Radial Ball (S/S Double Contact Seal)
5	2	P000761	Bearing - 25 x 37 x 7 mm Radial Ball (S/S - Double Contact Seals)
6	1	P000879	Screw - #10-16 x 3/8" Hex Washer Head Hi-Low S/S
7	1	P002032	Housing - Plastic Gear Box 22:7 (Right) w/ Drain
8	1	P002039	Housing - Plastic Gear Box 22:7 (Left) w/ Drain

THIS PAGE INTENTIONALLY LEFT BLANK

# HYDRAULICS

## COMPLETE KITS

KIT NO.	DESCRIPTION
K000181	Kit - 2 Bin 1 Section Gen 2 Complete
K000182	Kit - 2 Bin 2 Section Gen 2 Complete
K000183	Kit - 2 Bin 3 Section Gen 2 Complete
K000184	Kit - 2 Bin 4 Section Gen 2 Complete

## ADD-ON KITS

**ATTENTION! THESE ARE NOT COMPLETE KITS. YOU MUST ADD EACH SECTION SEPARATELY. SEE CONVERSION GUIDE BELOW FOR DETAILS**

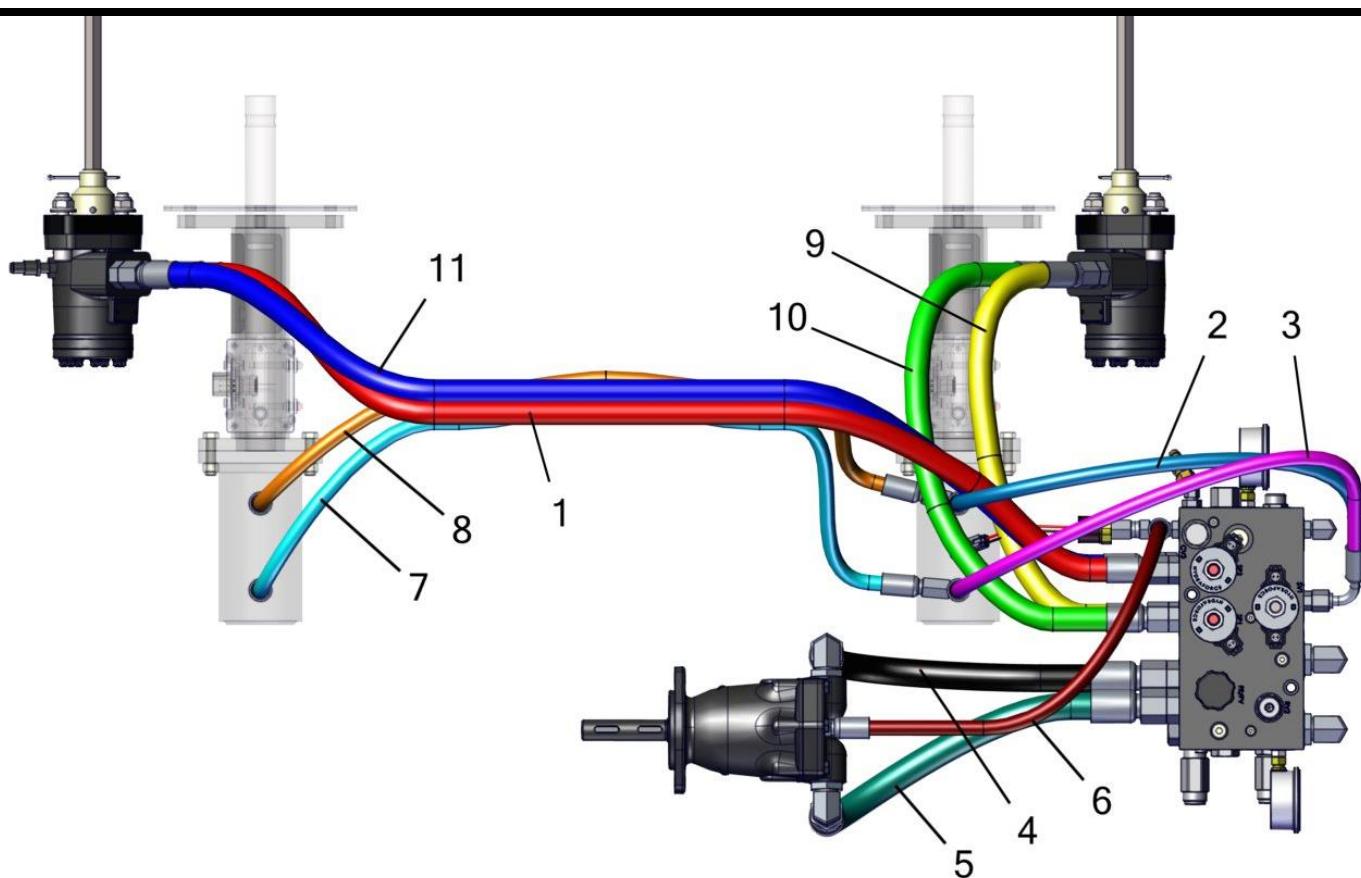
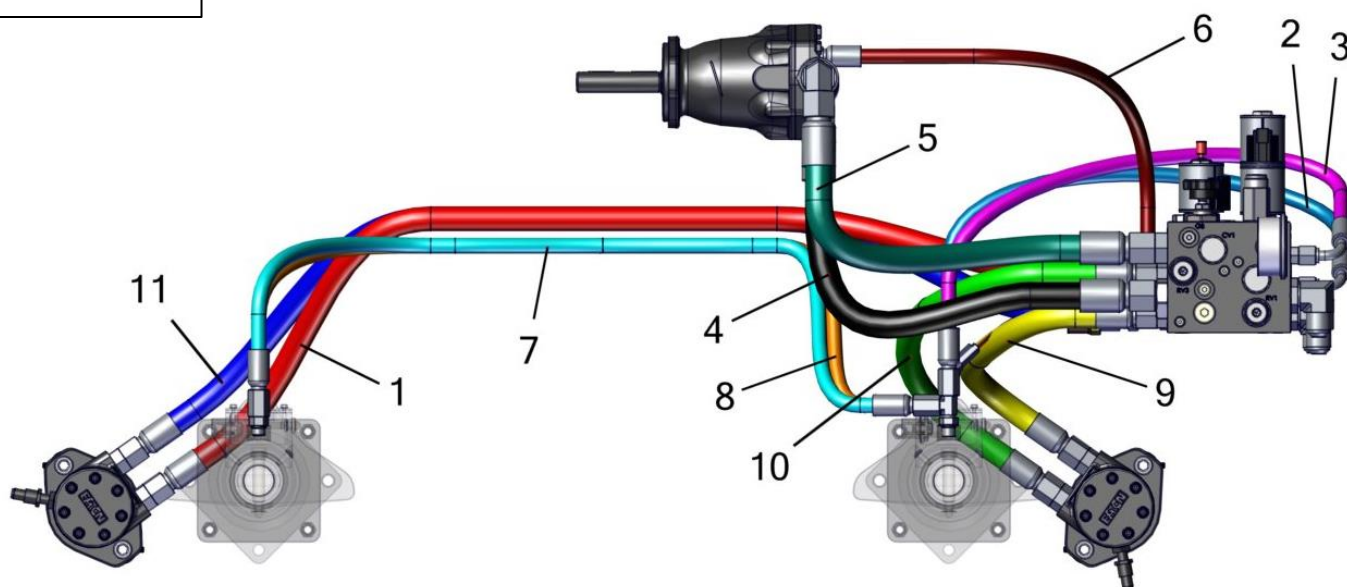
KIT NO.	DESCRIPTION
K000172	Kit - 2 Bin 2 Section Gen 2 Add-On
K000173	Kit - 2 Bin 3 Section Gen 2 Add-On
K000174	Kit - 2 Bin 4 Section Gen 2 Add-On

## CONVERSION GUIDE

MACHINE CONVERSION:	REQUIRES:
1-SECTION TO 2-SECTION	(1) K000172
1-SECTION TO 3-SECTION	(1) K000172, (1) K000173
1-SECTION TO 4-SECTION	(1) K000172, (1) K000173, (1) K000174
2-SECTION TO 3-SECTION	(1) K000173
2-SECTION TO 4-SECTION	(1) K000173, (1) K000174
3-SECTION TO 4-SECTION	(1) K000174

## Hydraulics – One Section Hoses


FAN END

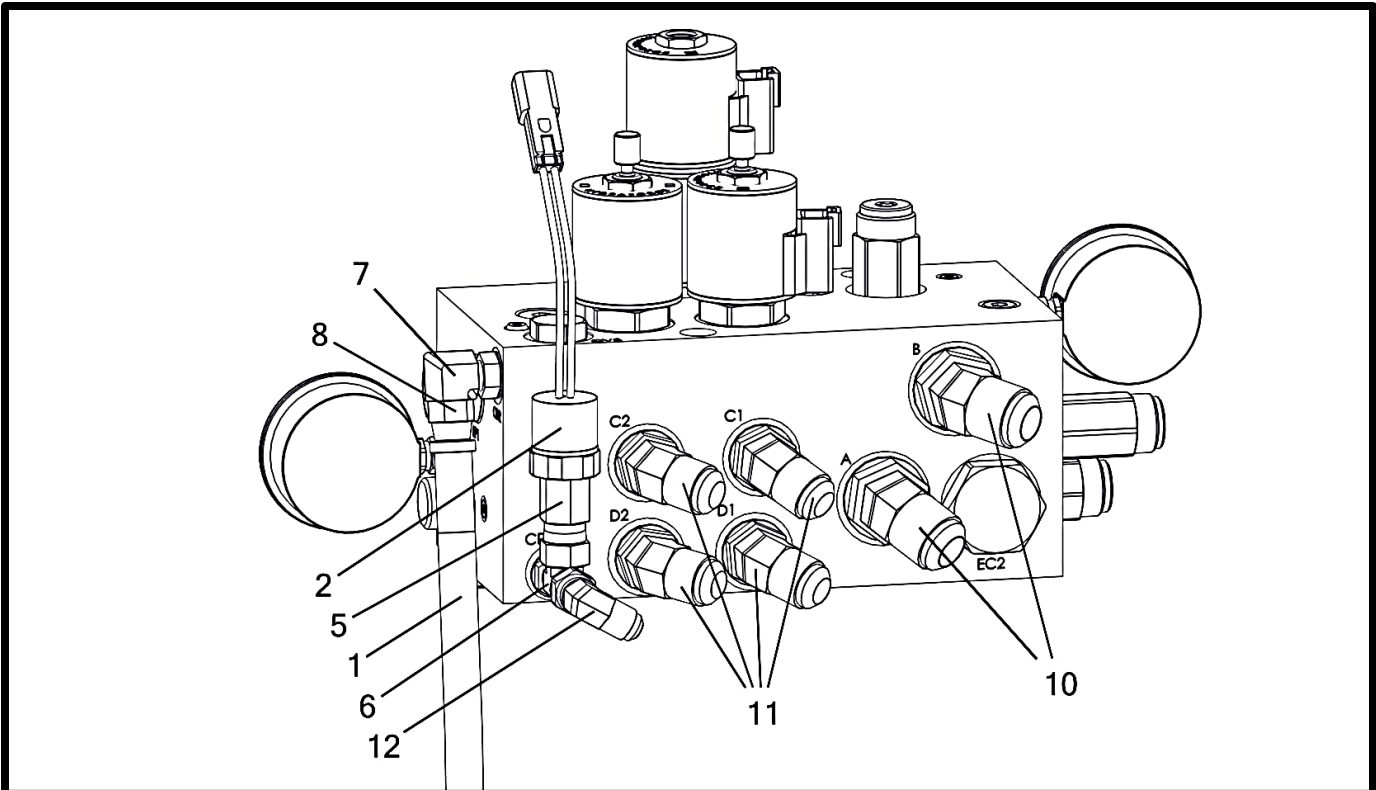
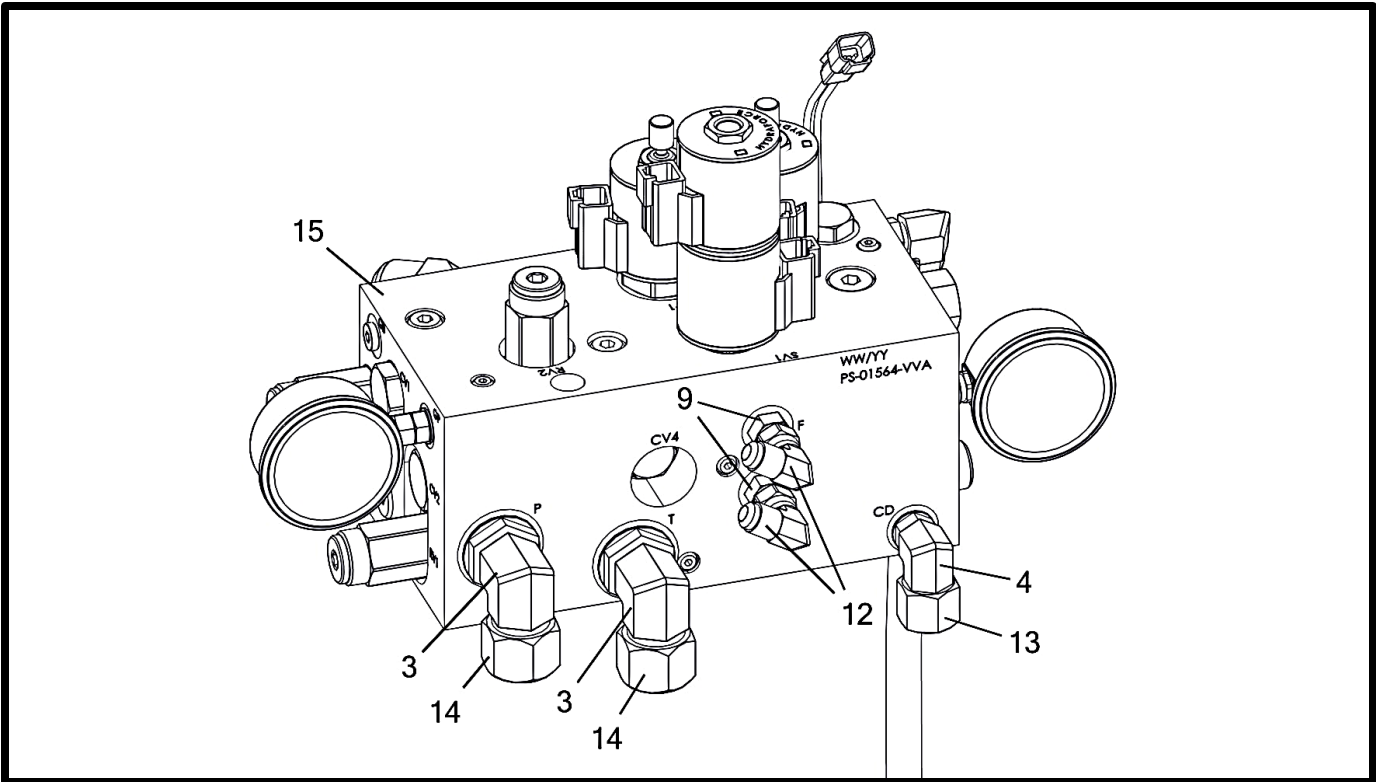


FAN END TOP VIEW

## Hydraulics – One Section Hoses

Item No.	Qty	Part Number	Description
1	1	P000912 (C2)	Hose - Hyd - 1/2" x 75" (#10 F JIC x #10 F JIC)
2	1	P000927 (E)	Hose - Hyd - 3/8" x 31" (#6 F JIC Elbow 90 x #6 F JIC)
3	1	P000927 (F)	Hose - Hyd - 3/8" x 31" (#6 F JIC Elbow 90 x #6 F JIC)
4	1	P002236 (A)	Hose - Hyd - 3/4" x 20" (#12 F JIC x #12 F JIC)
5	1	P002236 (B)	Hose - Hyd - 3/4" x 20" (#12 F JIC x #12 F JIC)
6	1	P002416 (CD)	Hose - Hyd - 3/8" x 23" (#6 M O-Ring x #6 F JIC)
		P002582	O-Ring - #6 Buna (4000-06)
7	1	P002418	Hose - Hyd - 3/8" x 41" (#6 F JIC x #6 F JIC)
8	1	P002418	Hose - Hyd - 3/8" x 41" (#6 F JIC x #6 F JIC)
9	1	P002419 (D1)	Hose - Hyd - 1/2" X 25" (#10 F JIC X #10 F JIC)
10	1	P002422 (C1)	Hose - Hyd - 1/2" x 48" (#10 F JIC x #10 F JIC)
11	1	P002422 (D2)	Hose - Hyd - 1/2" x 48" (#10 F JIC x #10 F JIC)



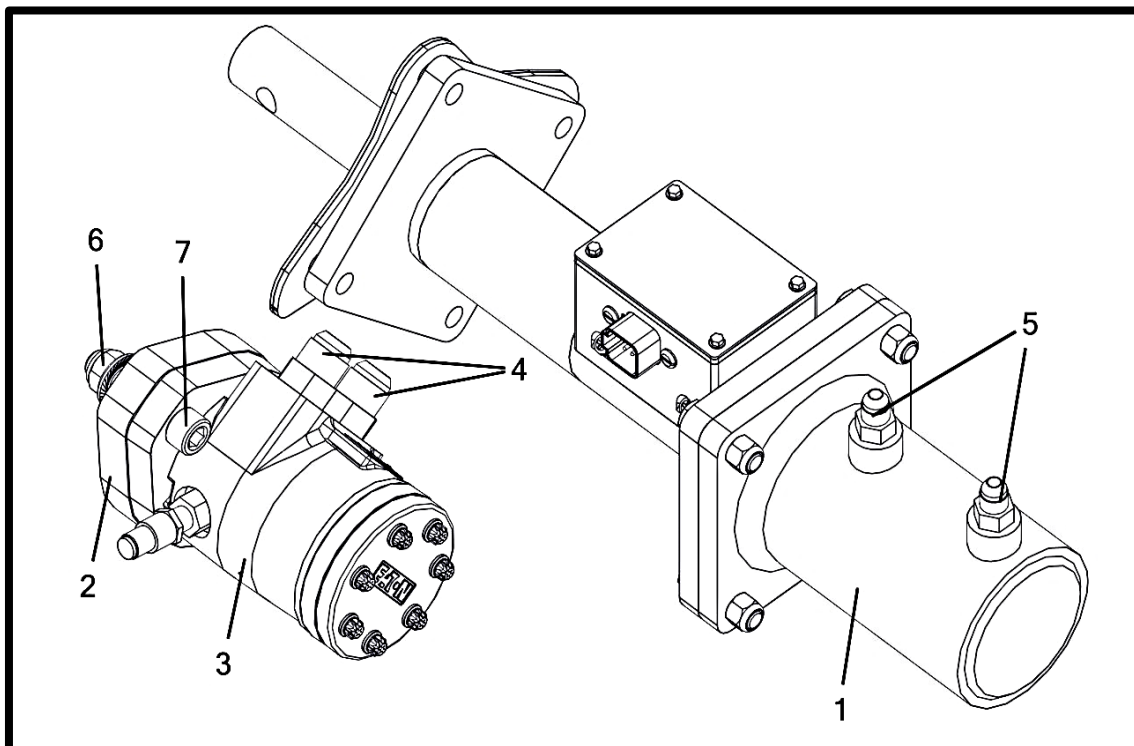


## Hydraulic Block - 2 Product - Hydraulic Slide Gate

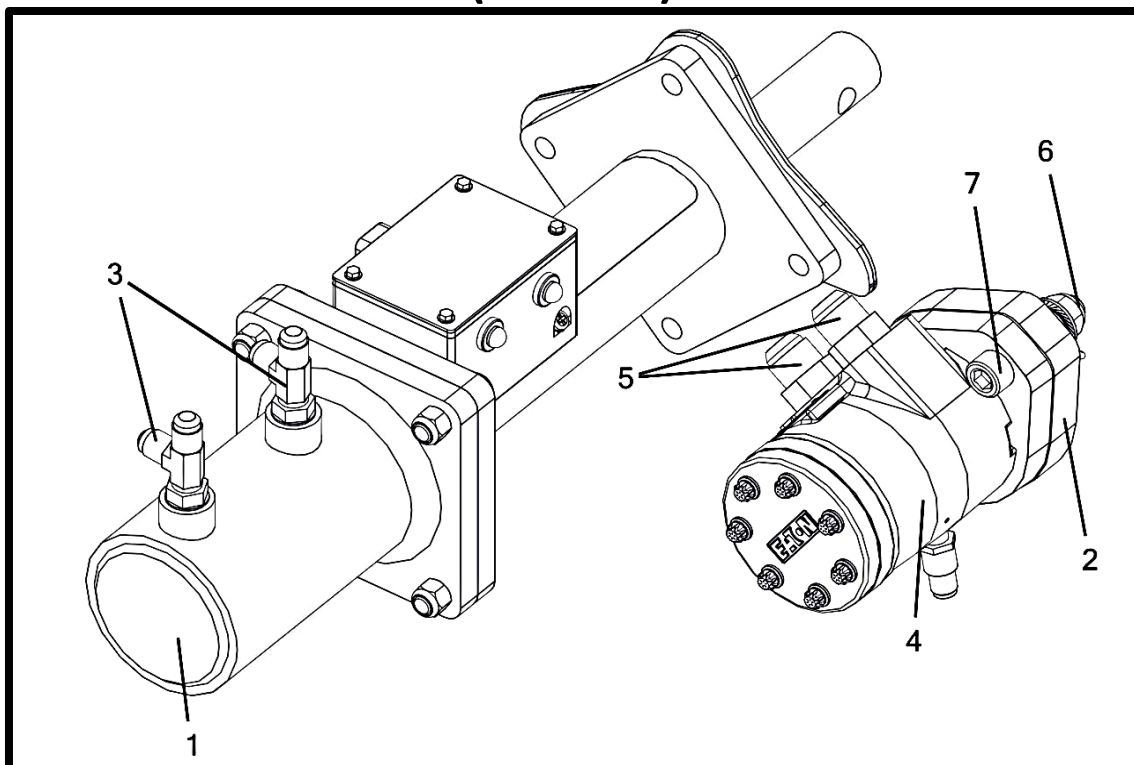
Item No.	Qty	Part Number	Description
1	1	M001042	Hose - Manifold Case Drain Bypass
2	1	P000378	Switch - Hyd Pressure Sensor (23 PSI) (Case Drain)
3	2	P000385	Fitting - Hyd - #12 M JIC x #12 M O-Ring Elbow 90 (6801-12-12)
		P002585	O-Ring - #12 Buna (4000-12)
4	1	P000386	Fitting - Hyd - #6 M O-Ring x #8 M JIC Elbow 90 (6801-08-06)
		P002582	O-Ring - #6 Buna (4000-06)
5	1	P000388	Fitting - Hyd - #6 F JIC x #4 F Pipe Adapter Union (6506-04-06)
6	1	P000389	Fitting - Hyd - 1&3=#6 M JIC, 2=#6 M O-Ring Tee (6804-06-06-06)
		P002582	O-Ring - #6 Buna (4000-06)
7	1	P000390	Fitting - Hyd - #6 M O-Ring x #6 M JIC Elbow 90 (6801-06-06)
		P002582	O-Ring - #6 Buna (4000-06)
8	1	P000391	Fitting - #6 F JIC Adapter to 3/8" Push-Lock Barb (PB-JCFX-0606)
9	2	P000928	Fitting - Hyd - #6 M O-Ring x #6 M JIC Straight
		P002582	O-Ring - #6 Buna (4000-06)
10	2	P002610	Fitting - Hyd - #12 M O-Ring x #12 M JIC Elbow 45
		P002585	O-Ring - #12 Buna (4000-12)
11	4	P002613	Fitting - Hyd - #10 M O-ring x #10 M JIC Elbow 45
		P002584	O-Ring - #10 Buna (4000-10)
12	3	P002669	Fitting - Hyd - #6 M JIC x #6 F JIC Swivel Elbow 90
13	1	P002703	Fitting - Hyd - #8 F JIC Cap
14	2	P002704	Fitting - Hyd - #12 F JIC Cap
15	1	P003130	Manifold - Hydraulic Dual Product Control (Less Fan Override) (PS-01564-VVA-01)



## One Section Slide Gate Cylinder & Drive Motor – Tank 2 (Fan End)



## One Section Slide Gate Cylinder & Drive Motor – Tank 1 (Fan End)



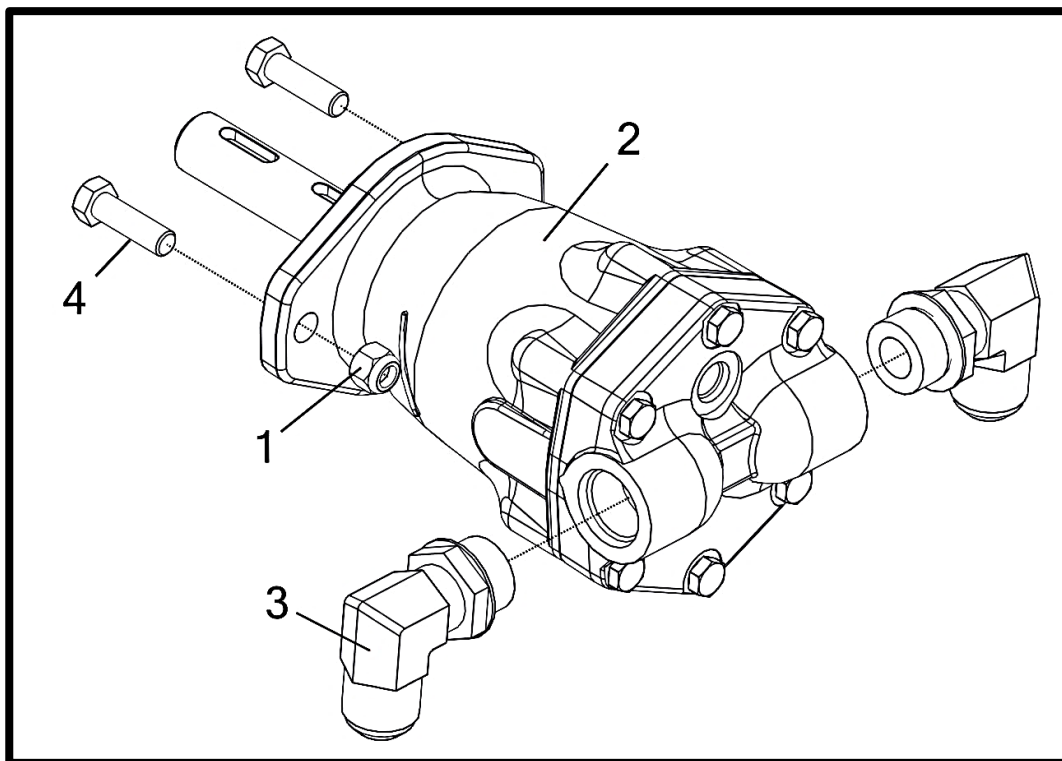
## One Section Slide Gate Cylinder & Drive Motor – Tank 2 (Fan End)

Item No.	Qty.	Part Number	Description
1	1	A002101__	Mount - Slide Gate Cylinder Extension
		<b>(R) A002506__</b>	<b>Cylinder - Slidegate Sub-Assembly (Rear Sensor) (Not Shown)</b>
2	1	M002604__	Plate - Motor Spacer (3/4")
3	1	P000828	Motor - Hyd. 4.5 CU/IN Char-Lynn w/ Speed Sensor (101-3525-009)
4	2	P000836	Fitting - Hyd - #10 M O-Ring x #10 M JIC Straight
		P002584	O-Ring - #10 Buna (4000-10)
5	2	P000928	Fitting - Hyd - #6 M O-Ring x #6 M JIC Straight
		P002582	O-Ring - #6 Buna (4000-06)
6	2	P002226	Nut - 1/2-13 Flange Nylon Lock (18-8 S/S FB)
7	2	P002235	Bolt - 1/2-13 x 2.25 x 1.25 Socket Head (F593 304 S/S FB)

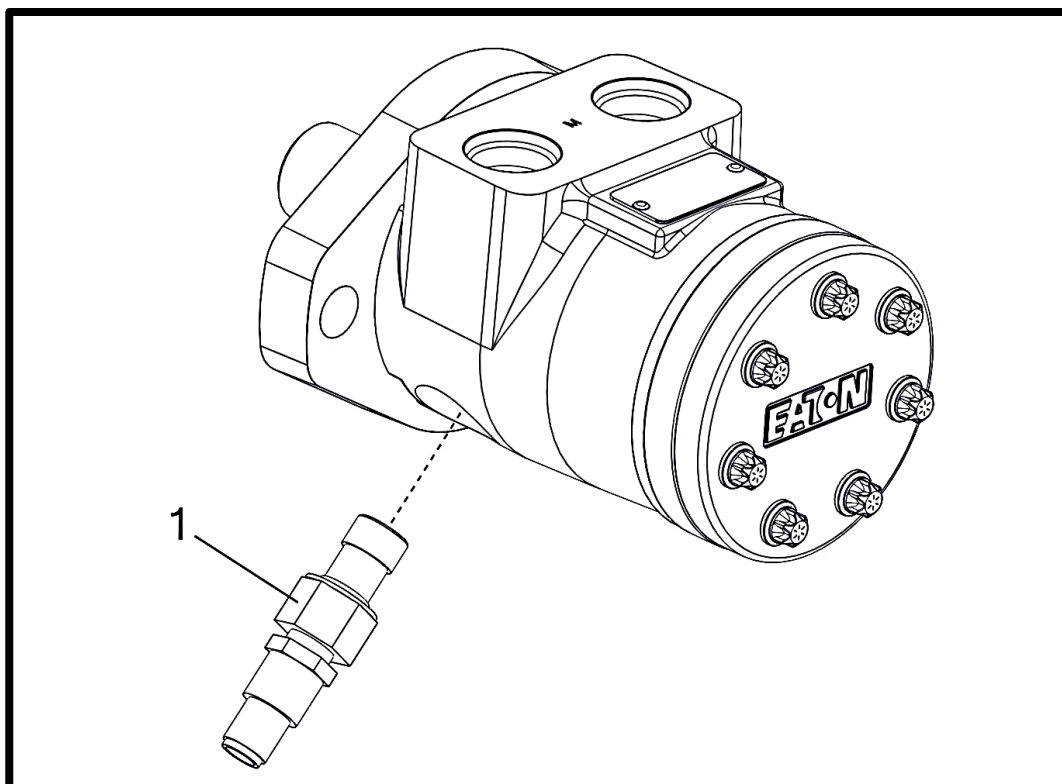
## One Section Slide Gate Cylinder & Drive Motor – Tank 1 (Fan End)

Item No.	Qty.	Part Number	Description
1	1	A002101__	Mount - Slide Gate Cylinder Extension
		<b>(R) A002506__</b>	<b>Cylinder - Slidegate Sub-Assembly (Rear Sensor) (Not Shown)</b>
2	1	M002604__	Plate - Motor Spacer (3/4")
3	2	P000389	Fitting - Hyd - 1&3=#6 M JIC, 2=#6 M O-Ring Tee
		P002582	O-Ring - #6 Buna (4000-06)
4	1	P000828	Motor - Hyd. 4.5 CU/IN Char-Lynn w/ Speed Sensor (101-3525-009)
5	2	P000836	Fitting - Hyd - #10 M O-Ring x #10 M JIC Straight
		P002584	O-Ring - #10 Buna (4000-10)
6	2	P002226	Nut - 1/2-13 Flange Nylon Lock (18-8 S/S FB)
7	2	P002235	Bolt - 1/2-13 x 2.25 x 1.25 Socket Head (F593 304 S/S FB)

## Fan Motor (All Section Variations)



## Speed Sensor (All Section Variations)



## Fan Motor (All Section Variations)

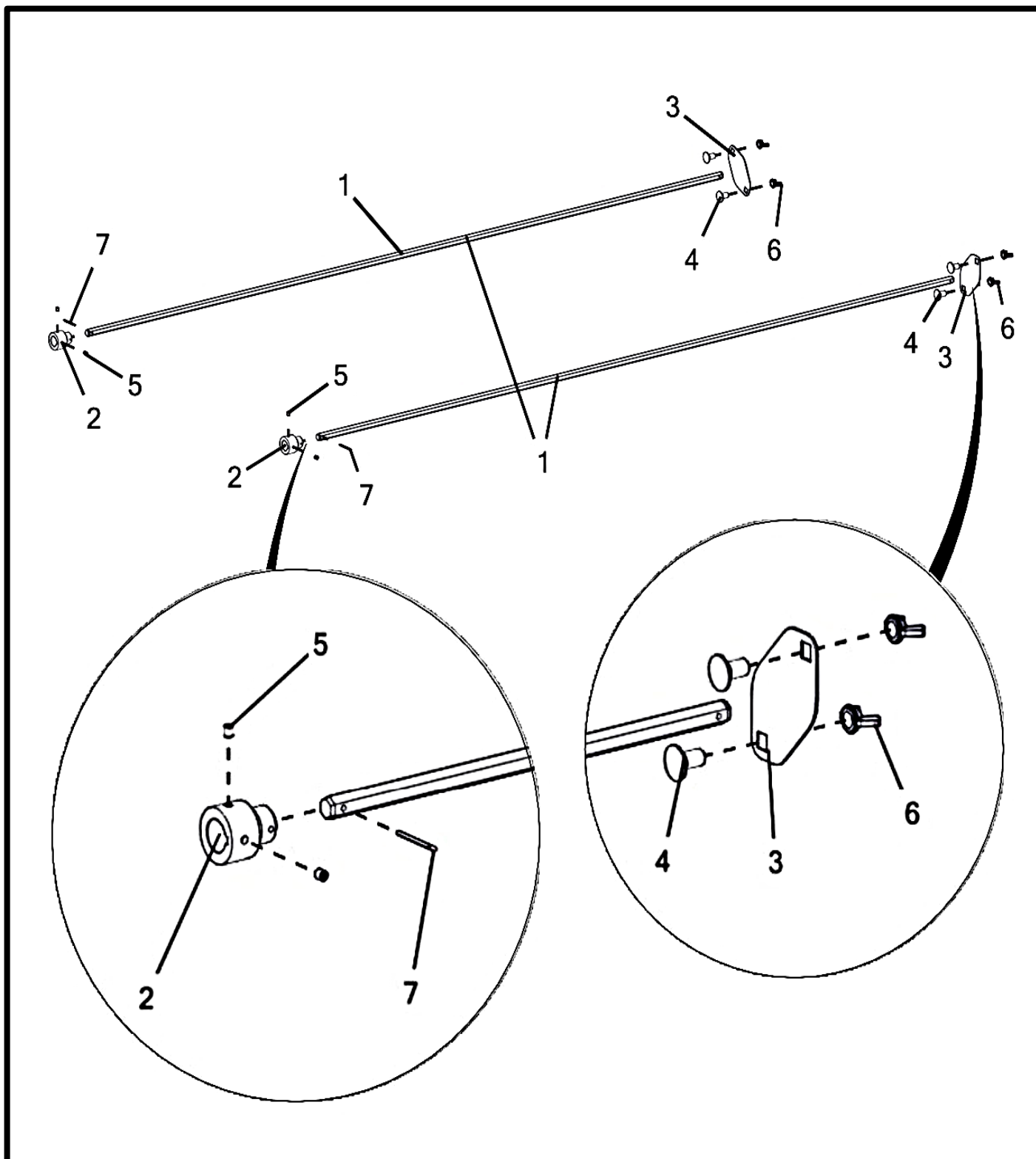
Item No.	Qty	Part Number	Description
1	2	P000105	Nut - 3/8-16 Hex Nylon Lock (F594 316 S/S FB)
2	1	P000354	Motor - Eaton 16 & 24 Row Fan (74118)
3	2	P000385	Fitting - Hyd - #12 M JIC x #12 M O-Ring Elbow 90
		P002585	O-Ring - #12 Buna (4000-12)
4	2	P000416	Bolt - 3/8-16 x 1.25 x 1 Hex (F593 304 S/S FB)

(\*) Included In K002152 - Kit - Fan / Transition Hardware Gen 2 (2018+)

## Speed Sensor (All Section Variations)

Item No.	Qty.	Part Number	Description
1	1	P000926	Sensor - Char-Lynn Motor Speed Sensor (60 Pulse)

## One Section Drive Shafts And Covers

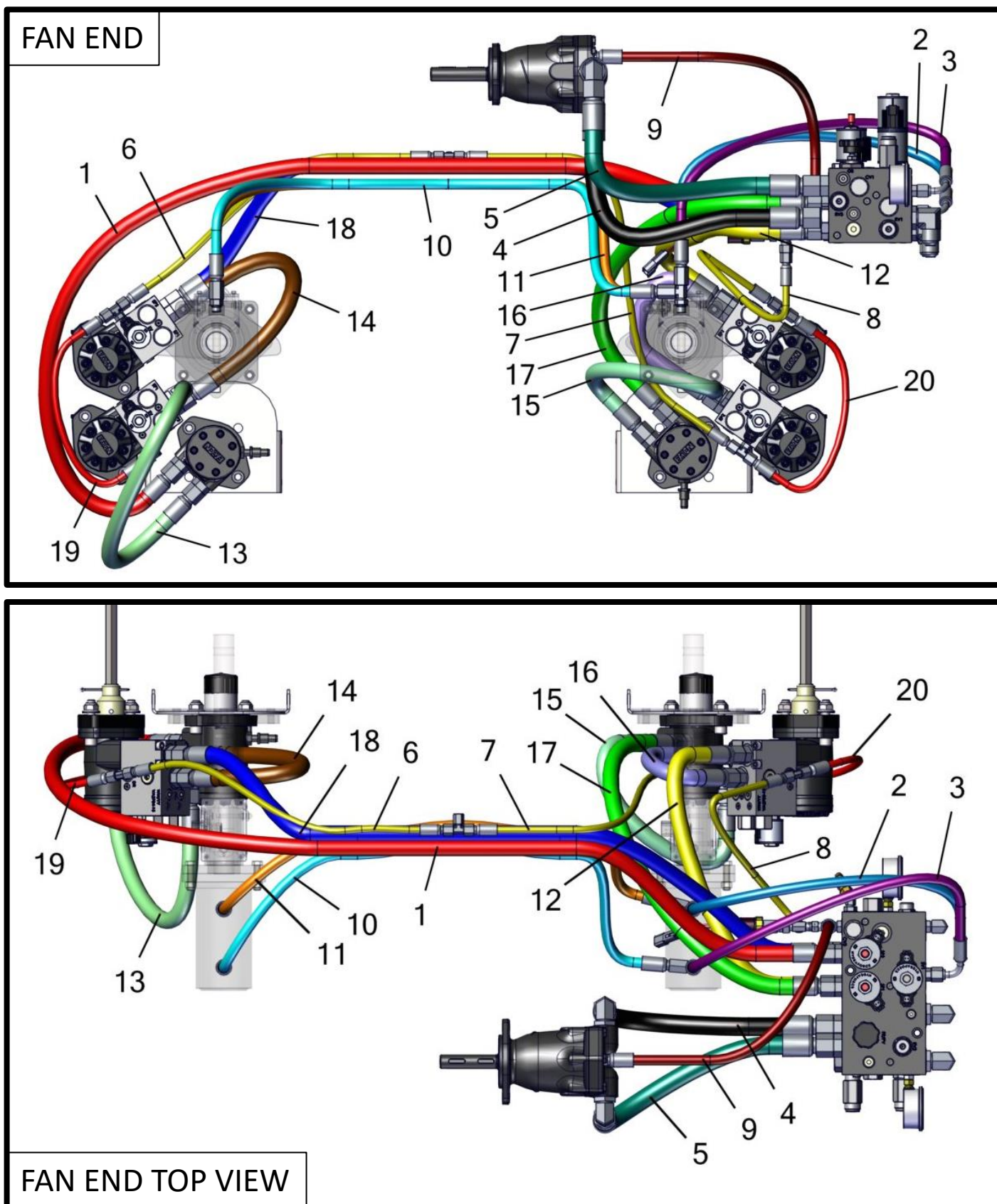


## One Section Drive Shafts And Covers

Item No.	Qty.	Part Number	Description
1	2	M002039	Shaft - 5/8" Long Drive
2	2	M002152	Coupler - 1" Round w/ Keyway to 5/8" Hex Shaft
3	2	M002272	Plate - Gear Box Drive Shaft Cover Shield
4	4	P000638	Bolt - 1/2-13 x 1 x 1 Carriage (F593 304 S/S FB)
5	4	P000785	Set Screw - 5/16-18 x 5/16" UNC
6	4	P000911	Nut - 1/2-13 UNC Wing (Nylon)
7	2	P002013	Cotter Pin - 1/8in x 1.75in (S/S)



## Hydraulics – Two Section Hoses






## Hydraulics – Two Section Hoses

Item No.	Qty	Part Number	Description
1	1	P000912 (C2)	Hose - Hyd - 1/2" x 75" (#10 F JIC x #10 F JIC)
2	1	P000927 (E)	Hose - Hyd - 3/8" x 31" (#6 F JIC Elbow 90 x #6 F JIC)
3	1	P000927 (F)	Hose - Hyd - 3/8" x 31" (#6 F JIC Elbow 90 x #6 F JIC)
4	1	P002236 (A)	Hose - Hyd - 3/4" x 20" (#12 F JIC x #12 F JIC)
5	1	P002236 (B)	Hose - Hyd - 3/4" x 20" (#12 F JIC x #12 F JIC)
6	1	P002412	Hose - Hyd - 1/4" x 25" (#4 F JIC x #4 F JIC)
7	1	P002412	Hose - Hyd - 1/4" x 25" (#4 F JIC x #4 F JIC)
8	1	P002412	Hose - Hyd - 1/4" x 25" (#4 F JIC x #4 F JIC)
9	1	P002416 (CD)	Hose - Hyd - 3/8" x 23" (#6 M O-Ring x #6 F JIC)
		P002582	O-Ring - #6 Buna (4000-06)
10	1	P002418	Hose - Hyd - 3/8" x 41" (#6 F JIC x #6 F JIC)
11	1	P002418	Hose - Hyd - 3/8" x 41" (#6 F JIC x #6 F JIC)
12	1	P002419 (D1)	Hose - Hyd - 1/2" X 25" (#10 F JIC X #10 F JIC)
13	1	P002419	Hose - Hyd - 1/2" X 25" (#10 F JIC X #10 F JIC)
14	1	P002419	Hose - Hyd - 1/2" X 25" (#10 F JIC X #10 F JIC)
15	1	P002419	Hose - Hyd - 1/2" X 25" (#10 F JIC X #10 F JIC)
16	1	P002419	Hose - Hyd - 1/2" X 25" (#10 F JIC X #10 F JIC)
17	1	P002422 (C1)	Hose - Hyd - 1/2" x 48" (#10 F JIC x #10 F JIC)
18	1	P002422 (D2)	Hose - Hyd - 1/2" x 48" (#10 F JIC x #10 F JIC)
19	1	(R) P002670	Hose - Hyd - 1/4" x 20" (#4 F JIC x #4 F JIC)
20	1	(R) P002670	Hose - Hyd - 1/4" x 20" (#4 F JIC x #4 F JIC)

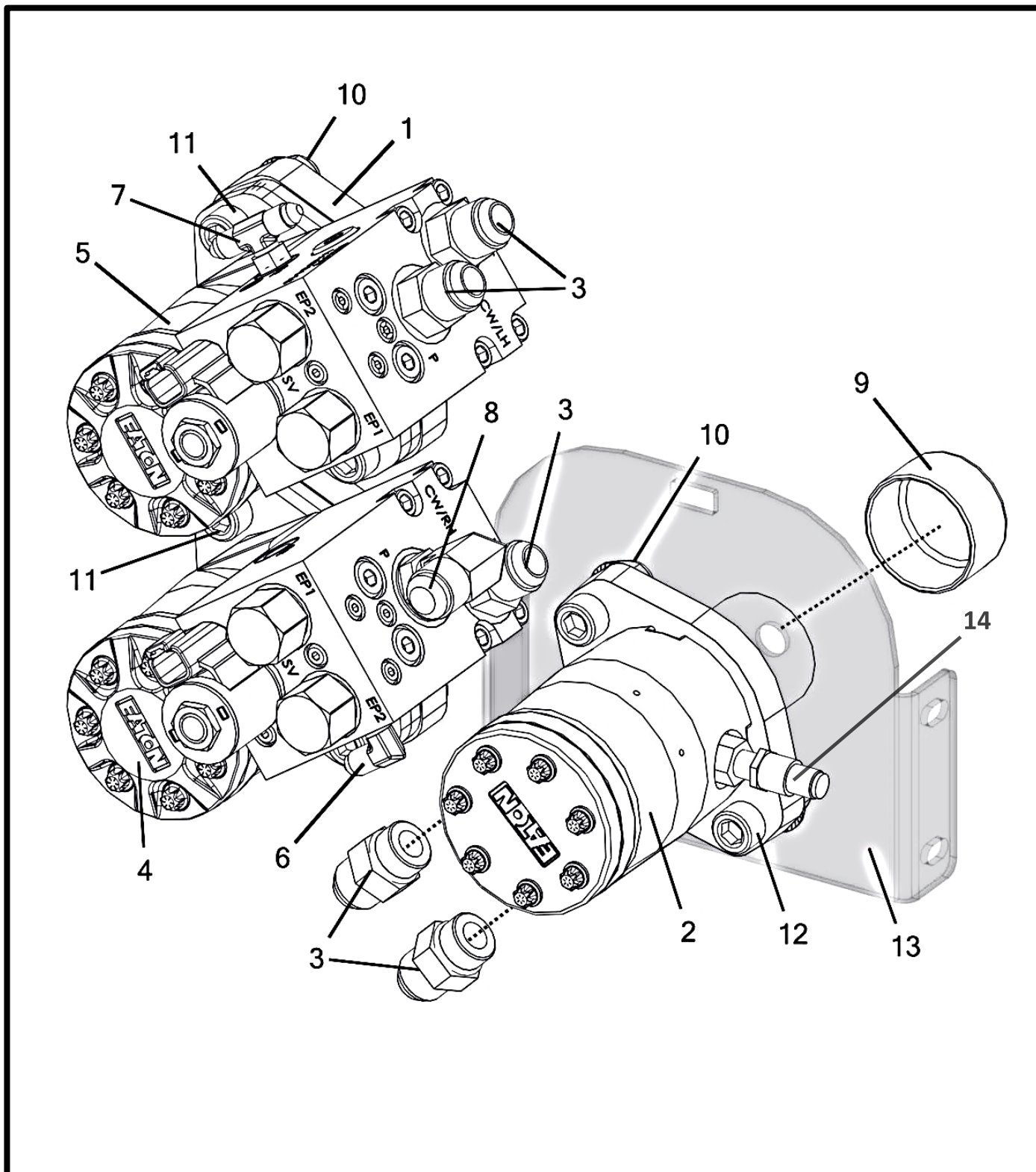
### Two Section Also Requires:

**Hydraulic Block – pg. 110-111**

**Fan Motor/ Speed Sensor – pg. 114-115**



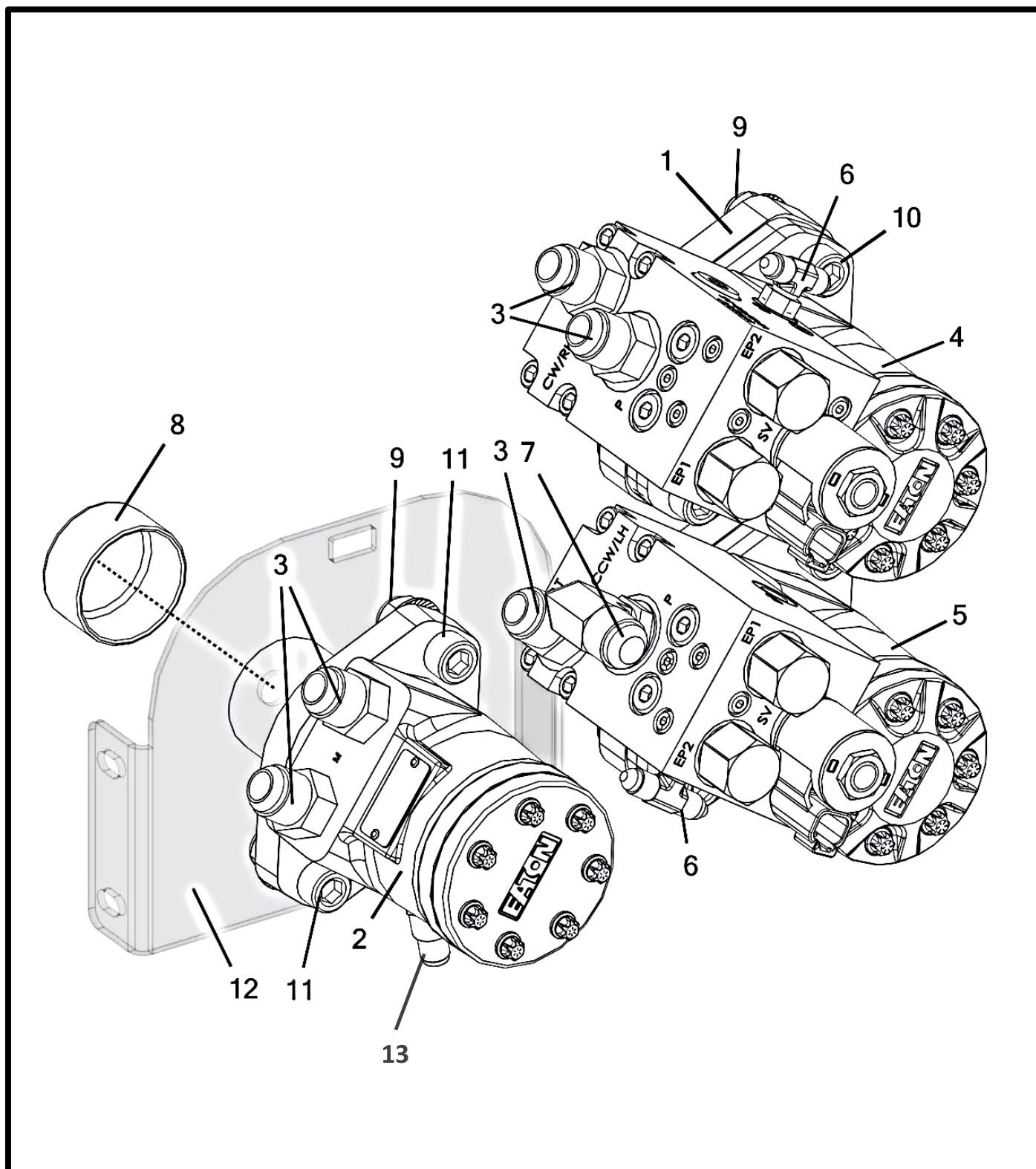
## Speed Sensor & Drive Motors – Tank 2 (Fan End) (Two, Three, And Four Section)



## Speed Sensor & Drive Motors – Tank 2 (Fan End) (Two, Three, And Four Section)

Item No.	Qty.	Part Number	Description
1	2	M002604__	Plate - Motor Spacer (3/4")
2	1	P000828	Motor - Hyd. 4.5 CU/IN Char-Lynn w/ Speed Sensor (101-3525-009)
3	4	P000836	Fitting - Hyd - #10 M O-Ring x #10 M JIC Straight
		P002584	O-Ring - #10 Buna (4000-10)
4	1	P000881	Motor - Hyd. 4.5 CU/IN Char-Lynn Single Poppet Valve (CW) (MA2783-15)
5	1	P000882	Motor - Hyd. 4.5 CU/IN Char-Lynn Single Poppet Valve (CCW) (MA2784-15)
6	1	P000917	Fitting - Hyd - #4 M O-Ring x #4 M JIC Elbow 90
		P002581	O-Ring - #4 Buna (4000-04)
7	1	P000918	Fitting - Hyd - 1&3=#4 M JIC, 2=#4 M O-Ring Tee
		P002581	O-Ring - #4 Buna (4000-04)
8	1	P000925	Fitting - Hyd - #10 M O-ring x #10 M JIC Elbow 90
		P002584	O-Ring - #10 Buna (4000-10)
9	1	P002079	Cap - 1-1/2" SCH 40 Vinyl Pipe
10	6	P002226	Nut - 1/2-13 Flange Nylon Lock (18-8 S/S FB)
11	4	P002235	Bolt - 1/2-13 x 2.25 x 1.25 Socket Head (F593 304 S/S FB)
12	2	P002237	Bolt - 1/2-13 x 1.5 x 1.25 Socket Head (F593 304 S/S FB)
13	1	W002378	Bracket - Encoder Motor Mounting
14	1	P000926	Sensor - Char-Lynn Motor Speed Sensor (60 Pulse)

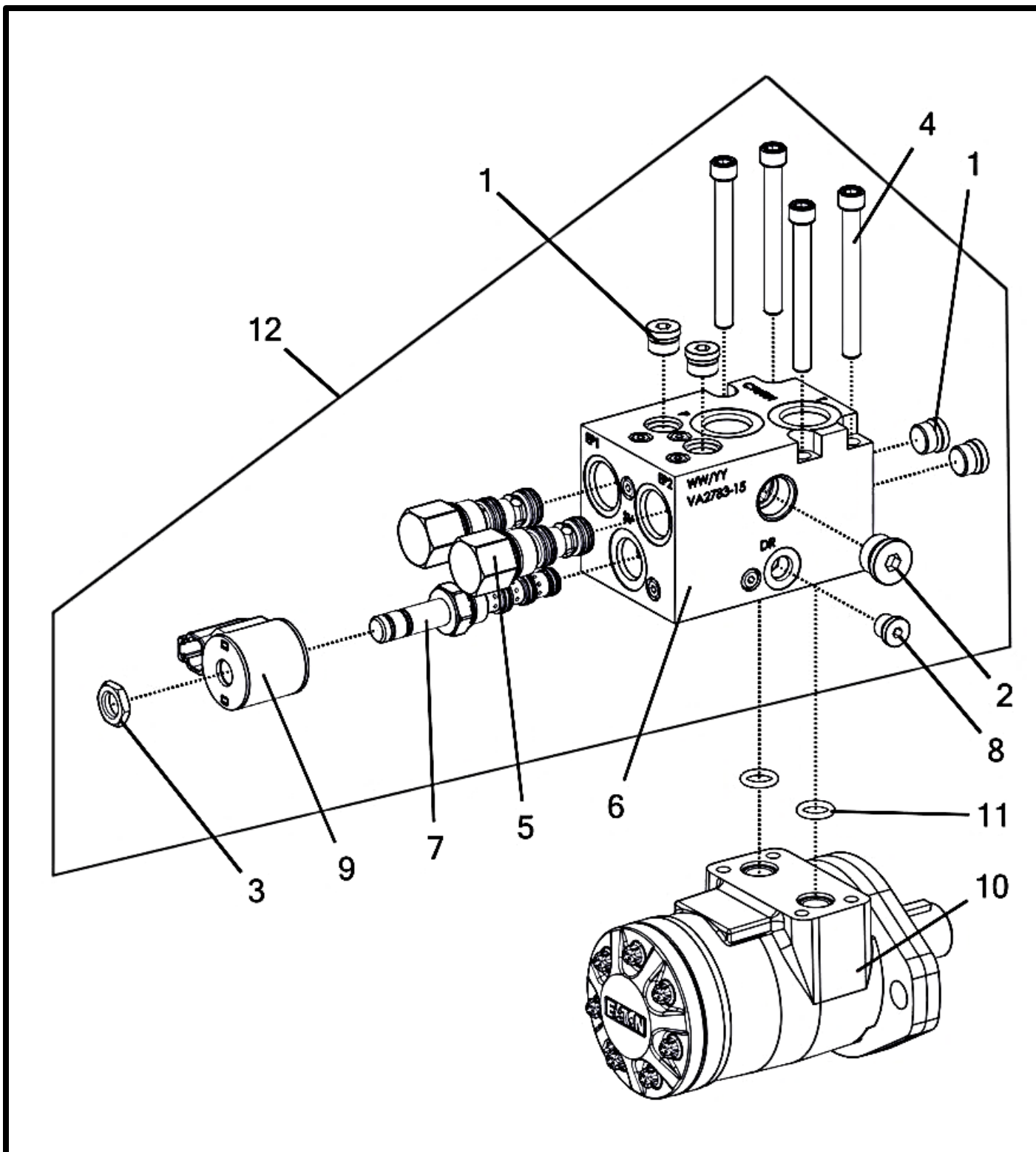
## Speed Sensor & Drive Motors – Tank 1 (Fan End) (Two, Three, And Four Section)



## Speed Sensor & Drive Motors – Tank 1 (Fan End) (Two, Three, And Four Section)

Item No.	Qty.	Part Number	Description
1	2	M002604__	Plate - Motor Spacer (3/4")
2	1	P000828	Motor - Hyd. 4.5 CU/IN Char-Lynn w/ Speed Sensor (101-3525-009)
3	4	P000836	Fitting - Hyd - #10 M O-Ring x #10 M JIC Straight
		P002584	O-Ring - #10 Buna (4000-10)
4	1	P000881	Motor - Hyd. 4.5 CU/IN Char-Lynn Single Poppet Valve (CW) (MA2783-15)
5	1	P000882	Motor - Hyd. 4.5 CU/IN Char-Lynn Single Poppet Valve (CCW) (MA2784-15)
6	2	P000918	Fitting - Hyd - 1&3=#4 M JIC, 2=#4 M O-Ring Tee
		P002581	O-Ring - #4 Buna (4000-04)
7	1	P000925	Fitting - Hyd - #10 M O-ring x #10 M JIC Elbow 90
		P002584	O-Ring - #10 Buna (4000-10)
8	1	P002079	Cap - 1-1/2" SCH 40 Vinyl Pipe
9	6	P002226	Nut - 1/2-13 Flange Nylon Lock (18-8 S/S FB)
10	4	P002235	Bolt - 1/2-13 x 2.25 x 1.25 Socket Head (F593 304 S/S FB)
11	2	P002237	Bolt - 1/2-13 x 1.5 x 1.25 Socket Head (F593 304 S/S FB)
12	1	W002378	Bracket - Encoder Motor Mounting
13	1	P000926	Sensor - Char-Lynn Motor Speed Sensor (60 Pulse)

## Motor - Hyd. 4.5 CU/IN Char-Lynn Single Poppet Valve (CW) (MA2783-15)



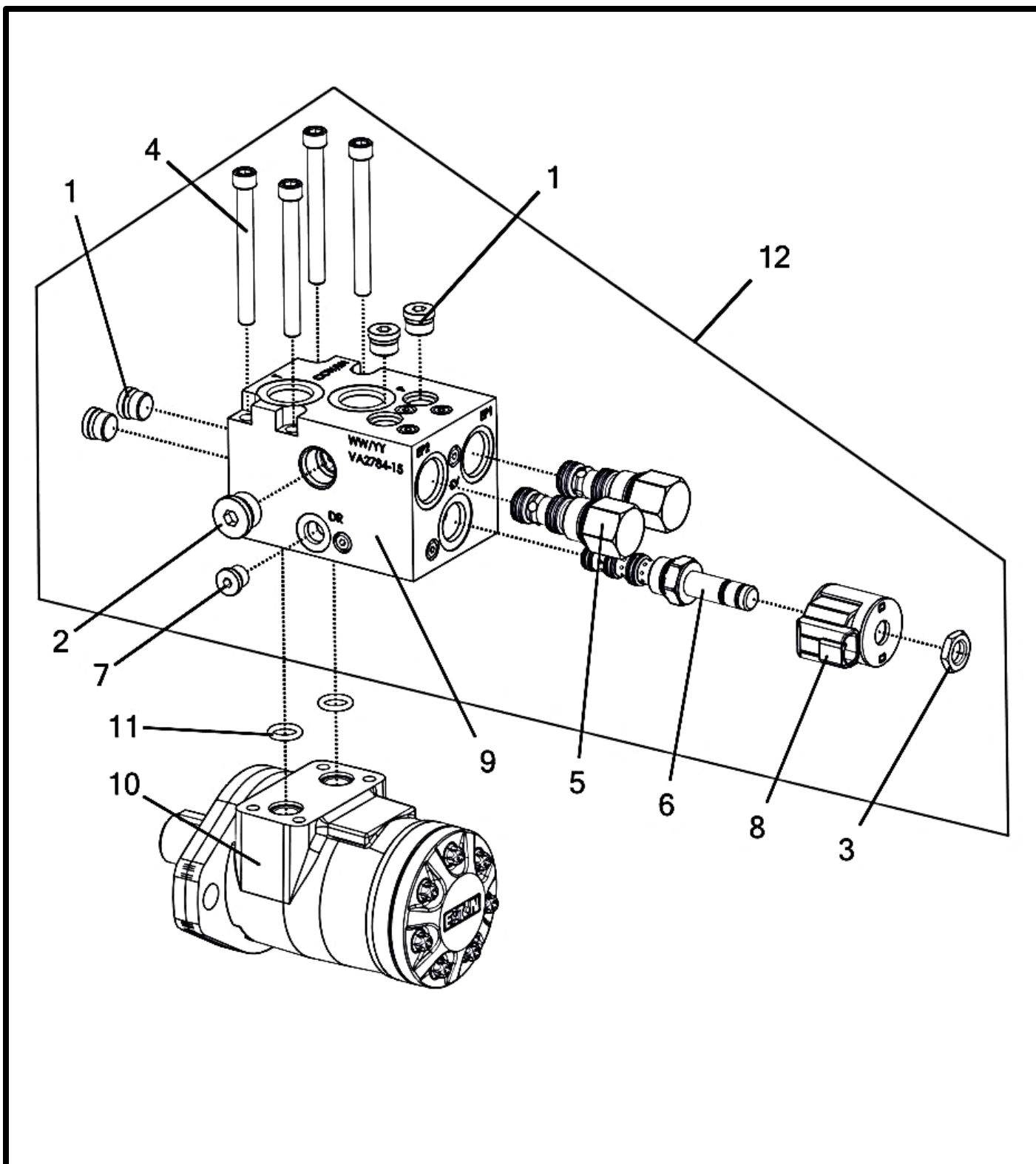


## Motor - Hyd. 4.5 CU/IN Char-Lynn Single Poppet Valve (CW) (MA2783-15)

Item No.	Qty	Part Number	Description
		<b>P000881</b>	<b>Motor - Hyd. 4.5 CU/IN Char-Lynn Single Poppet Valve (CW) (MA2783-15)</b>
1	4	P000788	Plug - Hyd. - #06 O-Ring 6408-HHP-06
		P002582	O-Ring - #6 Buna (4000-06)
2	1	P000789	Plug - Hyd. - #08 O-Ring 6408-HHP-08
		P002583	O-Ring - #8 Buna (4000-08)
3	1	P002517	Nut - Coil 7004400
4	4	P002518	Bolt - 5/16-18 x 3 x 0.875 Socket Head (F593 304 S/S FB)
5	2	P002519	Valve - #10 Piloted Spool Type Logic Element 10 PSI EP10-S35-0-N-10
		P002570	Kit - SK10-3N-MM Replacement Seal
6	1	P002520	Block - Hydraulic Motor Drive (VA2783-15)
7	1	P002521	Valve - #8 Spool, 4-Way, 2-Position SV08-40-0-N-00
		P002580	Kit - SK08-4N-MMM Replacement Seal
8	1	P000787	Plug - Hyd. - #04 O-Ring 6408-HHP-04
		P002581	O-Ring - #4 Buna (4000-04)
9	1	P002523	E-Coil - #8, 12 VDC, Deutsch DT04-2P (4303612)
10	1	P002734	Motor - Hyd. Ported H-Series 4.5 CID (101-1042-009)
11	2	P002735	O-Ring - .50" x .09" CS Buna (1-112-70N)
12	1	P002524	Manifold - Hyd. Motor On/Off Control (VA2783-15)



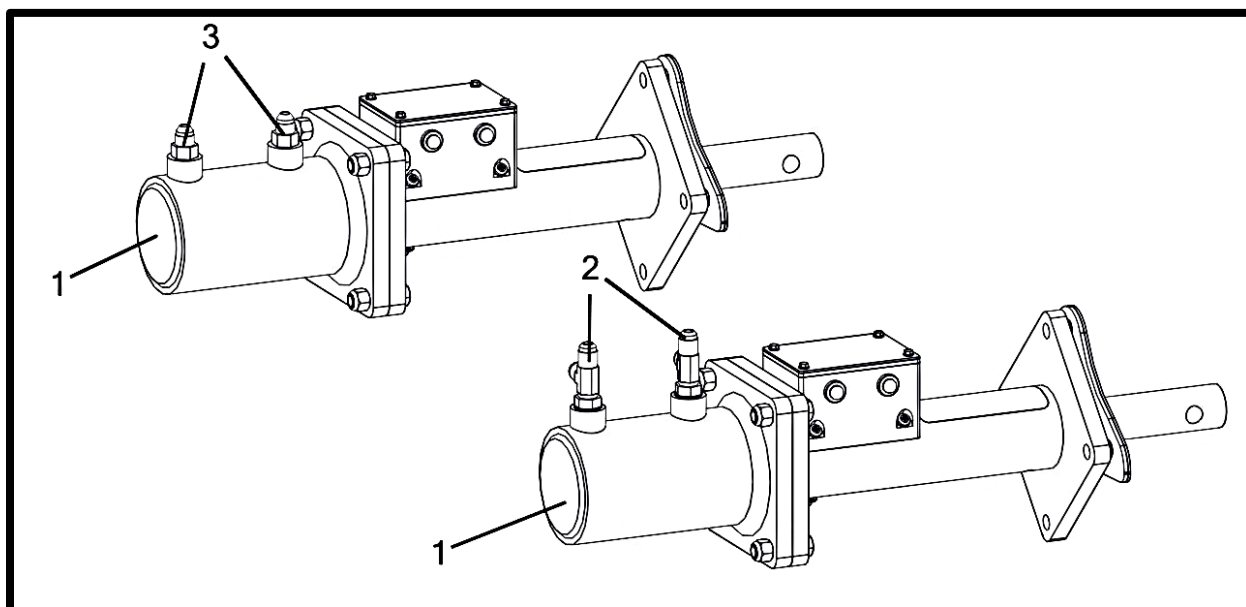
## Motor - Hyd. 4.5 CU/IN Char-Lynn Single Poppet Valve (CCW) (MA2784-15)



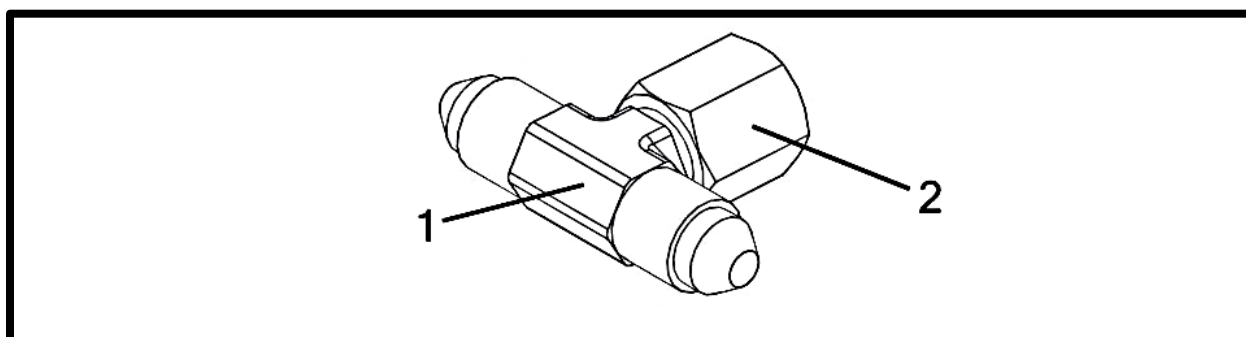
## Motor - Hyd. 4.5 CU/IN Char-Lynn Single Poppet Valve (CCW) (MA2784-15)

Item No.	Qty	Part Number	Description
		<b>P000882</b>	<b>Motor - Hyd. 4.5 CU/IN Char-Lynn Single Poppet Valve (CCW) (MA2784-15)</b>
1	4	P000788	Plug - Hyd. - #06 O-Ring 6408-HHP-06
		P002582	O-Ring - #6 Buna (4000-06)
2	1	P000789	Plug - Hyd. - #08 O-Ring 6408-HHP-08
		P002583	O-Ring - #8 Buna (4000-08)
3	1	P002517	Nut - Coil 7004400
4	4	P002518	Bolt - 5/16-18 x 3 x 0.875 Socket Head (F593 304 S/S FB)
5	2	P002519	Valve - #10 Piloted Spool Type Logic Element 10 PSI EP10-S35-0-N-10
		P002570	Kit - SK10-3N-MM Replacement Seal
6	1	P002521	Valve - #8 Spool, 4-Way, 2-Position SV08-40-0-N-00
		P002580	Kit - SK08-4N-MMM Replacement Seal
7	1	P000787	Plug - Hyd. - #04 O-Ring 6408-HHP-04
		P002581	O-Ring - #4 Buna (4000-04)
8	1	P002523	E-Coil - #8, 12 VDC, Deutsch DT04-2P (4303612)
9	1	P002527	Block - Hydraulic Motor Drive (VA2784-15)
10	1	P002734	Motor - Hyd. Ported H-Series 4.5 CID (101-1042-009)
11	2	P002735	O-Ring - .50" x .09" CS Buna (1-112-70N)
12	1	P002526	Manifold - Hyd. Motor On/Off Control (VA2784-15)

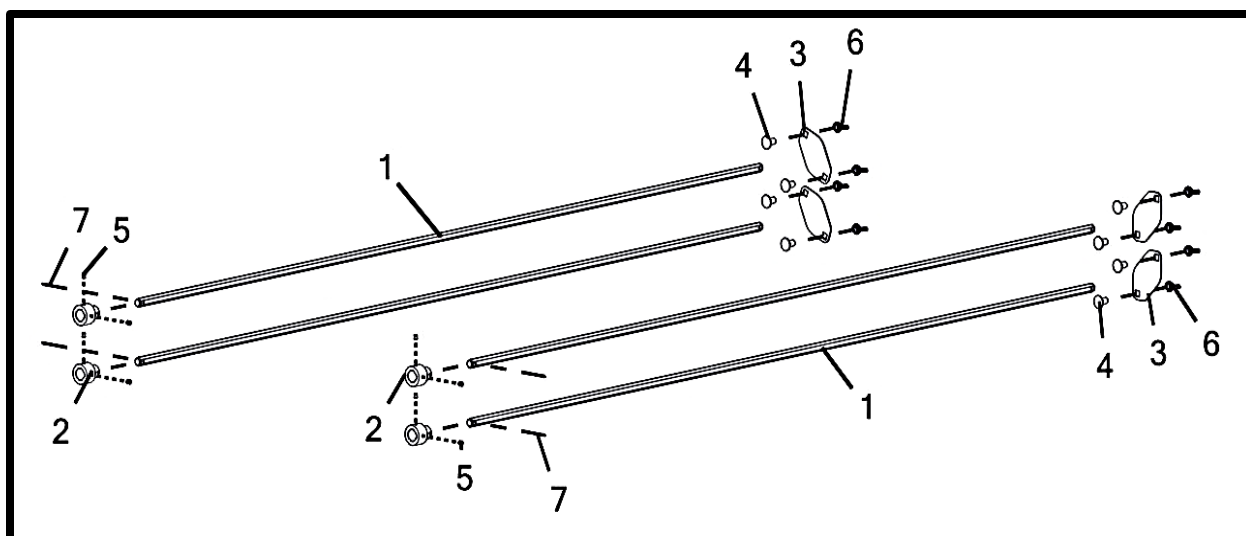
## Slide Gate Cylinders (All Section Variations)



## Two Section Center Tee And Cap



## Two Section Drive Shafts And Covers



## Slide Gate Cylinders (All Section Variations)

Item No.	Qty.	Part Number	Description
1	2	A002101__	Mount - Slide Gate Cylinder Extension
		<b>(R)</b> A002506__	Cylinder - Slidegate Sub-Assembly (Rear Sensor) <b>(Not Shown)</b>
2	2	P000389	Fitting - Hyd - 1&3=#6 M JIC, 2=#6 M O-Ring Tee
		P002582	O-Ring - #6 Buna (4000-06)
3	2	P000928	Fitting - Hyd - #6 M O-Ring x #6 M JIC Straight
		P002582	O-Ring - #6 Buna (4000-06)

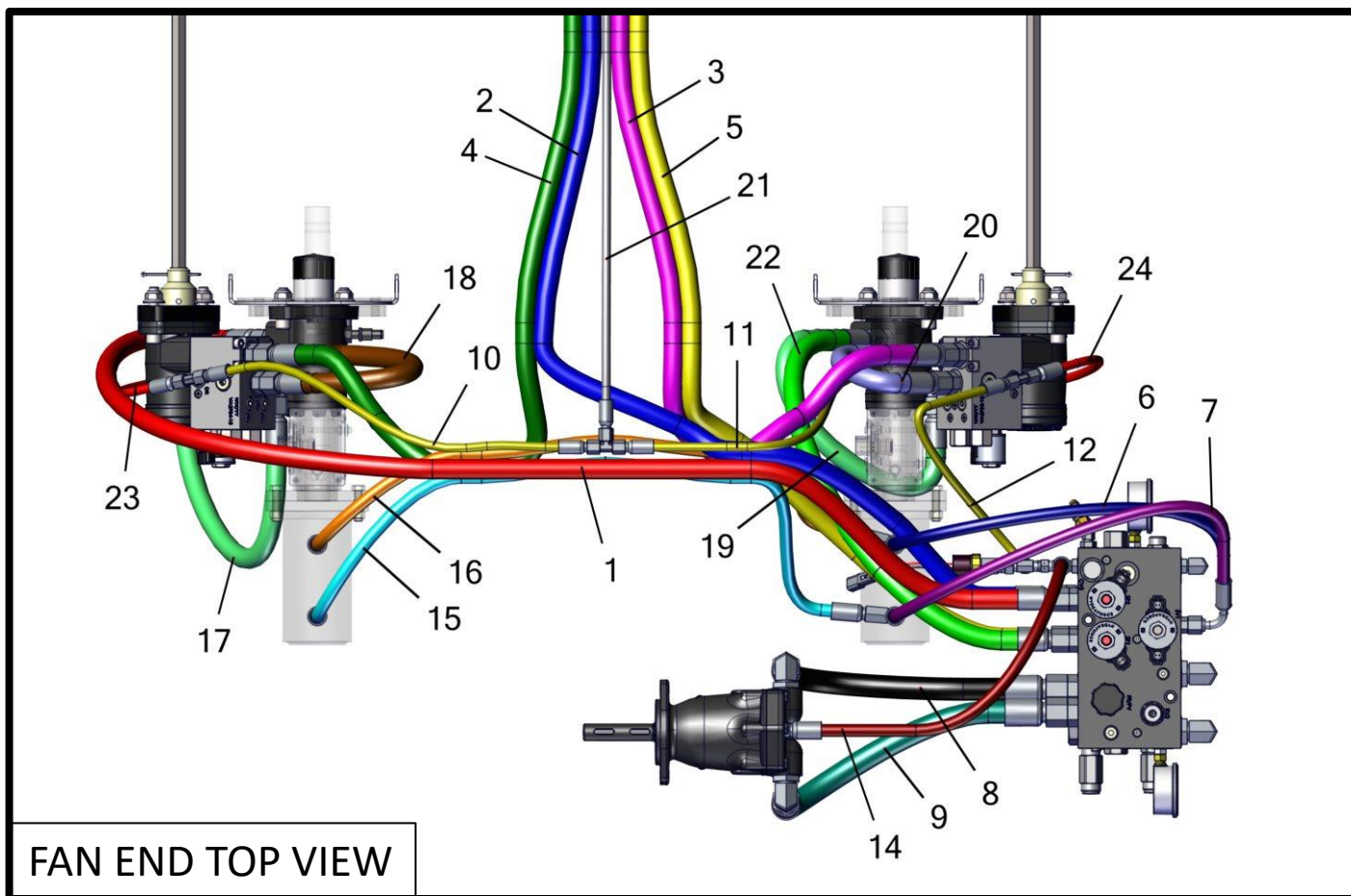
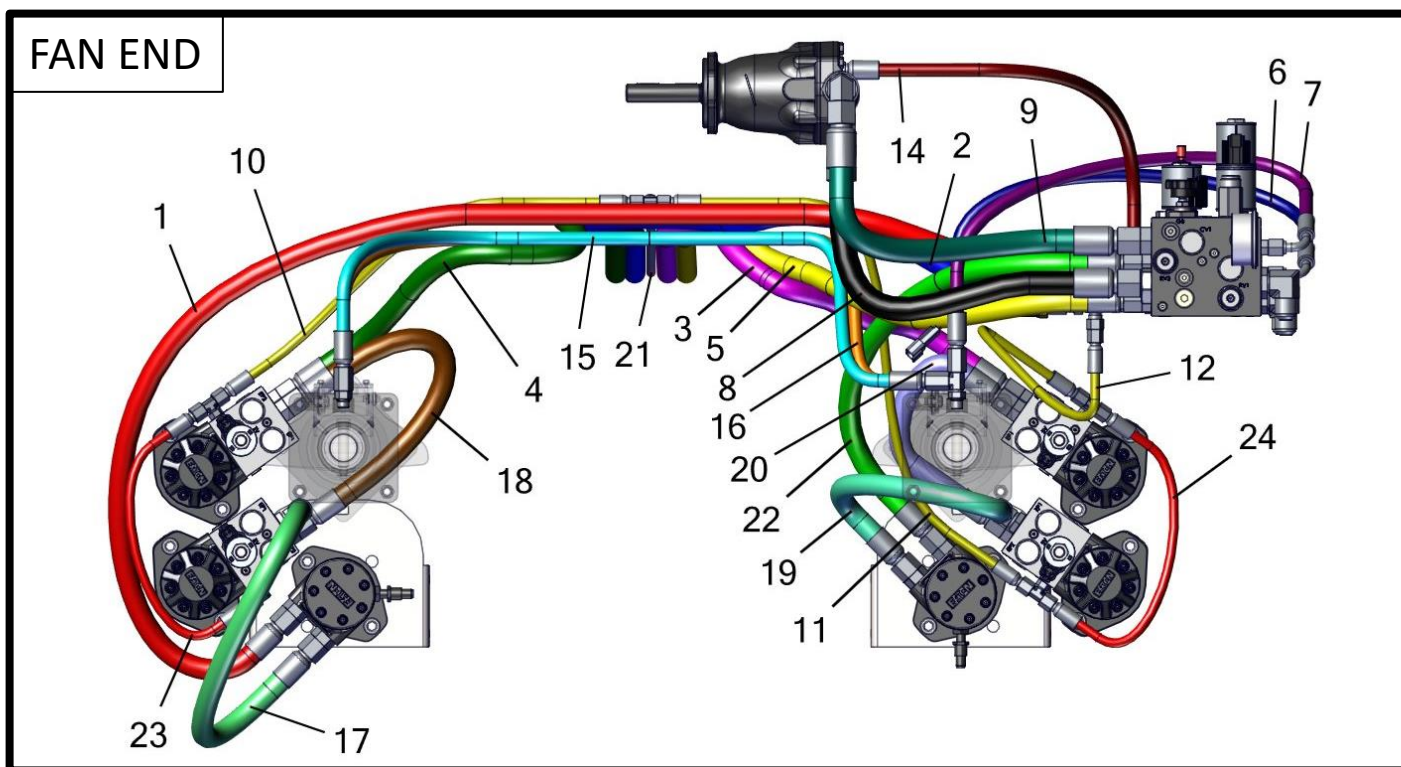
## Two Section Center Tee And Cap

Item No.	Qty.	Part Number	Description
1	1	P000922	Fitting - Hyd - 1&2&3=#4 M JIC Tee
2	1	P000923	Fitting - Hyd - #4 F JIC Cap

## Two Section Drive Shafts And Covers

Item No.	Qty.	Part Number	Description
1	4	M002039	Shaft - 5/8" Long Drive
2	4	M002152	Coupler - 1" Round w/ Keyway to 5/8" Hex Shaft
3	4	M002272	Plate - Gear Box Drive Shaft Cover Shield
4	8	P000638	Bolt - 1/2-13 x 1 x 1 Carriage (F593 304 S/S FB)
5	8	P000785	Set Screw - 5/16-18 x 5/16" UNC
6	8	P000911	Nut - 1/2-13 UNC Wing (Nylon)
7	4	P002013	Cotter Pin - 1/8in x 1.75in (S/S)

## Hydraulics – Three Section Hoses (Fan End)





## Hydraulics – Three Section Hoses (Fan End)

Item No.	Qty	Part Number	Description
1	1	P000912 (C2)	Hose - Hyd - 1/2" x 75" (#10 F JIC x #10 F JIC)
2	1	P000915 (D2)	Hose - Hyd - 1/2" x 144" (#10 F JIC x #10 F JIC)
3	1	P000915	Hose - Hyd - 1/2" x 144" (#10 F JIC x #10 F JIC)
4	1	P000915	Hose - Hyd - 1/2" x 144" (#10 F JIC x #10 F JIC)
5	1	P000915	Hose - Hyd - 1/2" x 144" (#10 F JIC x #10 F JIC)
6	1	P000927 (E)	Hose - Hyd - 3/8" x 31" (#6 F JIC Elbow 90 x #6 F JIC)
7	1	P000927 (F)	Hose - Hyd - 3/8" x 31" (#6 F JIC Elbow 90 x #6 F JIC)
8	1	P002236 (A)	Hose - Hyd - 3/4" x 20" (#12 F JIC x #12 F JIC)
9	1	P002236 (B)	Hose - Hyd - 3/4" x 20" (#12 F JIC x #12 F JIC)
10	1	P002412	Hose - Hyd - 1/4" x 25" (#4 F JIC x #4 F JIC)
11	1	P002412	Hose - Hyd - 1/4" x 25" (#4 F JIC x #4 F JIC)
12	1	P002412	Hose - Hyd - 1/4" x 25" (#4 F JIC x #4 F JIC)
13	1	P002412	Hose - Hyd - 1/4" x 25" (#4 F JIC x #4 F JIC)
14	1	P002416 (CD)	Hose - Hyd - 3/8" x 23" (#6 M O-Ring x #6 F JIC)
		P002582	O-Ring - #6 Buna (4000-06)
15	1	P002418	Hose - Hyd - 3/8" x 41" (#6 F JIC x #6 F JIC)
16	1	P002418	Hose - Hyd - 3/8" x 41" (#6 F JIC x #6 F JIC)
17	1	P002419	Hose - Hyd - 1/2" X 25" (#10 F JIC X #10 F JIC)
18	1	P002419	Hose - Hyd - 1/2" X 25" (#10 F JIC X #10 F JIC)
19	1	P002419	Hose - Hyd - 1/2" X 25" (#10 F JIC X #10 F JIC)
20	1	P002419	Hose - Hyd - 1/2" X 25" (#10 F JIC X #10 F JIC)
21	1	P002420	Hose - Hyd - 1/4" x 110" (#4 F JIC x #4 F JIC)
22	1	P002422 (C1)	Hose - Hyd - 1/2" x 48" (#10 F JIC x #10 F JIC)
23	1	(R) P002670	Hose - Hyd - 1/4" x 20" (#4 F JIC x #4 F JIC)
24	1	(R) P002670	Hose - Hyd - 1/4" x 20" (#4 F JIC x #4 F JIC)
25	1	(R) P002670	Hose - Hyd - 1/4" x 20" (#4 F JIC x #4 F JIC)

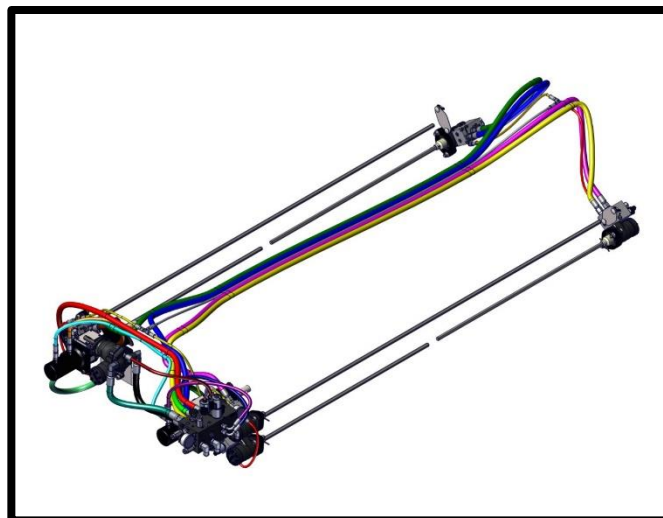
### Three Section Also Requires:

Hydraulic Block – pg. 110-111

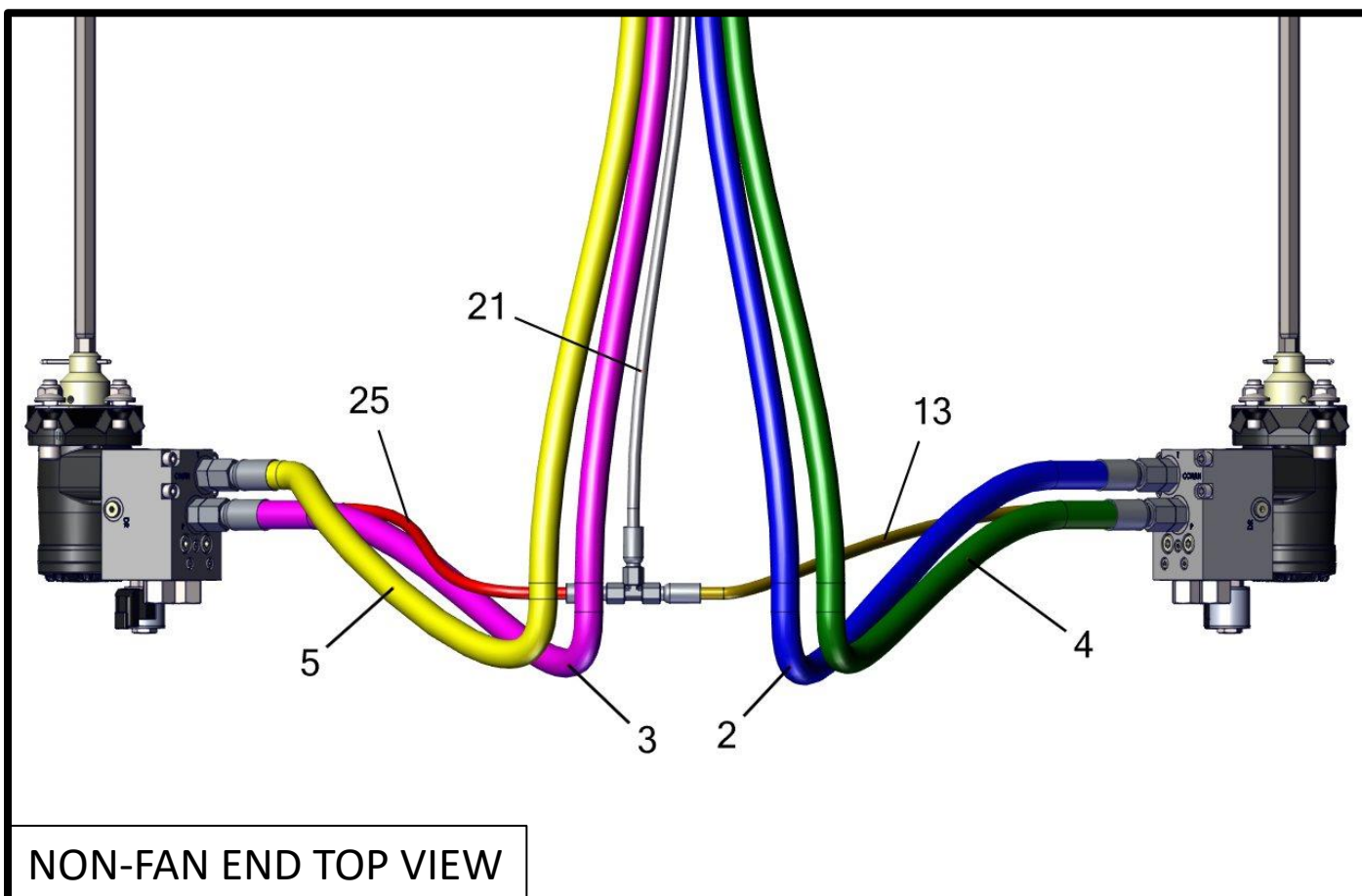
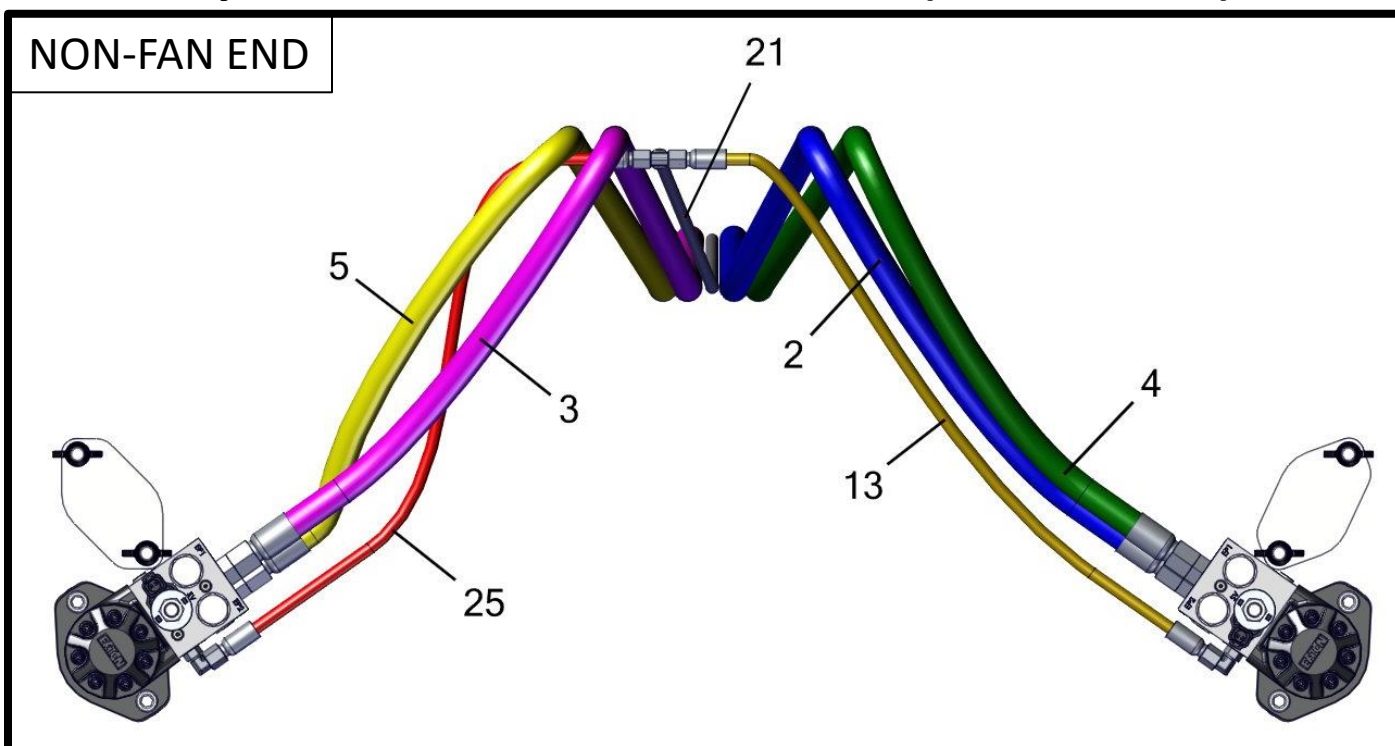
Fan Motor/ Speed Sensor – pg. 114-115

Fan-End Motors – pg. 120-123

Slide Gate Cylinders – pg. 128-129

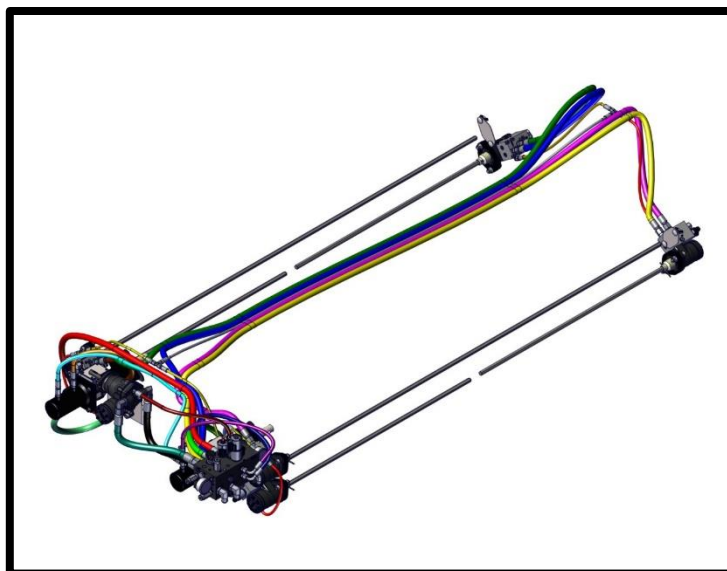


## Hydraulics – Three Section Hoses (Non-Fan End)



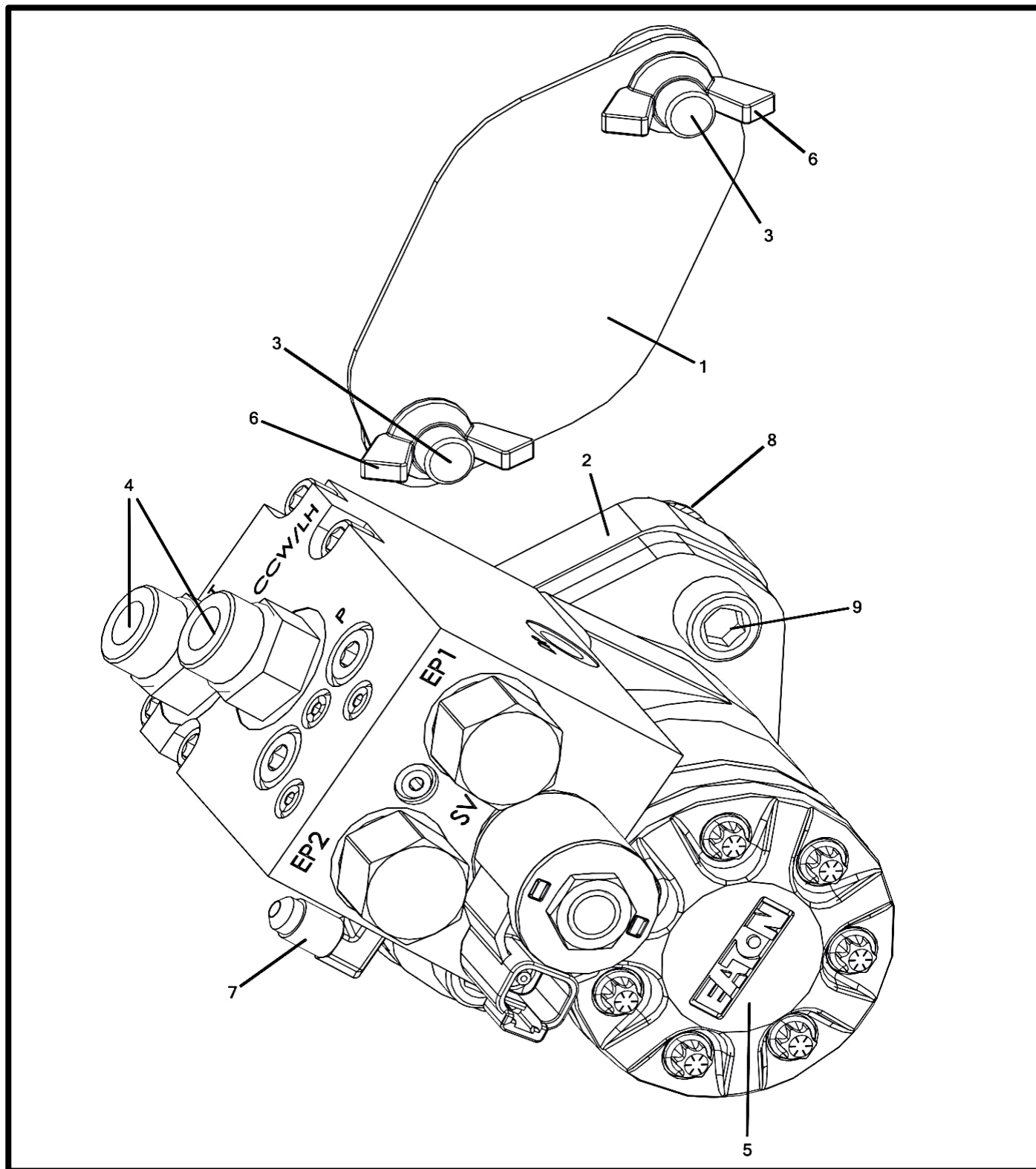
## Hydraulics – Three Section Hoses (Non-Fan End)

Item No.	Qty	Part Number	Description
1	1	P000912 (C2)	Hose - Hyd - 1/2" x 75" (#10 F JIC x #10 F JIC)
2	1	P000915 (D2)	Hose - Hyd - 1/2" x 144" (#10 F JIC x #10 F JIC)
3	1	P000915	Hose - Hyd - 1/2" x 144" (#10 F JIC x #10 F JIC)
4	1	P000915	Hose - Hyd - 1/2" x 144" (#10 F JIC x #10 F JIC)
5	1	P000915	Hose - Hyd - 1/2" x 144" (#10 F JIC x #10 F JIC)
6	1	P000927 (E)	Hose - Hyd - 3/8" x 31" (#6 F JIC Elbow 90 x #6 F JIC)
7	1	P000927 (F)	Hose - Hyd - 3/8" x 31" (#6 F JIC Elbow 90 x #6 F JIC)
8	1	P002236 (A)	Hose - Hyd - 3/4" x 20" (#12 F JIC x #12 F JIC)
9	1	P002236 (B)	Hose - Hyd - 3/4" x 20" (#12 F JIC x #12 F JIC)
10	1	P002412	Hose - Hyd - 1/4" x 25" (#4 F JIC x #4 F JIC)
11	1	P002412	Hose - Hyd - 1/4" x 25" (#4 F JIC x #4 F JIC)
12	1	P002412	Hose - Hyd - 1/4" x 25" (#4 F JIC x #4 F JIC)
13	1	P002412	Hose - Hyd - 1/4" x 25" (#4 F JIC x #4 F JIC)
14	1	P002416 (CD)	Hose - Hyd - 3/8" x 23" (#6 M O-Ring x #6 F JIC)
		P002582	O-Ring - #6 Buna (4000-06)
15	1	P002418	Hose - Hyd - 3/8" x 41" (#6 F JIC x #6 F JIC)
16	1	P002418	Hose - Hyd - 3/8" x 41" (#6 F JIC x #6 F JIC)
17	1	P002419	Hose - Hyd - 1/2" X 25" (#10 F JIC X #10 F JIC)
18	1	P002419	Hose - Hyd - 1/2" X 25" (#10 F JIC X #10 F JIC)
19	1	P002419	Hose - Hyd - 1/2" X 25" (#10 F JIC X #10 F JIC)
20	1	P002419	Hose - Hyd - 1/2" X 25" (#10 F JIC X #10 F JIC)
21	1	P002420	Hose - Hyd - 1/4" x 110" (#4 F JIC x #4 F JIC)
22	1	P002422 (C1)	Hose - Hyd - 1/2" x 48" (#10 F JIC x #10 F JIC)
23	1	(R) P002670	Hose - Hyd - 1/4" x 20" (#4 F JIC x #4 F JIC)
24	1	(R) P002670	Hose - Hyd - 1/4" x 20" (#4 F JIC x #4 F JIC)
25	1	(R) P002670	Hose - Hyd - 1/4" x 20" (#4 F JIC x #4 F JIC)





## Three Section Rear Drive Motor – Tank 2 (Non-Fan End)

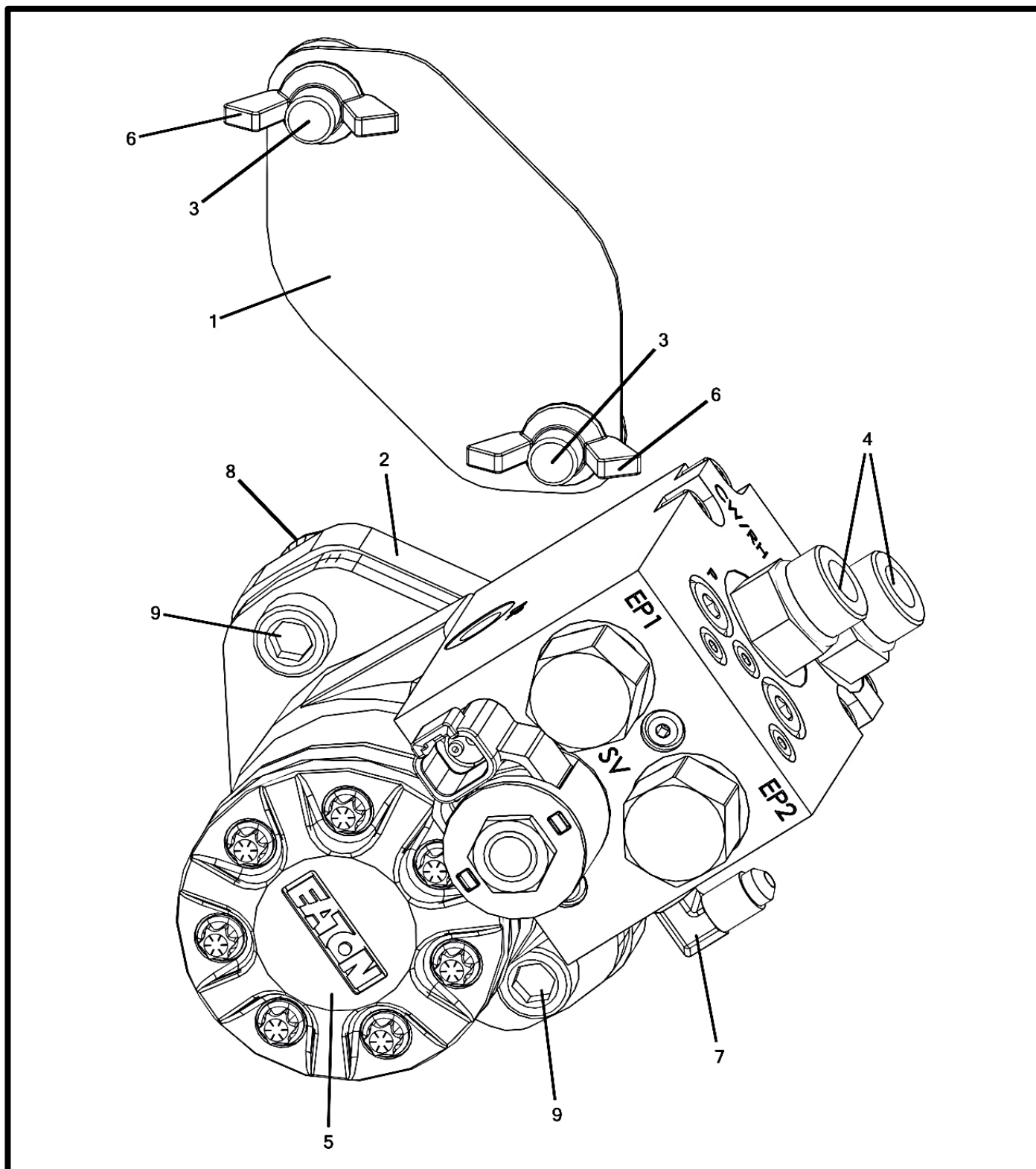


## Three Section Rear Drive Motor – Tank 2 (Non-Fan End)

Item No.	Qty.	Part Number	Description
1	1	M002272	Plate - Gear Box Drive Shaft Cover Shield
2	1	M002604__	Plate - Motor Spacer (3/4")
3	2	P000638	Bolt - 1/2-13 x 1 x 1 Carriage (F593 304 S/S FB)
4	2	P000836	Fitting - Hyd - #10 M O-Ring x #10 M JIC Straight
		P002584	O-Ring - #10 Buna (4000-10)
5	1	P000882 *	Motor - Hyd. 4.5 CU/IN Char-Lynn Single Poppet Valve (CCW) (MA2784-15)
6	2	P000911	Nut - 1/2-13 UNC Wing (Nylon)
7	1	P000917	Fitting - Hyd - #4 M O-Ring x #4 M JIC Elbow 90
		P002581	O-Ring - #4 Buna (4000-04)
8	2	P002226	Nut - 1/2-13 Flange Nylon Lock (18-8 S/S FB)
9	2	P002235	Bolt - 1/2-13 x 2.25 x 1.25 Socket Head (F593 304 S/S FB)

**\*See Pg. 126-127 for P000882 Breakdown**

## Three Section Rear Drive Motor – Tank 1 (Non-Fan End)

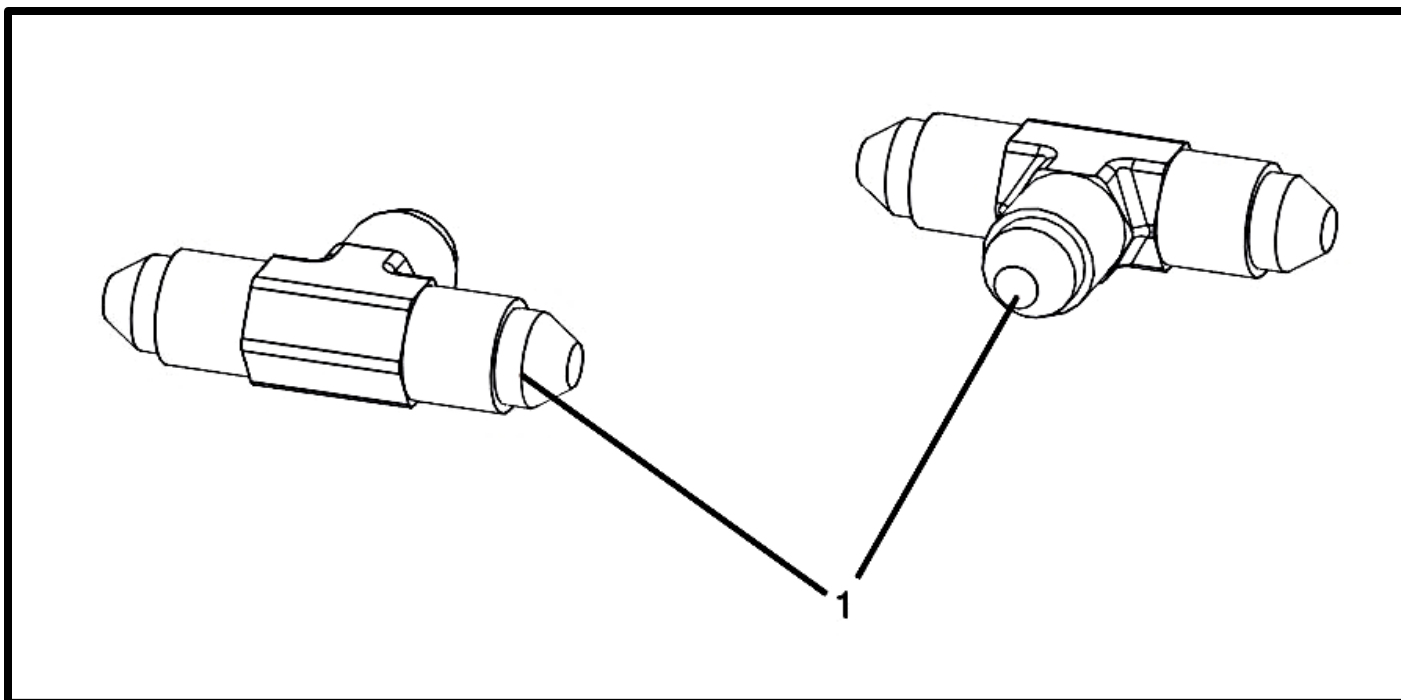


## Three Section Rear Drive Motor – Tank 1 (Non-Fan End)

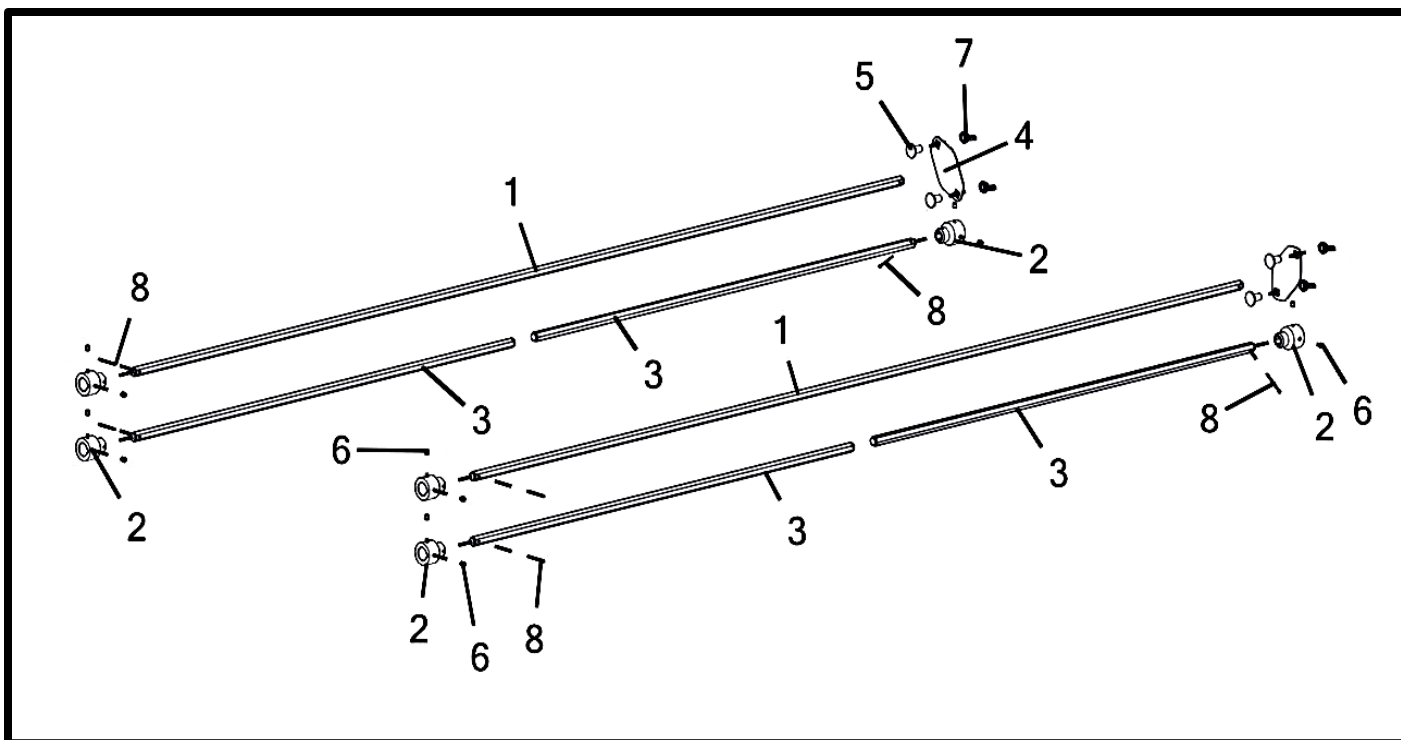
Item No.	Qty.	Part Number	Description
1	1	M002272	Plate - Gear Box Drive Shaft Cover Shield
2	1	M002604__	Plate - Motor Spacer (3/4")
3	2	P000638	Bolt - 1/2-13 x 1 x 1 Carriage (F593 304 S/S FB)
4	2	P000836	Fitting - Hyd - #10 M O-Ring x #10 M JIC Straight
		P002584	O-Ring - #10 Buna (4000-10)
5	1	P000881	Motor - Hyd. 4.5 CU/IN Char-Lynn Single Poppet Valve (CW) (MA2783-15)
6	2	P000911	Nut - 1/2-13 UNC Wing (Nylon)
7	1	P000917	Fitting - Hyd - #4 M O-Ring x #4 M JIC Elbow 90
		P002581	O-Ring - #4 Buna (4000-04)
8	2	P002226	Nut - 1/2-13 Flange Nylon Lock (18-8 S/S FB)
9	2	P002235	Bolt - 1/2-13 x 2.25 x 1.25 Socket Head (F593 304 S/S FB)

**\*See Pg. 124-125 for P000881 Breakdown**

## Front And Rear Center Tees (Three And Four Section)



## Three Section Drive Shafts



## Front and Rear Center Tees (Three And Four Section)

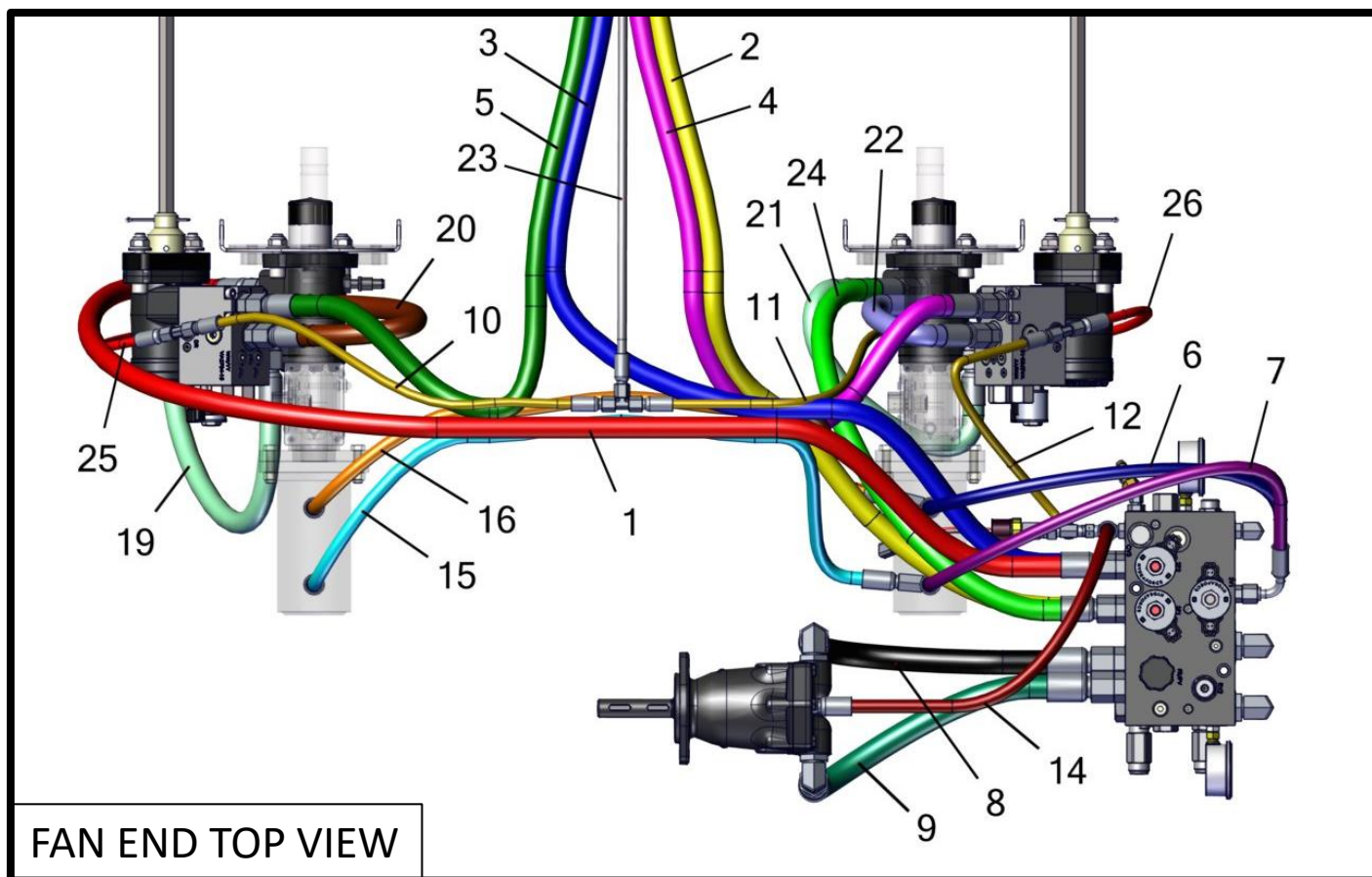
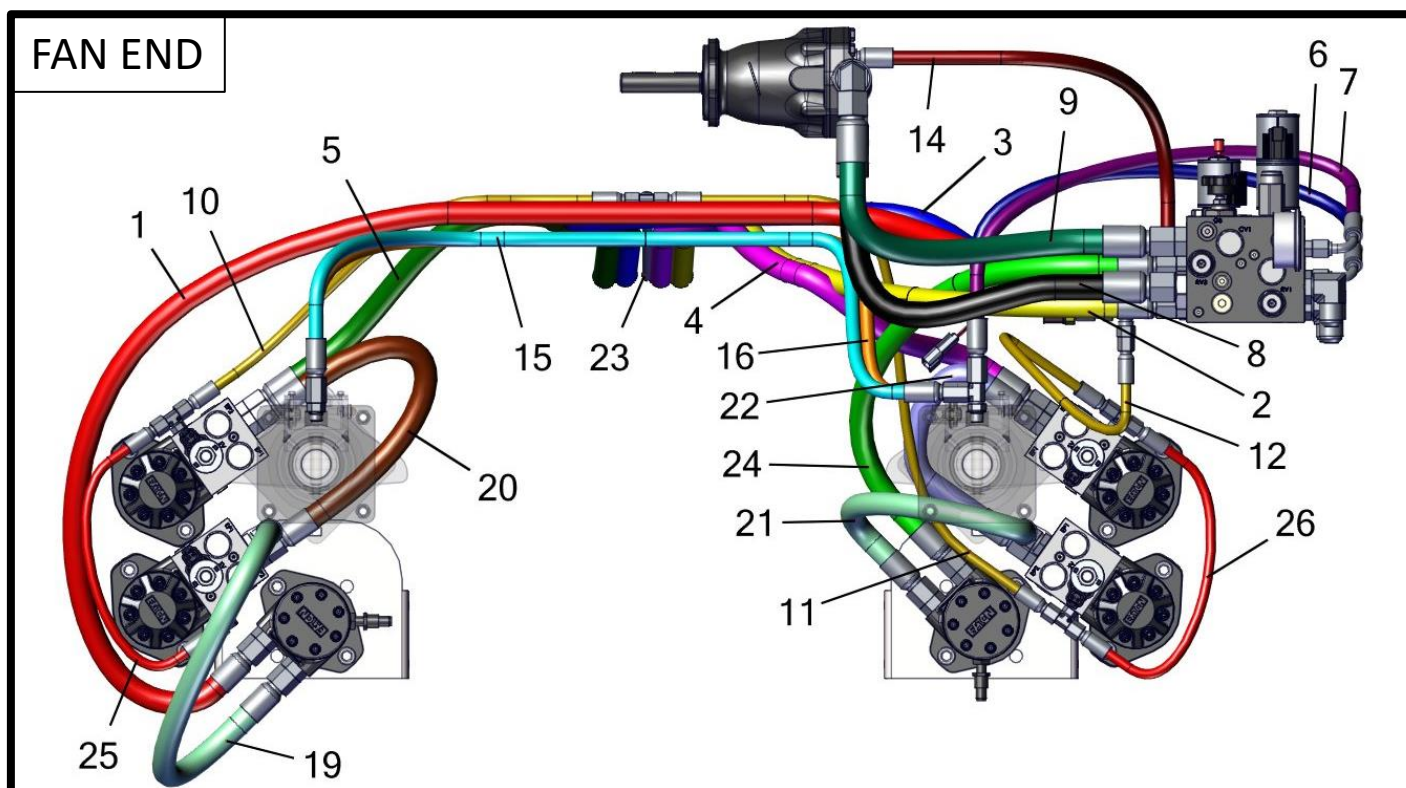
Item No.	Qty.	Part Number	Description
1	2	P000922	Fitting - Hyd - 1&2&3=#4 M JIC Tee

## Three Section Drive Shafts

Item No.	Qty.	Part Number	Description
1	2	M002039	Shaft - 5/8" Long Drive
2	6	M002152	Coupler - 1" Round w/ Keyway to 5/8" Hex Shaft
3	4	M002242	Shaft - 5/8" Short Drive
4	2	M002272	Plate - Gear Box Drive Shaft Cover Shield
5	4	P000638	Bolt - 1/2-13 x 1 x 1 Carriage (F593 304 S/S FB)
6	12	P000785	Set Screw - 5/16-18 x 5/16" UNC
7	4	P000911	Nut - 1/2-13 UNC Wing (Nylon)
8	6	P002013	Cotter Pin - 1/8in x 1.75in (S/S)



## Hydraulics – Four Section Hoses (Fan End)

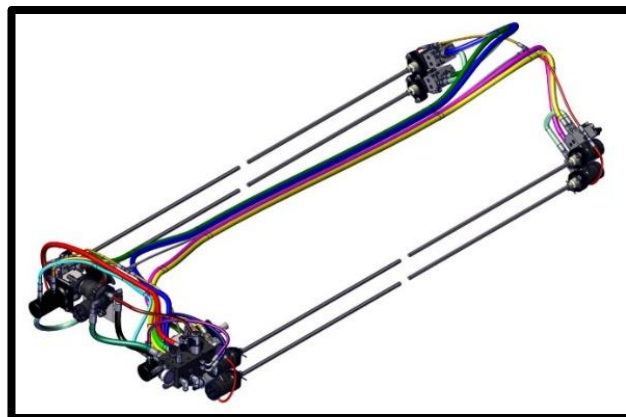




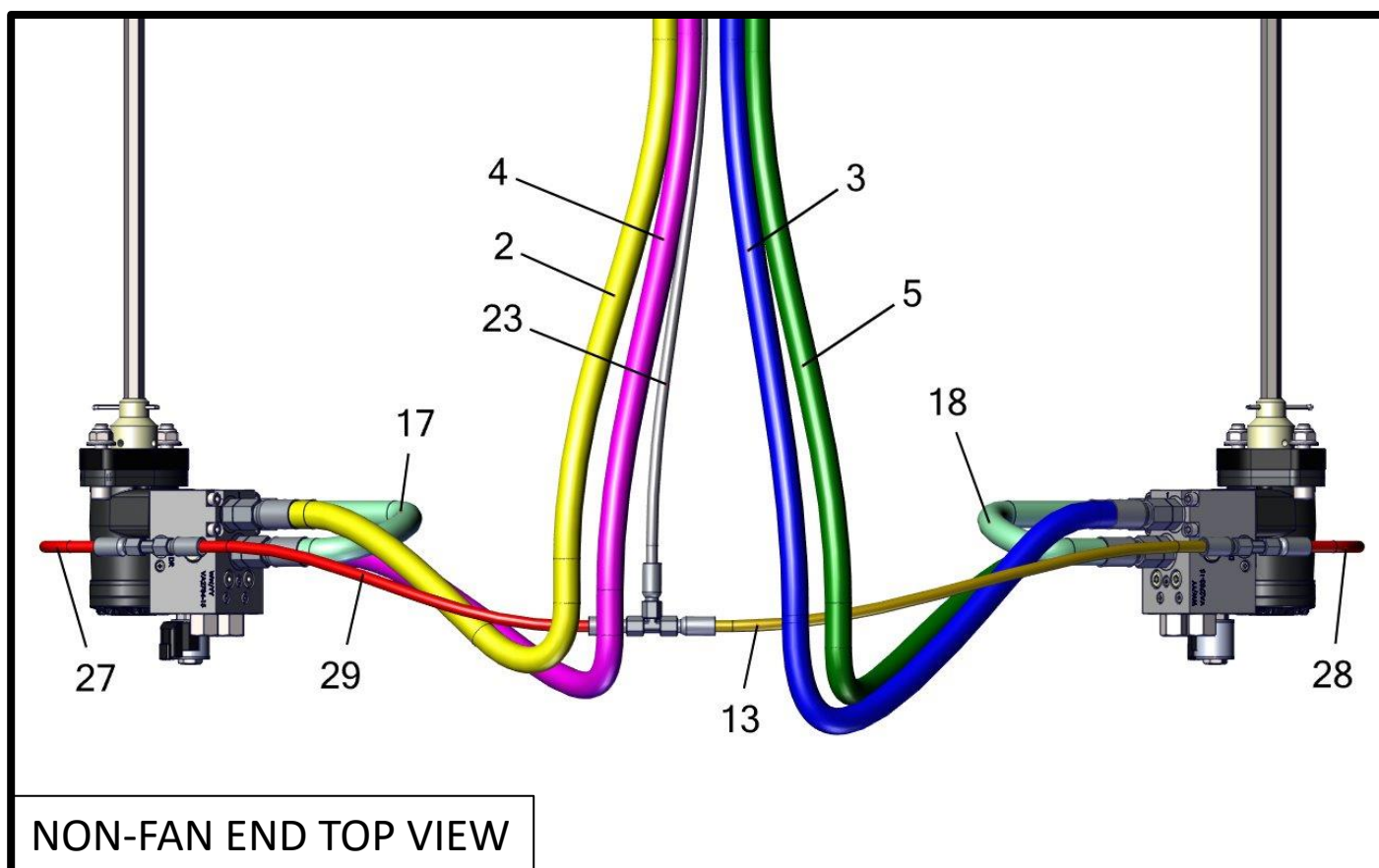
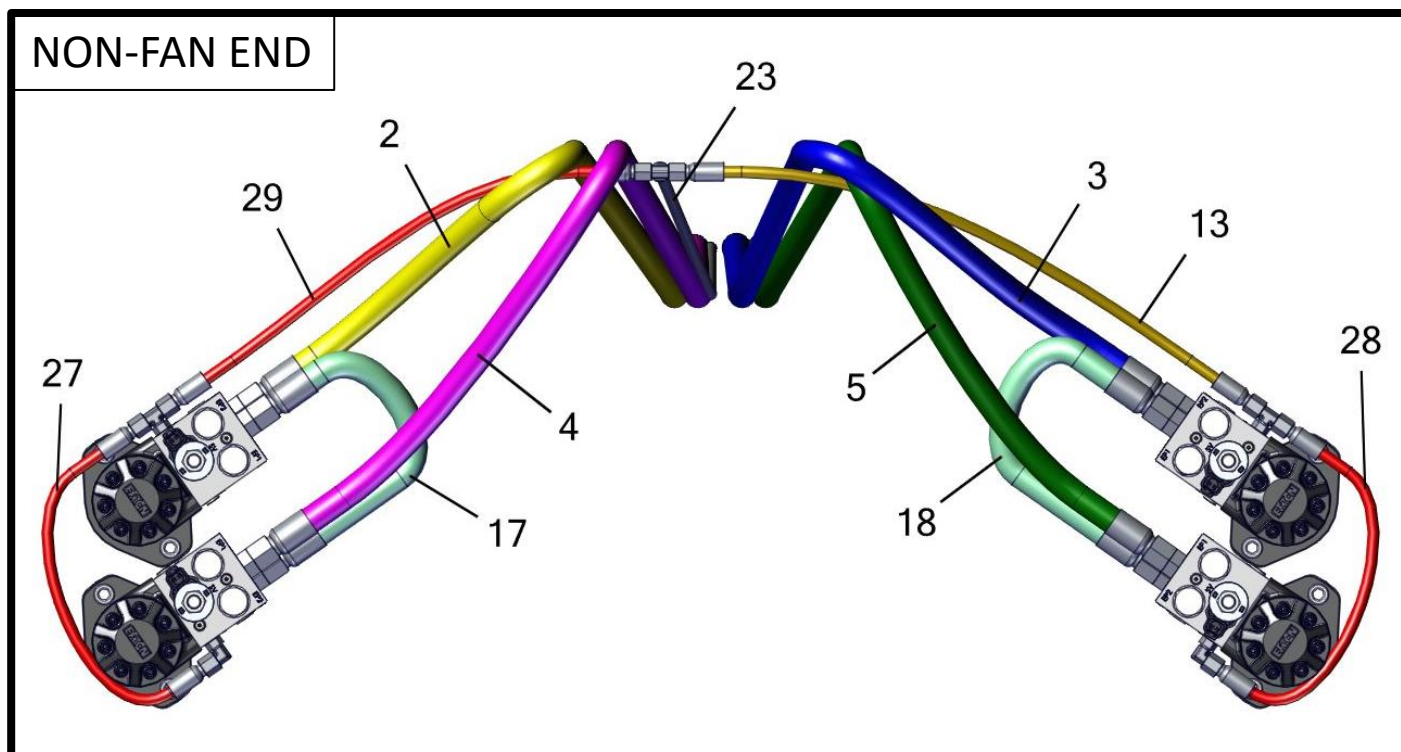
## Hydraulics – Four Section Hoses (Fan End)

Item No.	Qty	Part Number	Description
1	1	P000912 (C2)	Hose - Hyd - 1/2" x 75" (#10 F JIC x #10 F JIC)
2	1	P000915 (D1)	Hose - Hyd - 1/2" x 144" (#10 F JIC x #10 F JIC)
3	1	P000915 (D2)	Hose - Hyd - 1/2" x 144" (#10 F JIC x #10 F JIC)
4	1	P000915	Hose - Hyd - 1/2" x 144" (#10 F JIC x #10 F JIC)
5	1	P000915	Hose - Hyd - 1/2" x 144" (#10 F JIC x #10 F JIC)
6	1	P000927 (E)	Hose - Hyd - 3/8" x 31" (#6 F JIC Elbow 90 x #6 F JIC)
7	1	P000927 (F)	Hose - Hyd - 3/8" x 31" (#6 F JIC Elbow 90 x #6 F JIC)
8	1	P002236 (A)	Hose - Hyd - 3/4" x 20" (#12 F JIC x #12 F JIC)
9	1	P002236 (B)	Hose - Hyd - 3/4" x 20" (#12 F JIC x #12 F JIC)
10	1	P002412	Hose - Hyd - 1/4" x 25" (#4 F JIC x #4 F JIC)
11	1	P002412	Hose - Hyd - 1/4" x 25" (#4 F JIC x #4 F JIC)
12	1	P002412	Hose - Hyd - 1/4" x 25" (#4 F JIC x #4 F JIC)
13	1	P002412	Hose - Hyd - 1/4" x 25" (#4 F JIC x #4 F JIC)
14	1	P002416 (CD)	Hose - Hyd - 3/8" x 23" (#6 M O-Ring x #6 F JIC)
		P002582	O-Ring - #6 Buna (4000-06)
15	1	P002418	Hose - Hyd - 3/8" x 41" (#6 F JIC x #6 F JIC)
16	1	P002418	Hose - Hyd - 3/8" x 41" (#6 F JIC x #6 F JIC)
17	1	P002419	Hose - Hyd - 1/2" X 25" (#10 F JIC X #10 F JIC)
18	1	P002419	Hose - Hyd - 1/2" X 25" (#10 F JIC X #10 F JIC)
19	1	P002419	Hose - Hyd - 1/2" X 25" (#10 F JIC X #10 F JIC)
20	1	P002419	Hose - Hyd - 1/2" X 25" (#10 F JIC X #10 F JIC)
21	1	P002419	Hose - Hyd - 1/2" X 25" (#10 F JIC X #10 F JIC)
22	1	P002419	Hose - Hyd - 1/2" X 25" (#10 F JIC X #10 F JIC)
23	1	P002420	Hose - Hyd - 1/4" x 110" (#4 F JIC x #4 F JIC)
24	1	P002422 (C1)	Hose - Hyd - 1/2" x 48" (#10 F JIC x #10 F JIC)
25	1	(R) P002670	Hose - Hyd - 1/4" x 20" (#4 F JIC x #4 F JIC)
26	1	(R) P002670	Hose - Hyd - 1/4" x 20" (#4 F JIC x #4 F JIC)
27	1	(R) P002670	Hose - Hyd - 1/4" x 20" (#4 F JIC x #4 F JIC)
28	1	(R) P002670	Hose - Hyd - 1/4" x 20" (#4 F JIC x #4 F JIC)
29	1	(R) P002670	Hose - Hyd - 1/4" x 20" (#4 F JIC x #4 F JIC)

**Four Section Also Requires:**  
**Hydraulic Block – pg. 110-111**  
**Fan Motor/ Speed Sensor – pg. 114-115**  
**Fan-End Motors – pg. 120-123**  
**Slide Gate Cylinders – pg. 128-129**  
**Center Tees – pg. 138-139**

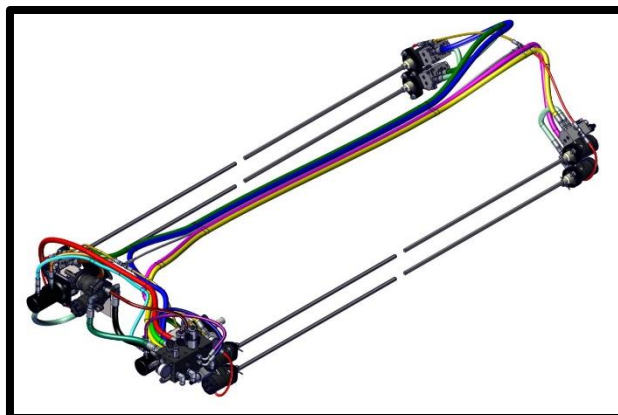


## Hydraulics – Four Section Hoses (Non-Fan End)

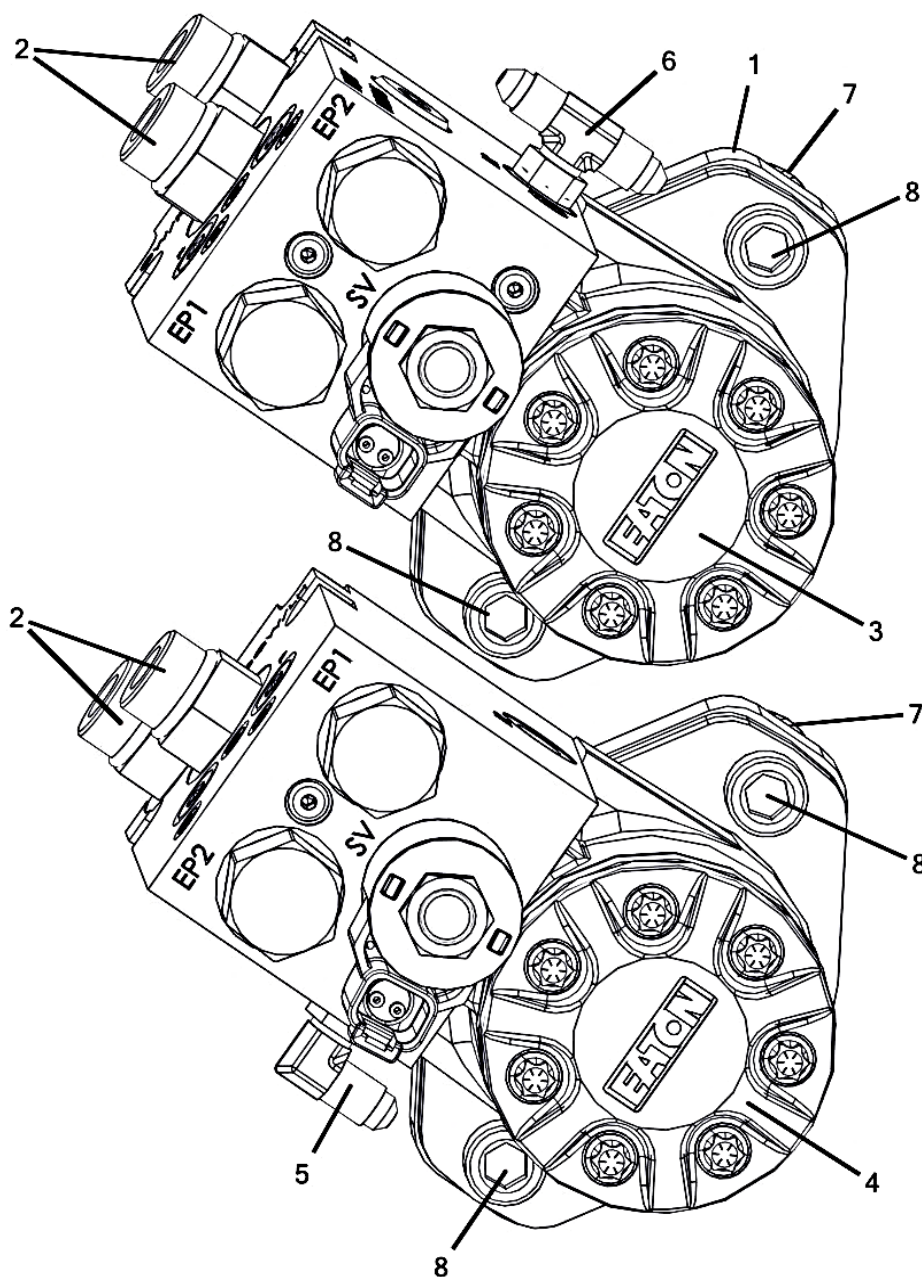


## Hydraulics – Four Section Hoses (Non-Fan End)

Item No.	Qty	Part Number	Description
1	1	P000912 (C2)	Hose - Hyd - 1/2" x 75" (#10 F JIC x #10 F JIC)
2	1	P000915 (D1)	Hose - Hyd - 1/2" x 144" (#10 F JIC x #10 F JIC)
3	1	P000915 (D2)	Hose - Hyd - 1/2" x 144" (#10 F JIC x #10 F JIC)
4	1	P000915	Hose - Hyd - 1/2" x 144" (#10 F JIC x #10 F JIC)
5	1	P000915	Hose - Hyd - 1/2" x 144" (#10 F JIC x #10 F JIC)
6	1	P000927 (E)	Hose - Hyd - 3/8" x 31" (#6 F JIC Elbow 90 x #6 F JIC)
7	1	P000927 (F)	Hose - Hyd - 3/8" x 31" (#6 F JIC Elbow 90 x #6 F JIC)
8	1	P002236 (A)	Hose - Hyd - 3/4" x 20" (#12 F JIC x #12 F JIC)
9	1	P002236 (B)	Hose - Hyd - 3/4" x 20" (#12 F JIC x #12 F JIC)
10	1	P002412	Hose - Hyd - 1/4" x 25" (#4 F JIC x #4 F JIC)
11	1	P002412	Hose - Hyd - 1/4" x 25" (#4 F JIC x #4 F JIC)
12	1	P002412	Hose - Hyd - 1/4" x 25" (#4 F JIC x #4 F JIC)
13	1	P002412	Hose - Hyd - 1/4" x 25" (#4 F JIC x #4 F JIC)
14	1	P002416 (CD)	Hose - Hyd - 3/8" x 23" (#6 M O-Ring x #6 F JIC)
		P002582	O-Ring - #6 Buna (4000-06)
15	1	P002418	Hose - Hyd - 3/8" x 41" (#6 F JIC x #6 F JIC)
16	1	P002418	Hose - Hyd - 3/8" x 41" (#6 F JIC x #6 F JIC)
17	1	P002419	Hose - Hyd - 1/2" X 25" (#10 F JIC X #10 F JIC)
18	1	P002419	Hose - Hyd - 1/2" X 25" (#10 F JIC X #10 F JIC)
19	1	P002419	Hose - Hyd - 1/2" X 25" (#10 F JIC X #10 F JIC)
20	1	P002419	Hose - Hyd - 1/2" X 25" (#10 F JIC X #10 F JIC)
21	1	P002419	Hose - Hyd - 1/2" X 25" (#10 F JIC X #10 F JIC)
22	1	P002419	Hose - Hyd - 1/2" X 25" (#10 F JIC X #10 F JIC)
23	1	P002420	Hose - Hyd - 1/4" x 110" (#4 F JIC x #4 F JIC)
24	1	P002422 (C1)	Hose - Hyd - 1/2" x 48" (#10 F JIC x #10 F JIC)
25	1	(R) P002670	Hose - Hyd - 1/4" x 20" (#4 F JIC x #4 F JIC)
26	1	(R) P002670	Hose - Hyd - 1/4" x 20" (#4 F JIC x #4 F JIC)
27	1	(R) P002670	Hose - Hyd - 1/4" x 20" (#4 F JIC x #4 F JIC)
28	1	(R) P002670	Hose - Hyd - 1/4" x 20" (#4 F JIC x #4 F JIC)
29	1	(R) P002670	Hose - Hyd - 1/4" x 20" (#4 F JIC x #4 F JIC)



## Four Section Rear Drive Motors – Tank 2 (Non-Fan End)



## Four Section Rear Drive Motors – Tank 2 (Non-Fan End)

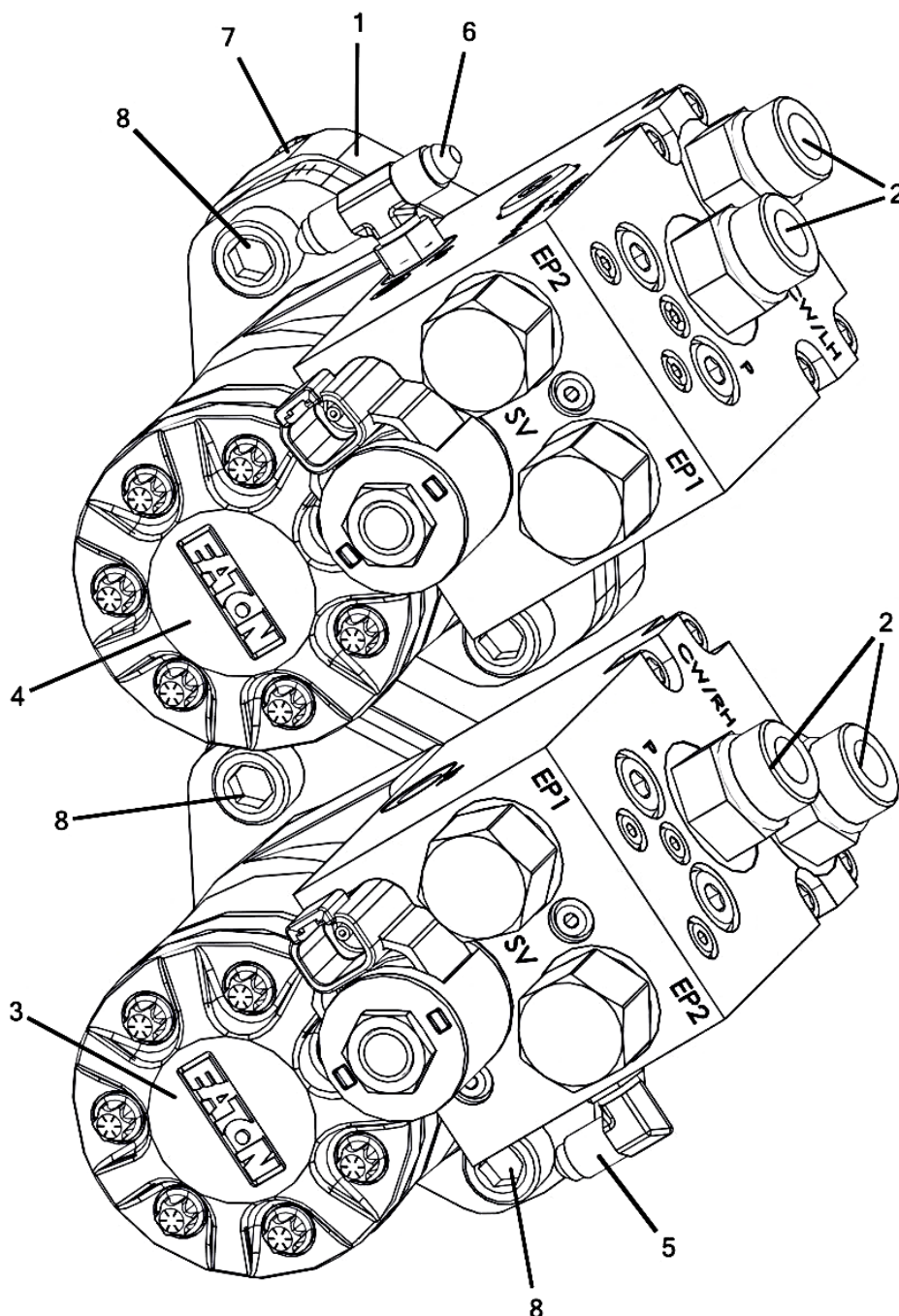
Item No.	Qty.	Part Number	Description
1	2	M002604__	Plate - Motor Spacer (3/4")
2	4	P000836	Fitting - Hyd - #10 M O-Ring x #10 M JIC Straight
		P002584	O-Ring - #10 Buna (4000-10)
3	1	P000881 *	Motor - Hyd. 4.5 CU/IN Char-Lynn Single Poppet Valve (CW) (MA2783-15)
4	1	P000882**	Motor - Hyd. 4.5 CU/IN Char-Lynn Single Poppet Valve (CCW) (MA2784-15)
5	1	P000917	Fitting - Hyd - #4 M O-Ring x #4 M JIC Elbow 90
		P002581	O-Ring - #4 Buna (4000-04)
6	1	P000918	Fitting - Hyd - 1&3=#4 M JIC, 2=#4 M O-Ring Tee
		P002581	O-Ring - #4 Buna (4000-04)
7	4	P002226	Nut - 1/2-13 Flange Nylon Lock (18-8 S/S FB)
8	4	P002235	Bolt - 1/2-13 x 2.25 x 1.25 Socket Head (F593 304 S/S FB)

**\*See Pg. 124-125 for P000881 Breakdown**

**\*\*See Pg. 126-127 for P000882 Breakdown**



## Rear Drive Motor – Tank 1 (Non-Fan End)



## Rear Drive Motor – Tank 1 (Non-Fan End)

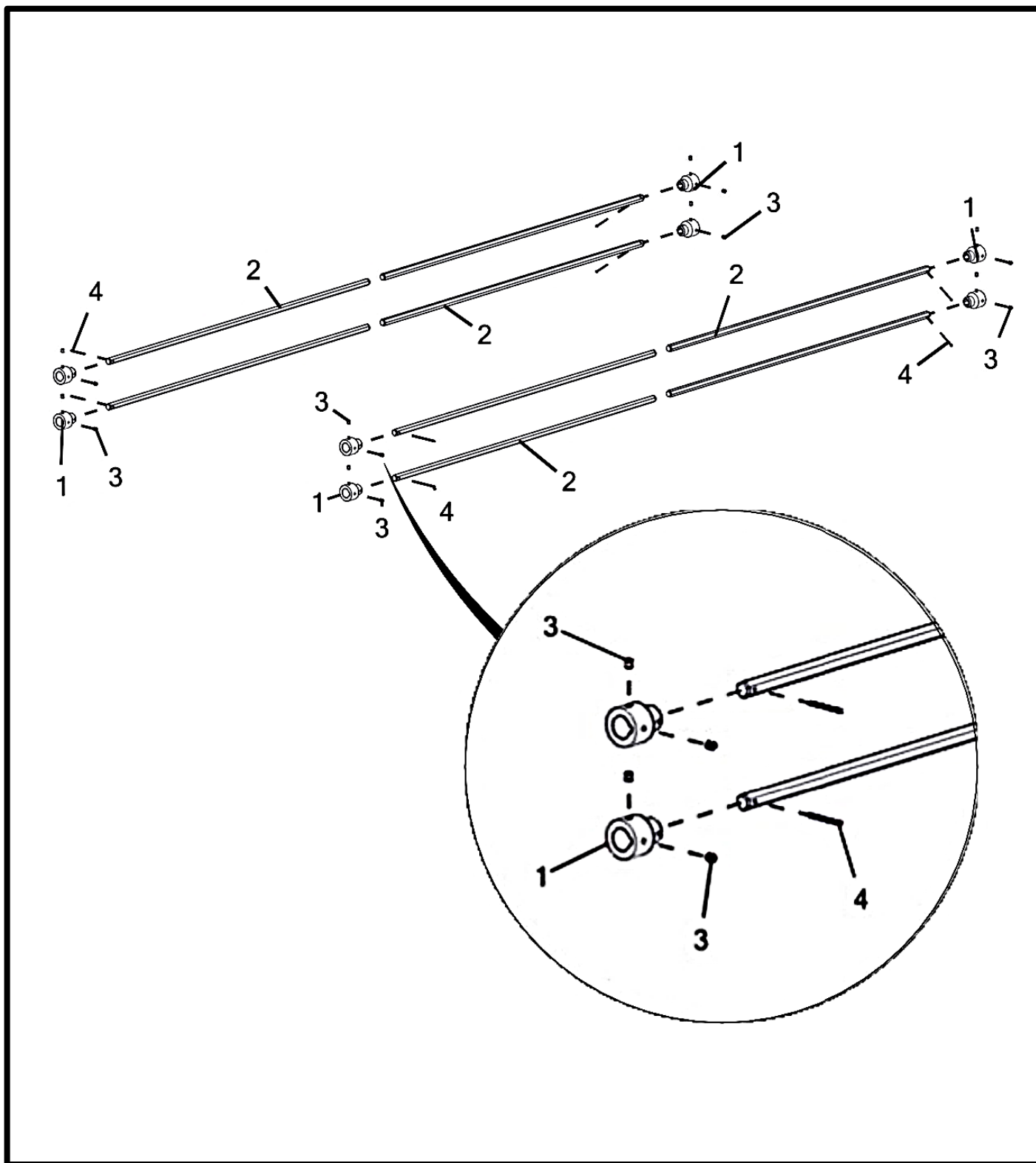
Item No.	Qty.	Part Number	Description
1	2	M002604__	Plate - Motor Spacer (3/4")
2	4	P000836	Fitting - Hyd - #10 M O-Ring x #10 M JIC Straight
		P002584	O-Ring - #10 Buna (4000-10)
3	1	P000881 *	Motor - Hyd. 4.5 CU/IN Char-Lynn Single Poppet Valve (CW) (MA2783-15)
4	1	P000882**	Motor - Hyd. 4.5 CU/IN Char-Lynn Single Poppet Valve (CCW) (MA2784-15)
5	1	P000917	Fitting - Hyd - #4 M O-Ring x #4 M JIC Elbow 90
		P002581	O-Ring - #4 Buna (4000-04)
6	1	P000918	Fitting - Hyd - 1&3=#4 M JIC, 2=#4 M O-Ring Tee
		P002581	O-Ring - #4 Buna (4000-04)
7	4	P002226	Nut - 1/2-13 Flange Nylon Lock (18-8 S/S FB)
8	4	P002235	Bolt - 1/2-13 x 2.25 x 1.25 Socket Head (F593 304 S/S FB)

**\*See Pg. 124-125 for P000881 Breakdown**

**\*\*See Pg. 126-127 for P000882 Breakdown**



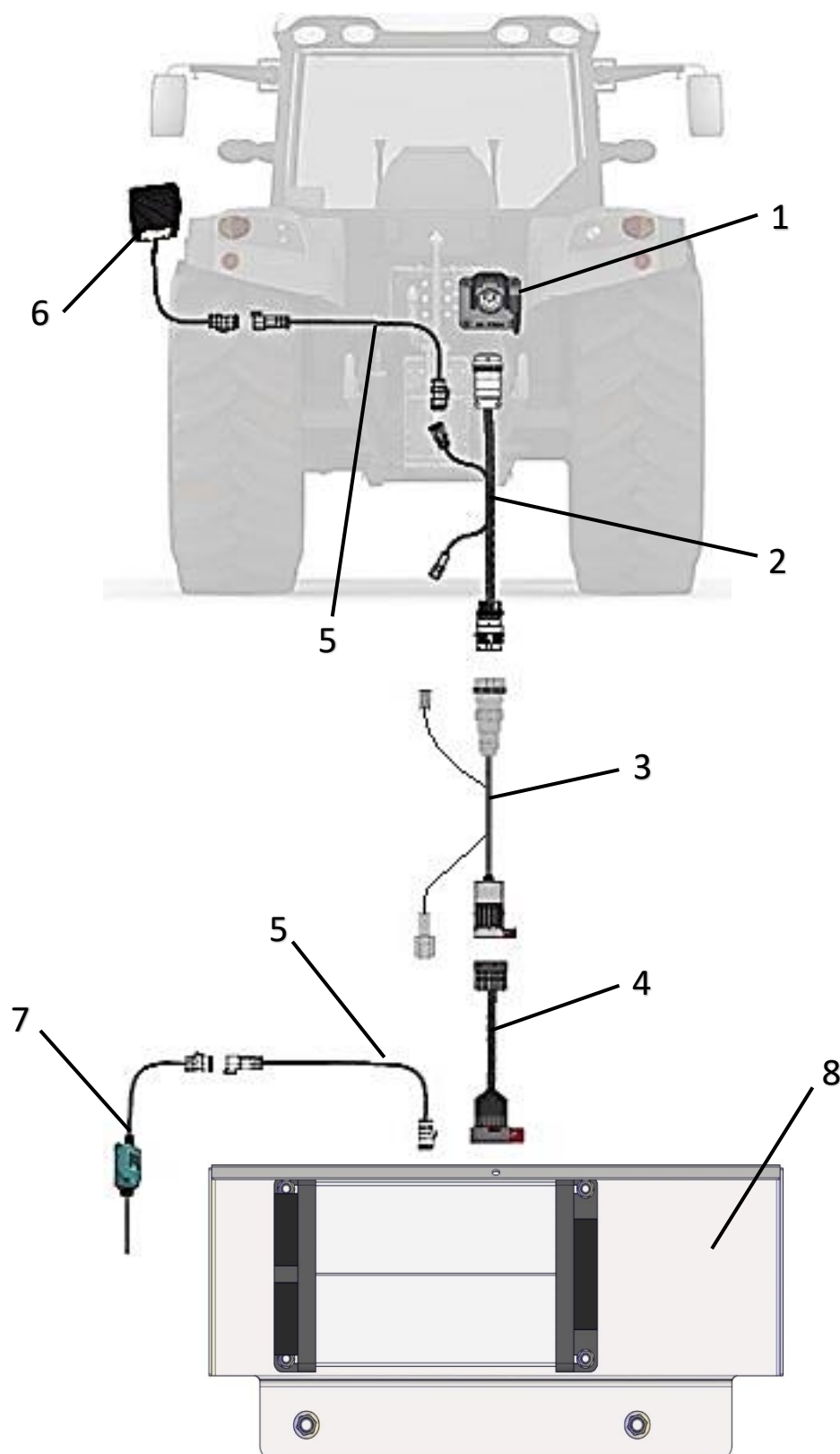
## Four Section Drive Shafts



## Four Section Drive Shafts

Item No.	Qty.	Part Number	Description
1	8	M002152	Coupler - 1" Round w/ Keyway to 5/8" Hex Shaft
2	8	M002242	Shaft - 5/8" Short Drive
3	16	P000785	Set Screw - 5/16-18 x 5/16" UNC
4	8	P002013	Cotter Pin - 1/8in x 1.75in (S/S)

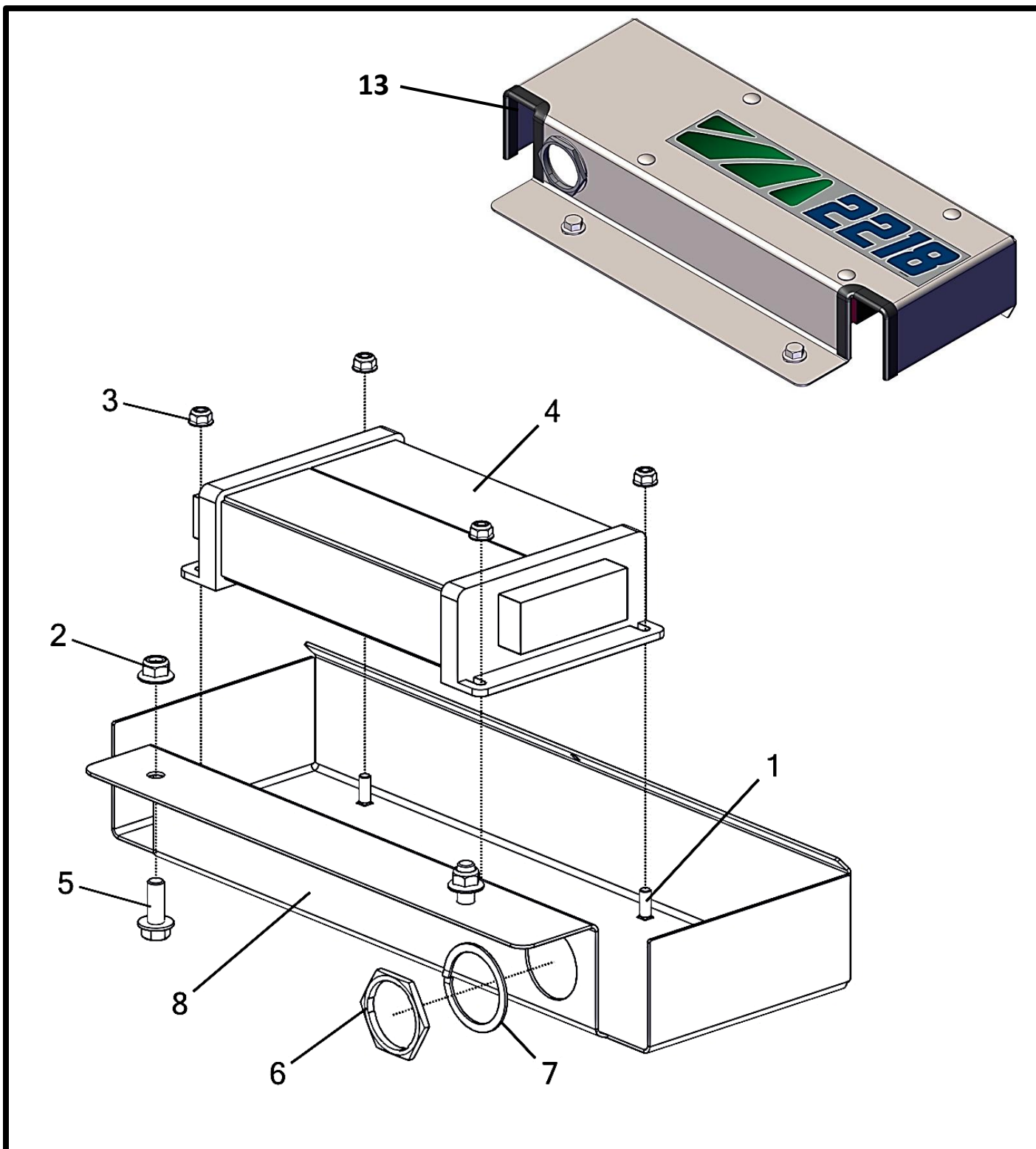
## Montag Dry Rate Controller Harness



## Montag Dry Rate Controller Harness

ITEM NO.	Description	P/N	Montag P/N
1	Tractor ISO Connection		
2	Harness - ISOBUS To ISOBUS Cable Extension (13')	ME0502040-13	P002423
	Harness - ISOBUS To ISOBUS Cable Extension (28')	ME0502040-28	P002424
	Harness - ISOBUS To ISOBUS Cable Extension (43')	ME0502040-43	P002425
3	Harness - ISOBUS to ECU Cable (13')	ME0502001-13	P002410
	Harness - ISOBUS to ECU Cable (28')	ME0502001-28	P002334
	Harness - ISOBUS to ECU Cable (43')	ME0502001-43	P002395
4	Harness - Main ISOBUS Backbone Extension (13')	ME0502037-13	P002344
	Harness - Main ISOBUS Backbone Extension (28')	ME0502037-28	P002345
	Harness - Main ISOBUS Backbone Extension (43')	ME0502037-43	P002346
5	Harness - Foot Pedal Master Switch Extension (15')	ME052001	P002341
6	Switch - Remote Foot Pedal Master	ME052000	P002340
7	Sensor - Implement Height Switch		K002504
8	Kit - Montag Dry Rate Controller (w/Mount)		K002552


## ECU and Enclosure



## ECU and Enclosure

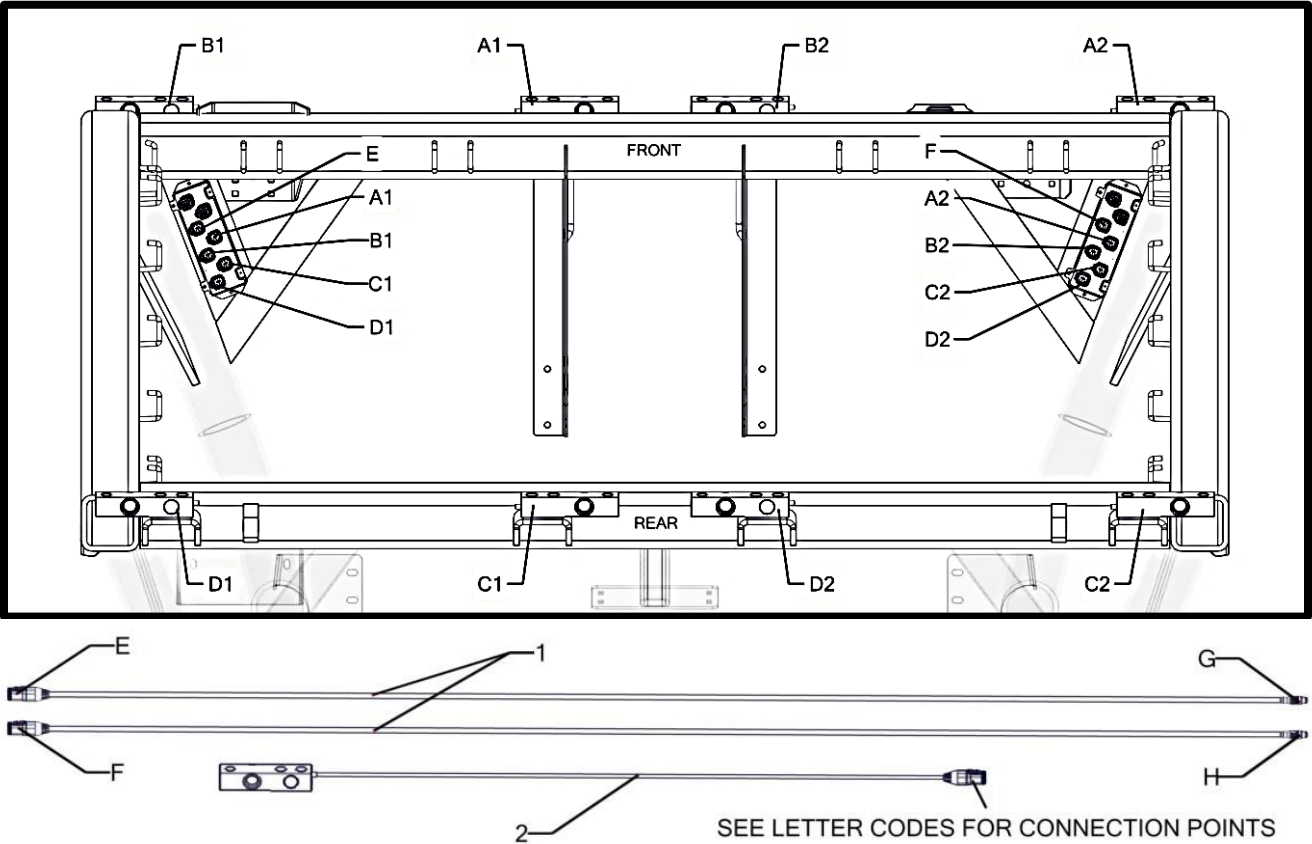
Item No.	Qty	Part Number	Description
		<b>K002552</b>	<b>Kit - Montag Gen 2 2218 Dry Rate Controller (2021+)</b>
1	4	P003219	Screw - 1/4-20 x .625 Machine Button Head Socket (18-8 S/S FB)
2	2	P002225	Nut - 3/8-16 Flange Nylon Lock (18-8 S/S FB)
3	4	P002291	Nut - 1/4-20 Flange Nylon Lock (18-8 S/S FB)
4	1	P002335	ECU - Montag Dry Rate Controller (ME0814000)
5	2	P002541	Bolt - 3/8-16 x 1 x 1 Flange (18-8 S/S FB)
6	1	P003139	Nut - Panel, Size 24, HD30 (112263-90)
7	1	P003140	Washer - Lock, Size 24, HD30 (112264)
8	1	W002752	Shield - Montag 2218 ECU Cover
9	1	P002958	Decal - 2218 Flowing Field Logo
10	1	P002334	Harness - ISOBUS to ECU Cable (28') (ME0502001-28)
11	1	P002406	Harness - ISO Tee (ECU, Digi-Star/Tractor 16 Pin, ISO Plug)(ME0502039)
12	1	P003066	Harness - Montag Dry RC (Gen II - 2 Bin, Analog) (ME0514023)
13	2	M003151	Trim - ECU Cover Edge (7")

9

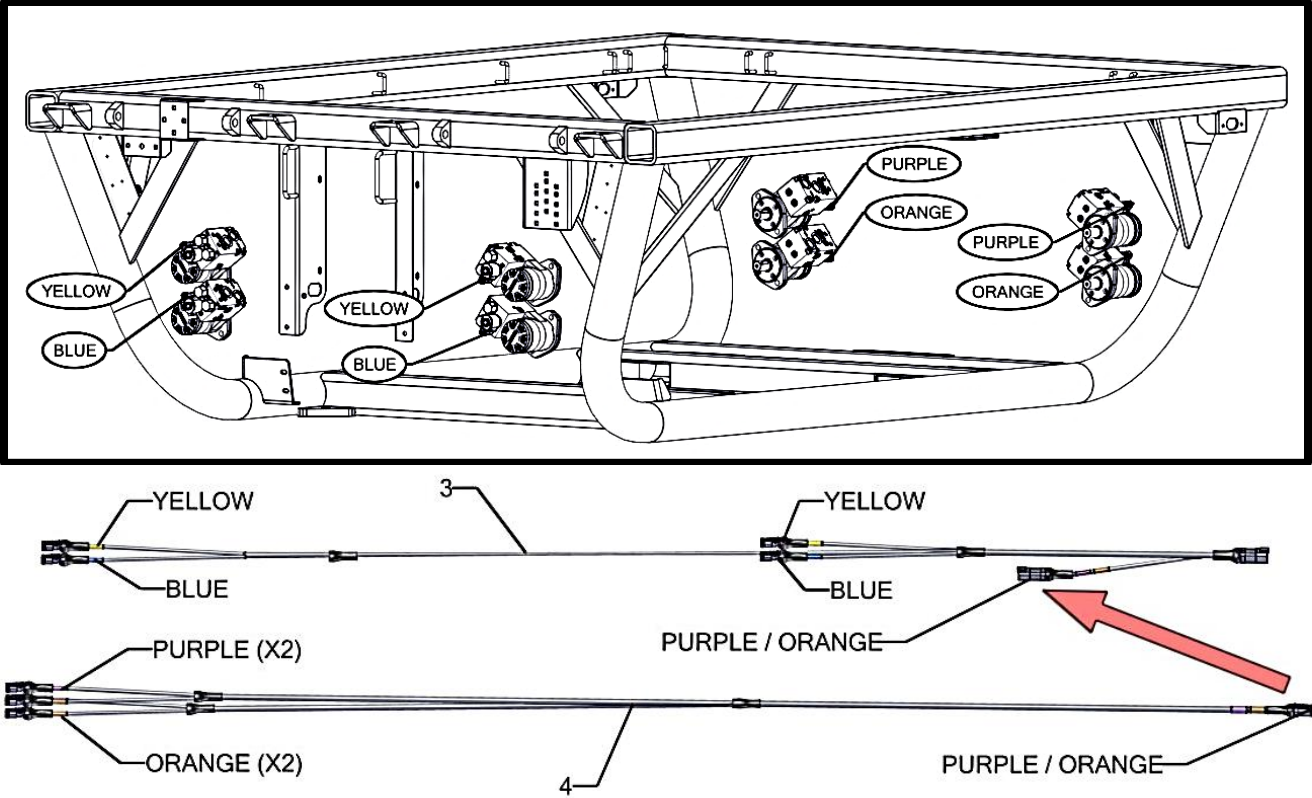




LOAD CELL CONNECTIONS



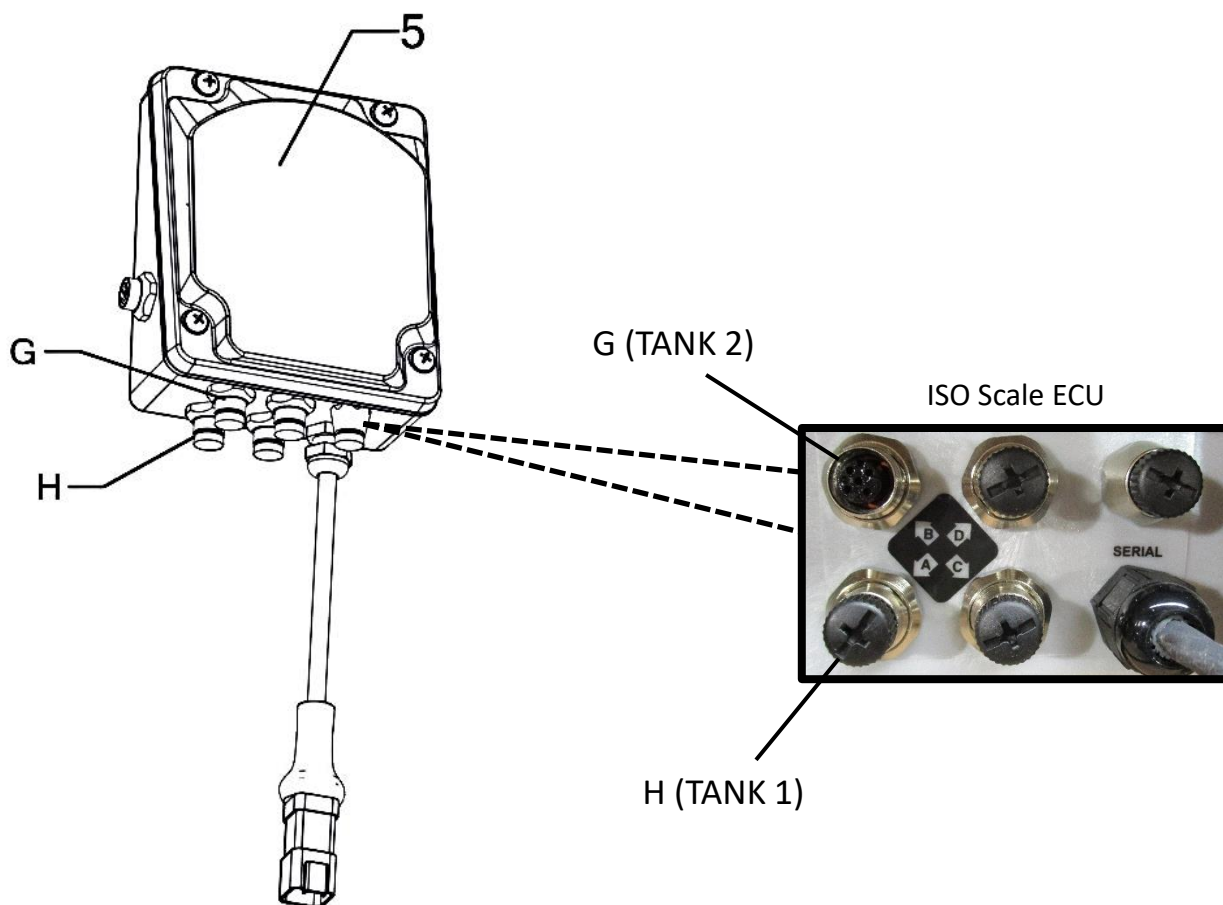
SECTION CONTROL MOTOR CONNECTIONS



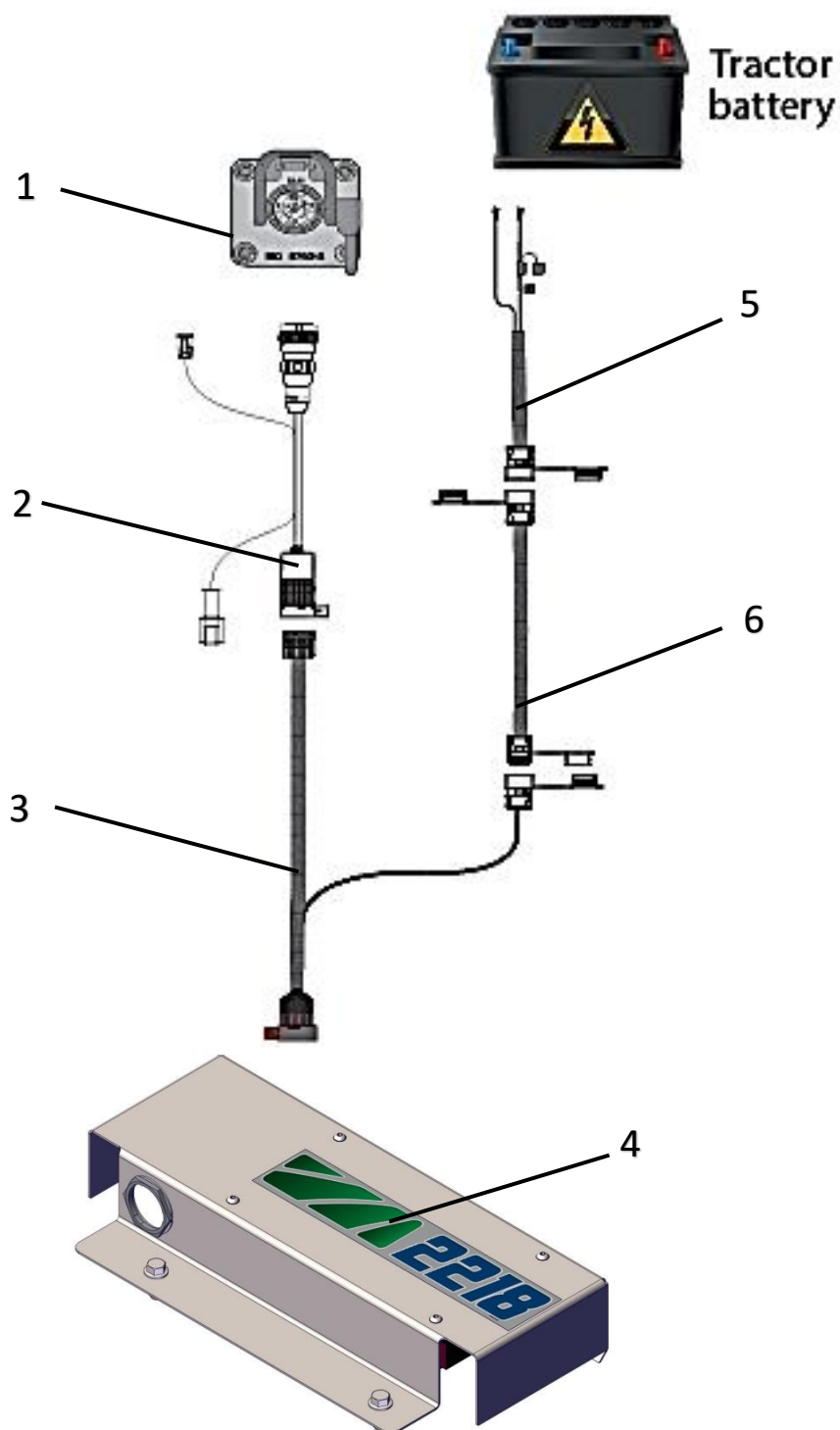


## LOAD CELL AND SECTION CONTROL MOTOR CONNECTIONS

Item No.	Qty.	Part Number	Description
1	2	P002741	Harness - DT06 to M12 ISO Scale (8')
2	1	P002739	Scale - Load Cell (10K) w/DT 6 Pin (14')
3	1	P002280	Harness - Gen 2 Section 2 Single Poppet Valve Control
4	1	P002099	Harness - Gen 2-C Sections 3 & 4 Single Poppet Valve Control
5	1	P002279	Node - Scale Link 2 140 Digi-Star ISO



## Montag HC Power Harness Installation

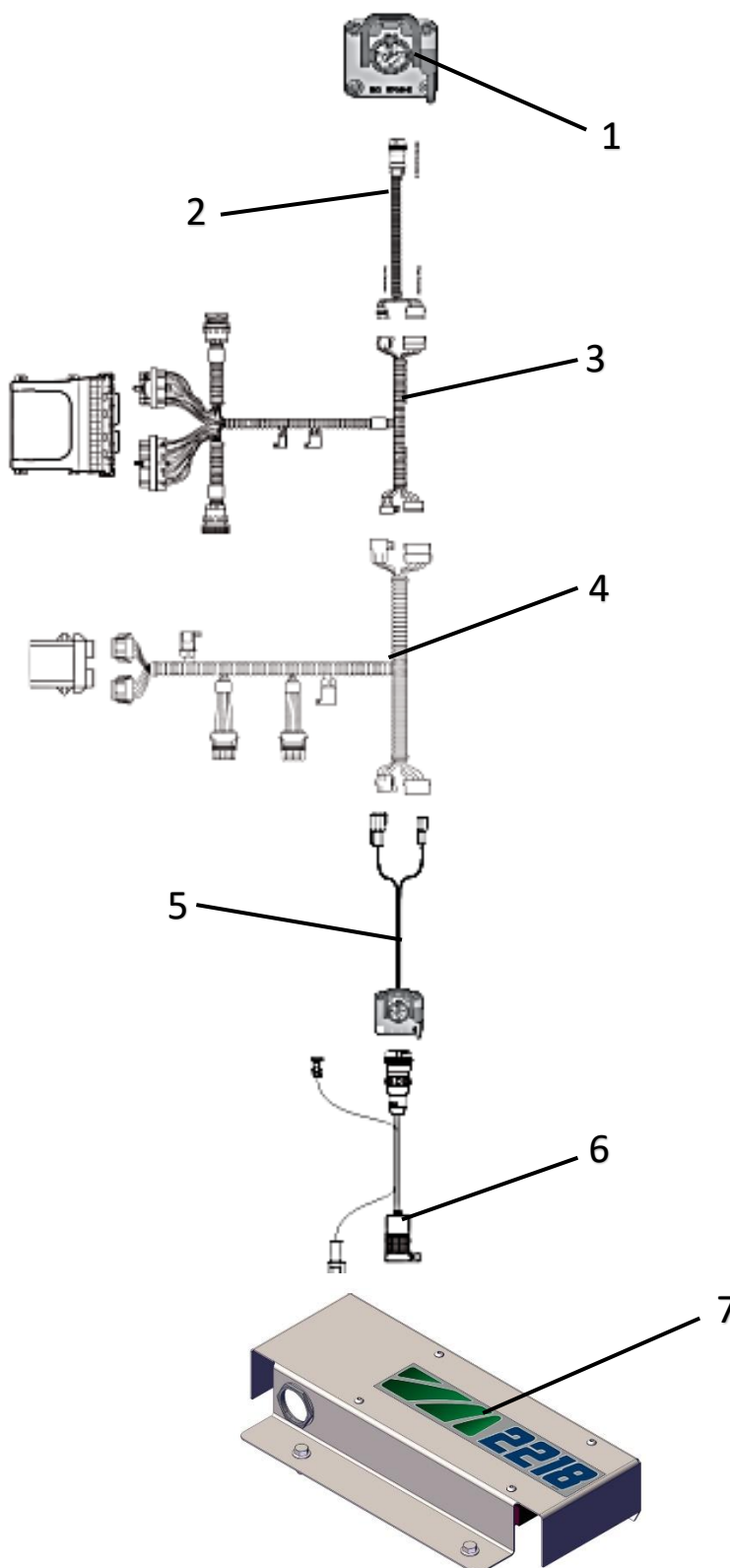


## Montag HC Power Harness Installation

ITEM NO.	Description	P/N	Montag P/N
1	Tractor ISO Connection		
2	Harness - ISOBUS to ECU Cable (3')	ME0502001-03	P002702
	Harness - ISOBUS to ECU Cable (13')	ME0502001-13	P002410
	Harness - ISOBUS to ECU Cable (28')	ME0502001-28	P002334
	Harness - ISOBUS to ECU Cable (43')	ME0502001-43	P002395
3	Harness - RC High Current Injector Tee *	ME0502048	P002439 *
4	Montag Controller		
5	Harness - RC High Current Battery Connection *	ME0514007	P002437 *
6	Harness - RC High Current 30' Extension *	ME0514008	P002438 *

(\*) Included In K002073 - Kit - High Current Power Injection Harness (30')

## DICKEY-john Harness Installation - IBBC Connector

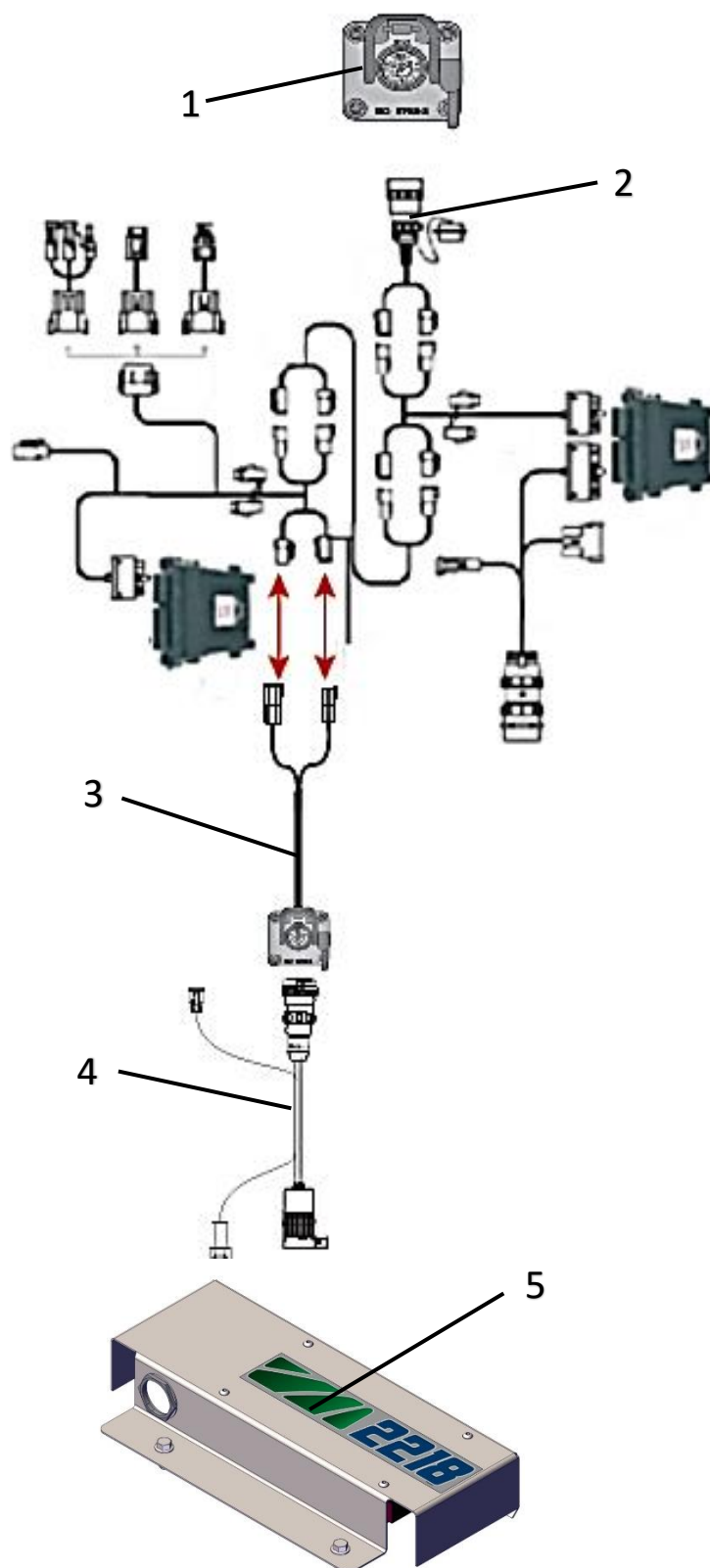


## DICKEY-john Harness Installation - IBBC Connector

ITEM NO.	Description	P/N	Montag P/N
1	Tractor ISO Connection		
2	Customer Supplied Harness		
3	Customer Supplied Harness		
4	Customer Supplied Harness		
5	Kit - DICKY-john Planter to IBBC ISO Harness (w/Mount) *		K002064 *
	Harness - IBBC ISO - DICKY-john (Harness Only)	ME0502047	P002441
6	Harness - ISOBUS to ECU Cable (13')	ME0502001-13	P002410
	Harness - ISOBUS to ECU Cable (28')	ME0502001-28	P002334
	Harness - ISOBUS to ECU Cable (43')	ME0502001-43	P002395
7	Montag Controller		

**\* See Page 162-163 For Mount Parts Breakdown**

## Field-IQ Harness Installation - IBBC Connector



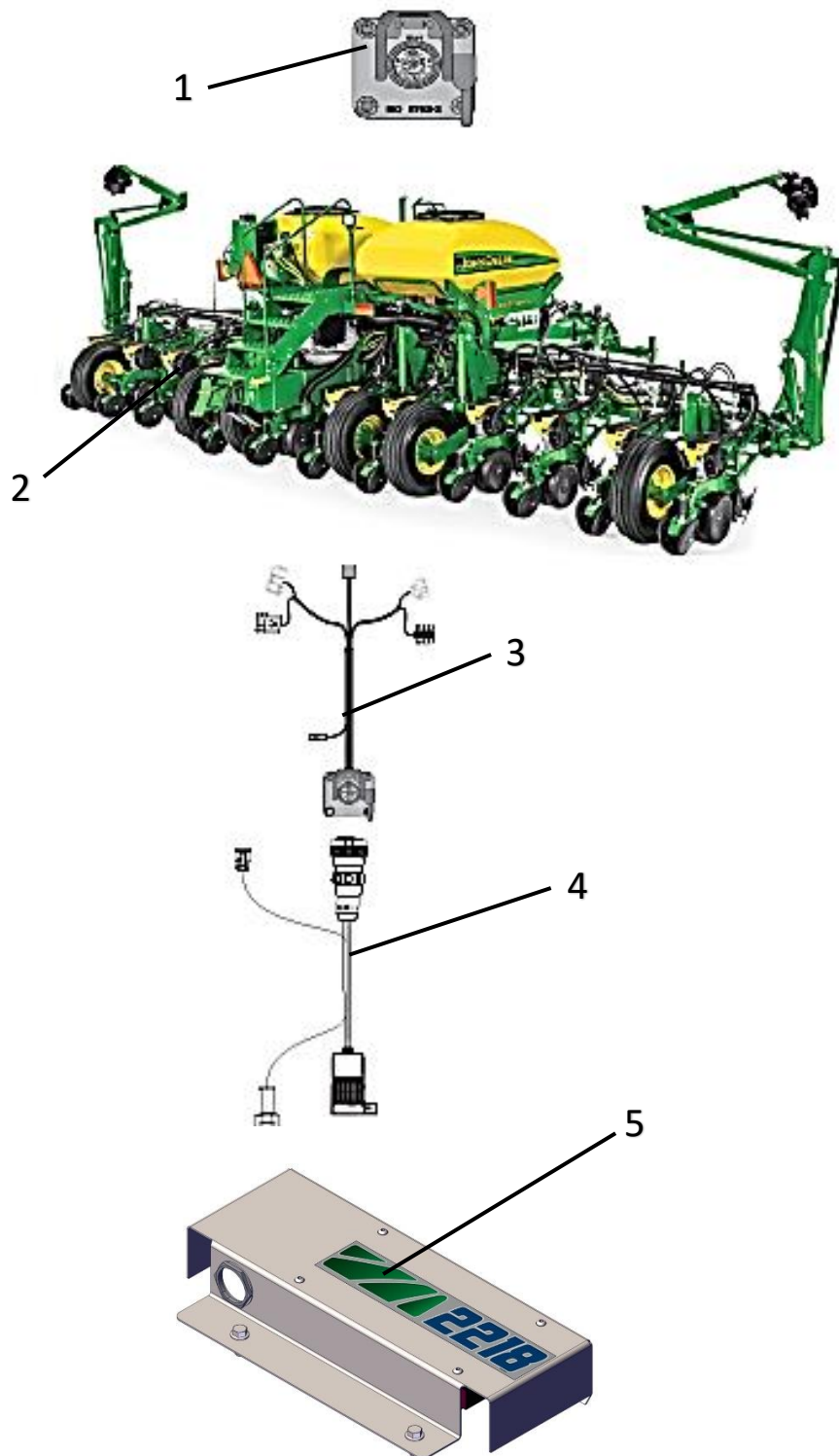
## Field-IQ Harness Installation - IBBC Connector

ITEM NO.	Description	P/N	Montag P/N
1	Tractor ISO Connection		
2	Field-IQ Harnessing		
3	Kit - Field IQ (Trimble) Planter to IBBC ISO Harness (w/Mount) *		K002069 *
	Harness - IBBC ISO - Field IQ (Trimble) (Harness Only)	ME0502044	P002442
4	Harness - ISOBUS to ECU Cable (13')	ME0502001-13	P002410
	Harness - ISOBUS to ECU Cable (28')	ME0502001-28	P002334
	Harness - ISOBUS to ECU Cable (43')	ME0502001-43	P002395
5	Montag Controller		

**\* See Page 162-163 For Mount Parts Breakdown**



## John Deere Harness Installation - IBBC Connector\*




\*Note: **Task Control functions** are not supported when Montag Rate Controller is used on a JD ISO planter w/ a JD 2630 or JD Gen 46XX monitor.

## John Deere Harness Installation - IBBC Connector

ITEM NO.	Description	P/N	Montag P/N
1	Tractor ISO Connection		
2	Customer Supplied Harness		
3	John Deere IBBC Harness Kit (w/Mount) †		K002070 †
	Harness - IBBC ISO - John Deere (Less Harness)	ME0502045	P002443
4	Harness - ISOBUS to ECU Cable (13')	ME0502001-13	P002410
	Harness - ISOBUS to ECU Cable (28')	ME0502001-28	P002334
	Harness - ISOBUS to ECU Cable (43')	ME0502001-43	P002395
5	Montag Controller		

† See Page 162-163 For Mount Parts Breakdown

## CIH 1200 Harness Installation - IBBC Connector

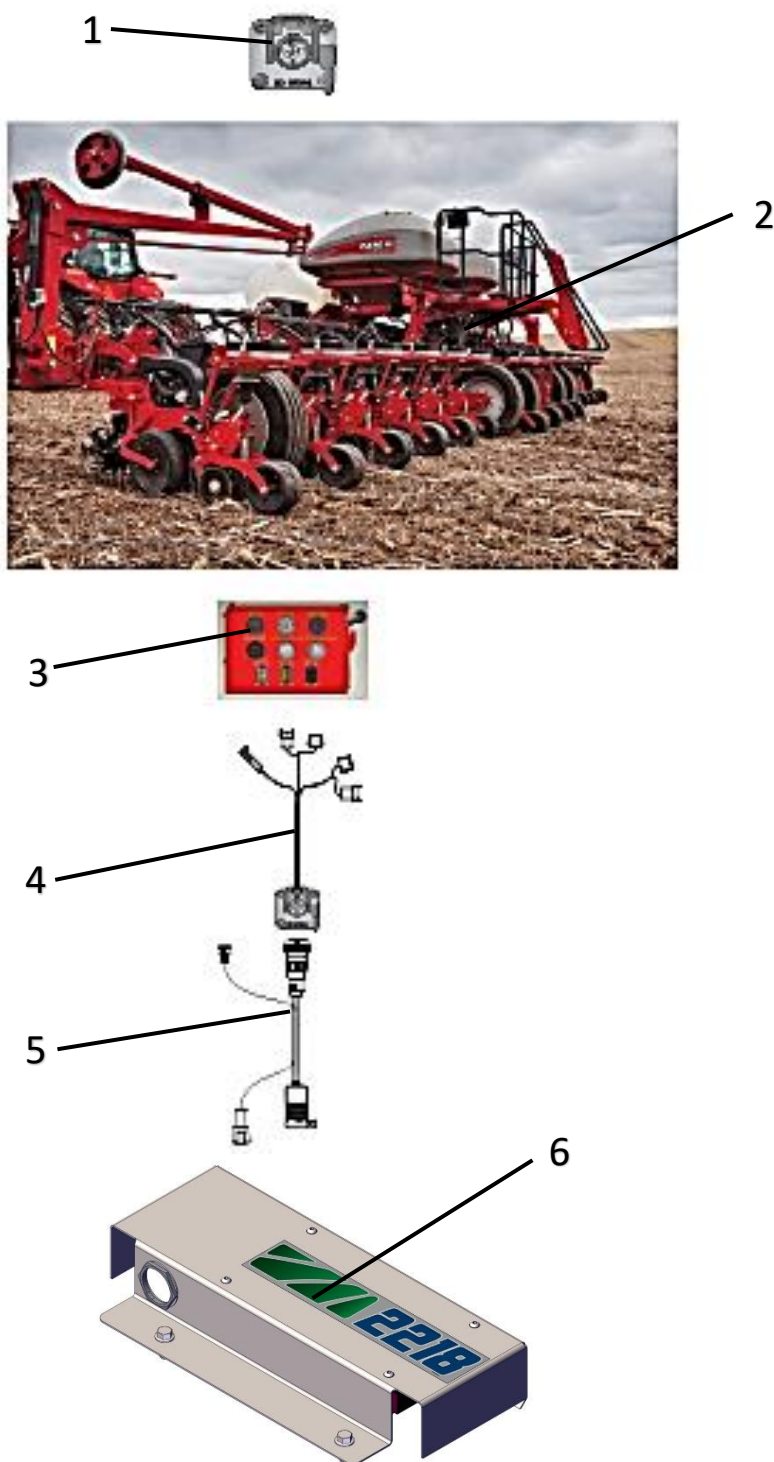


## CIH 1200 Harness Installation - IBBC Connector

ITEM NO.	Description	P/N	Montag P/N
1	Tractor ISO Connection		
2	CIH 1200 Planter Harnessing		
3	CIH 1200 IBBC Harness Kit (w/Mount) *		K002071 *
	Harness - IBBC ISO - CIH 1200 (Less Mount)	ME0515008	P002444
4	Harness - ISOBUS to ECU Cable (13')	ME0502001-13	P002410
	Harness - ISOBUS to ECU Cable (28')	ME0502001-28	P002334
	Harness - ISOBUS to ECU Cable (43')	ME0502001-43	P002395
5	Montag Controller		

**\* See Page 162-163 For Mount Parts Breakdown**

## CIH 2100 Harness Installation - IBBC Connector

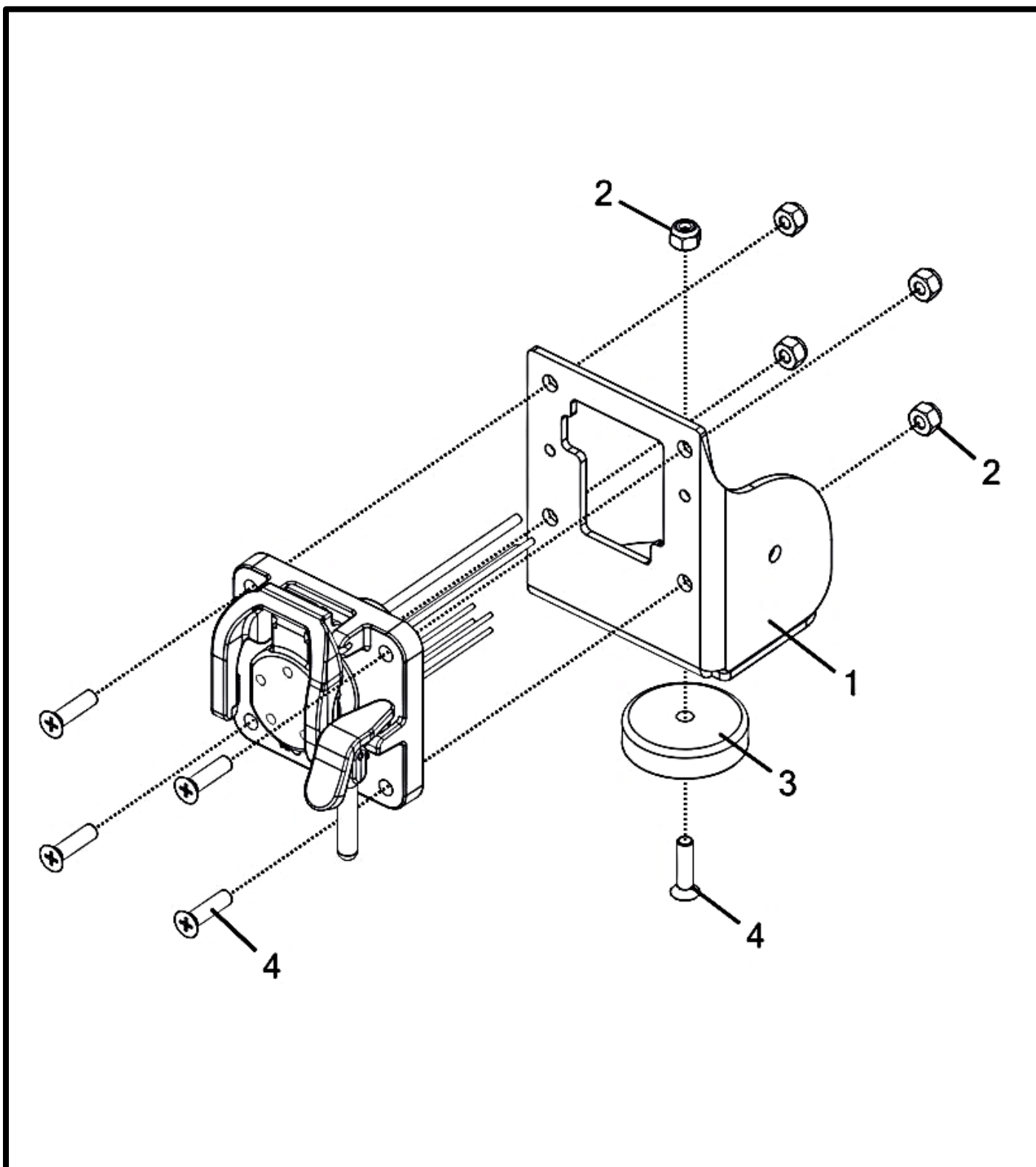


## CIH 2100 Harness Installation - IBBC Connector

ITEM NO.	Description	P/N	Montag P/N
1	Tractor ISO Connection		
2	CIH 2100 Planter Harnessing		
3	Hydraulic Connection		
4	CIH 2100 IBBC Harness Kit (w/Mount) *		K002072 *
	Harness - IBBC ISO - CIH 2100 (Less Mount)	ME0515009	P002445
5	Harness - ISOBUS to ECU Cable (13')	ME0502001-13	P002410
	Harness - ISOBUS to ECU Cable (28')	ME0502001-28	P002334
	Harness - ISOBUS to ECU Cable (43')	ME0502001-43	P002395
6	Montag ECU Enclosure		

**\* See Page 162-163 For Mount Parts Breakdown**

## Planter To IBBC ISO Harness Mount

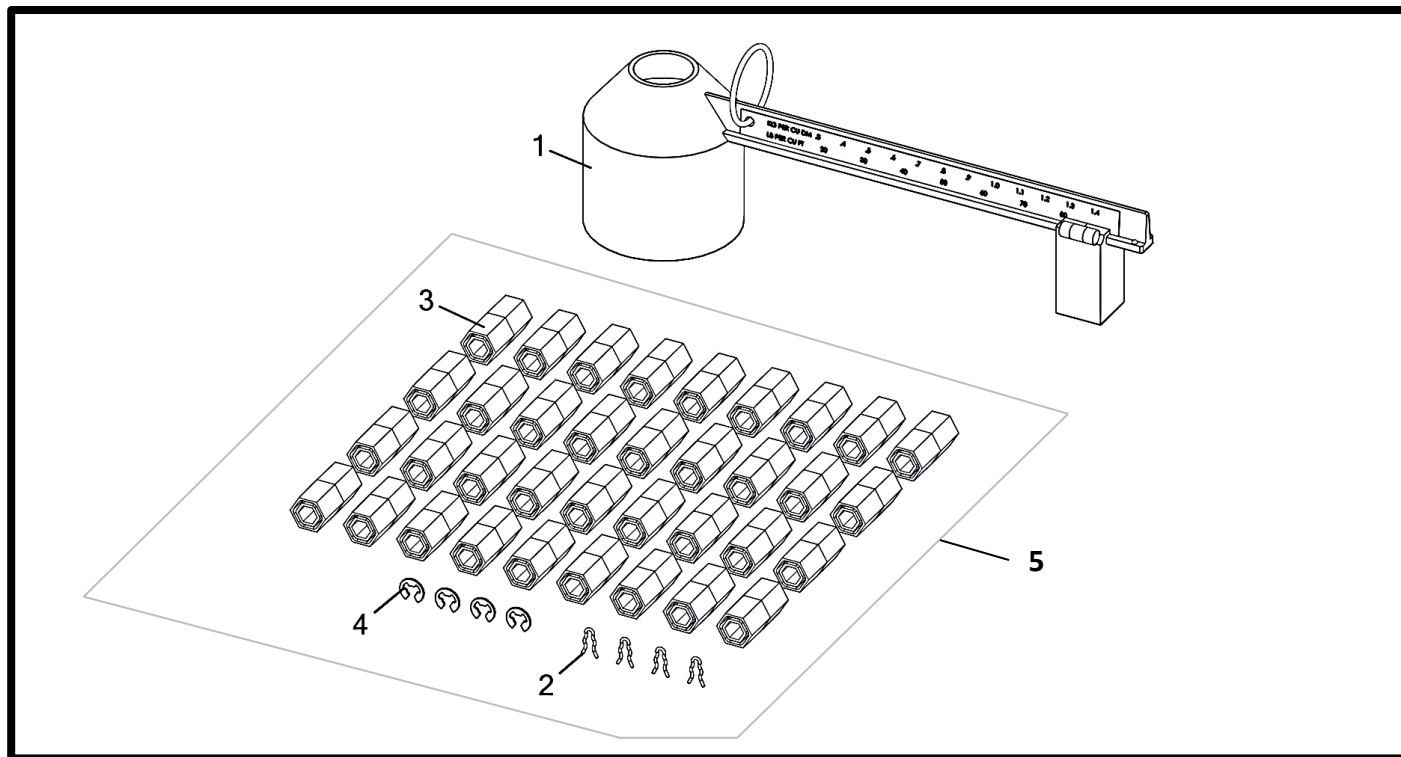




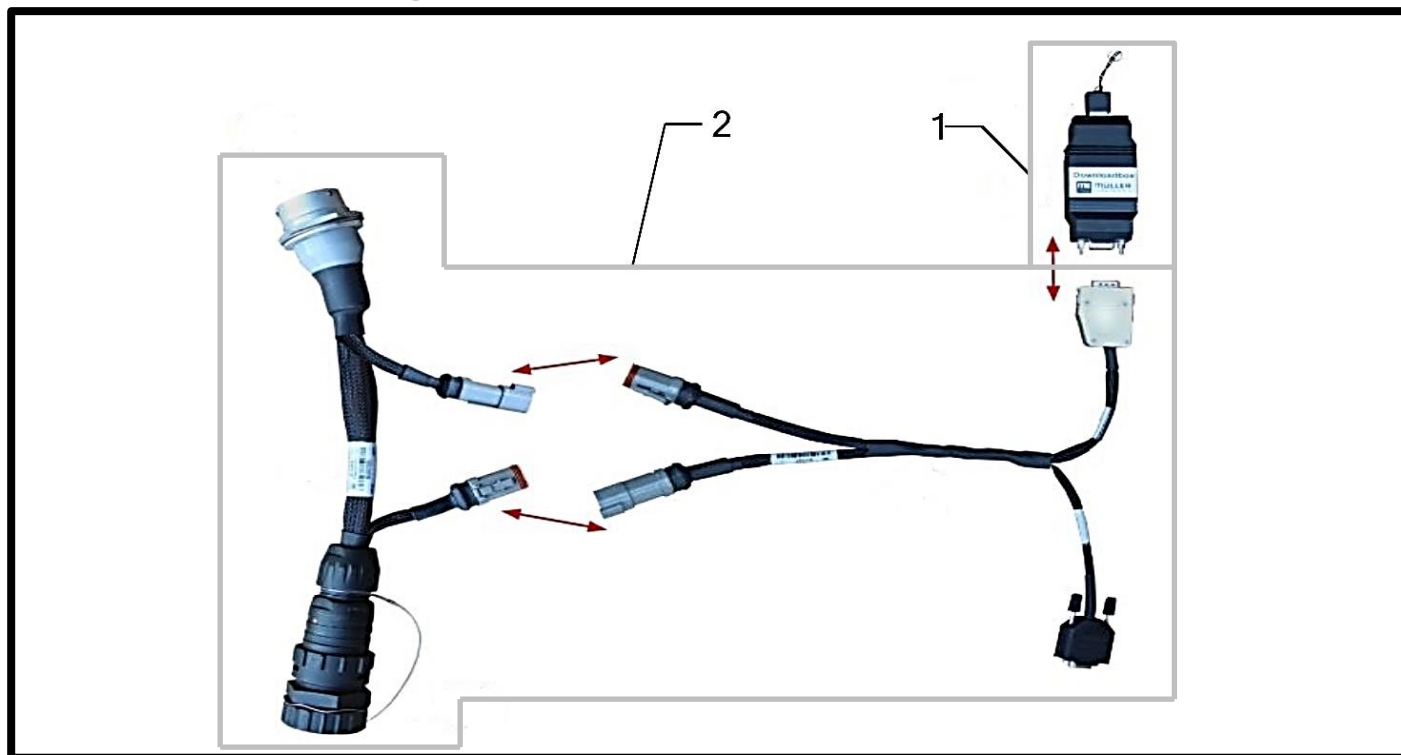
## Planter To IBBC ISO Harness Mount

ITEM NO.	Qty	Part Number	Description
1	1	M002807__	Bracket - Magnetic IBBC ISO Harness Mount
2	5	P000103	Nut - 1/4-20 Hex Nylon Lock (F594 316 S/S FB)
3	1	P002467	Magnet - 2" X 200 Lbs. (Cup 51)
4	5	P002469	Screw - 1/4-20 x 1 Machine Flat Head Phillips (18-8 S/S FB)

## Miscellaneous Components Kit



## Kit - ECU Diagnostic ISOBUS Download (ME0901000)



## Miscellaneous Components Kit

Item No.	Qty	Part Number	Description
		<b>K002141</b>	<b>Kit - Gen 2 Complete Misc.</b>
1	1	P000428	Scale - Fertilizer Density (Montag Logo)
2	4	P002009	Retaining Clip - 3/8" x 5/16" x 1" *
3	36	P002033	Coupler - 7/8" to 7/16" Shear Hex *
4	4	P002215	Retainer - 3/8" E-Clip *
5	1	K002017	Kit - Gen 2 Shear Coupler Starter Pack

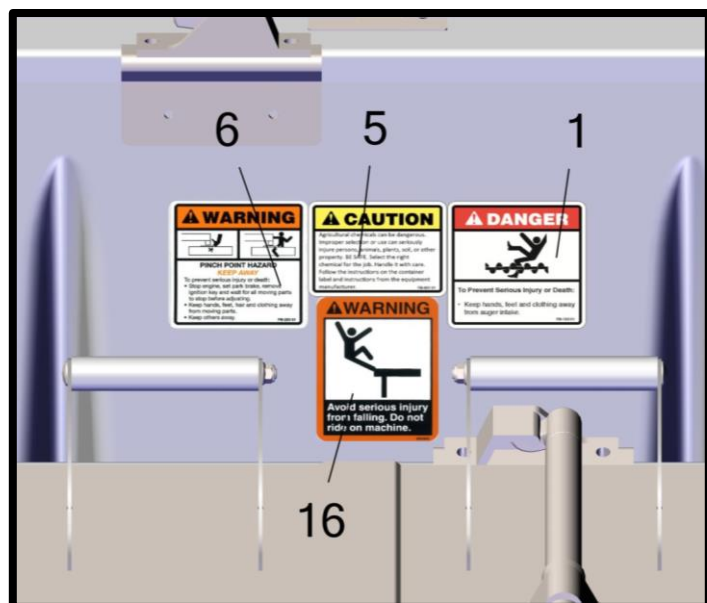
(\*) Included In K002017 - Kit - Gen 2 Shear Coupler Starter Pack

## Kit - ECU Diagnostic ISOBUS Download (ME0901000)

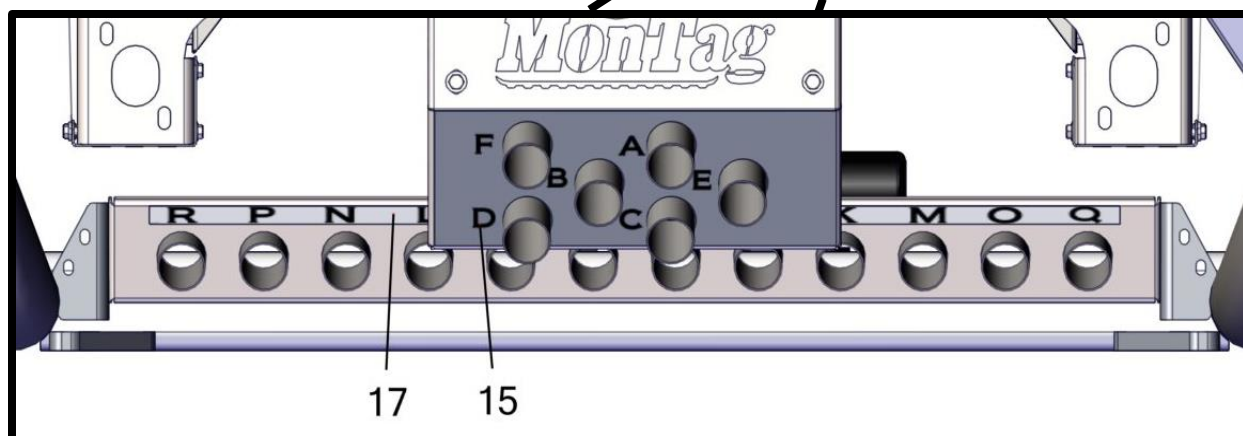
Item No.	Qty	Part Number	Description
		<b>K002012*</b>	<b>Kit - ECU Diagnostic ISOBUS Download (ME0901000)</b>
1	1	P002352	Kit - ECU Download Tool (ME3032259206)
2	1	P002354	Harness - ECU IBIC ISO Download Tee (ME0501005)

(\*) Software available from Montag support

## DECALS



(ONE SET ON EACH TANK)

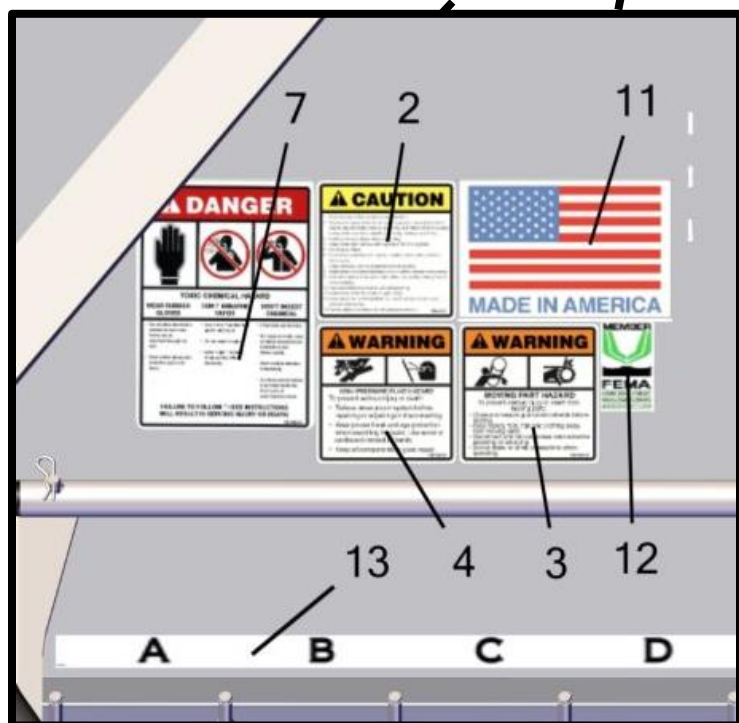
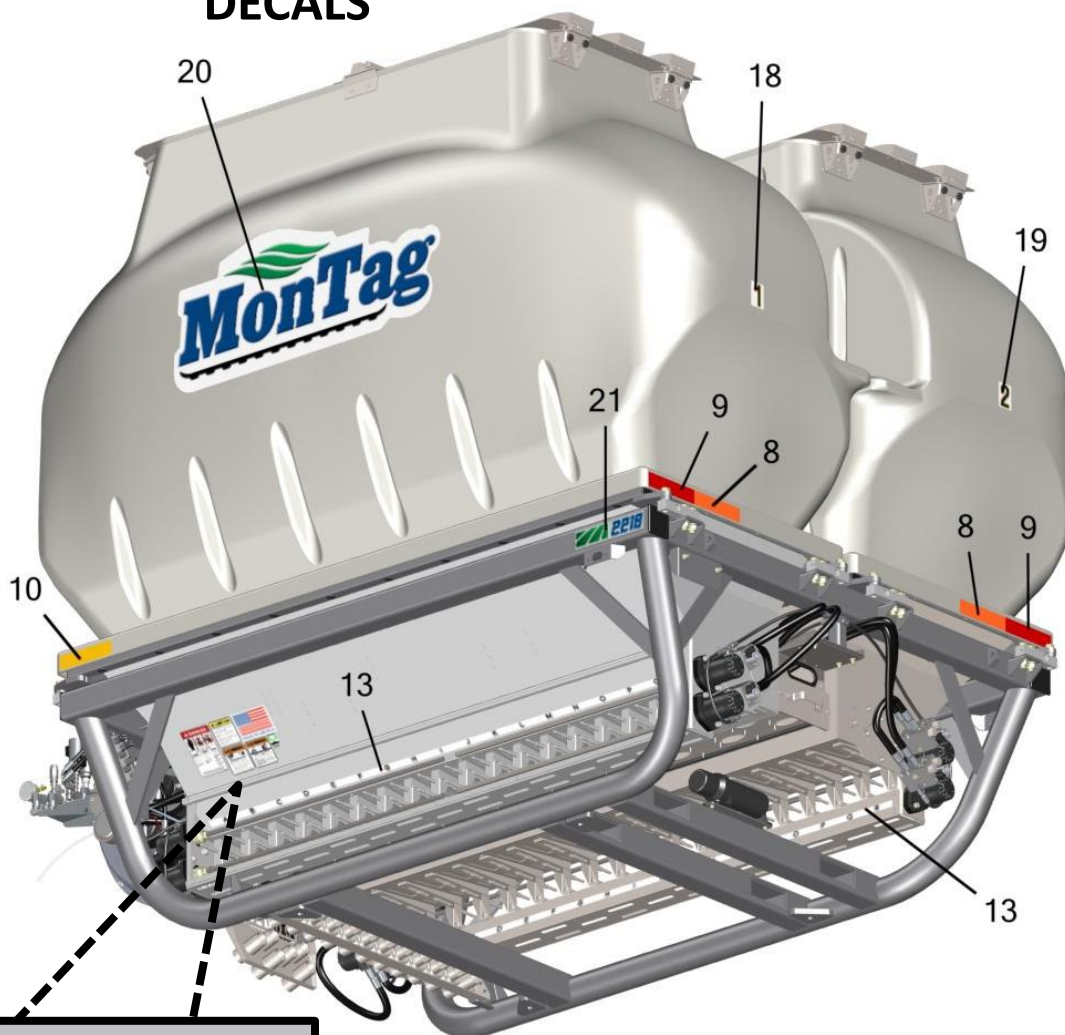


## DECALS

Item No.	Qty	Part Number	Description
1	2	P000188	Decal - Auger Danger
2	1	P000190	Decal - Read the Manual
3	2	P000191	Decal - Moving Parts Danger
4	1	P000192	Decal - High Pressure Danger
5	2	P000193	Decal - Ag Chemical Danger
6	2	P000194	Decal - Crushing Hazard
7	1	P000195	Decal - Chemical Hazard
8	2	P000197	Tape - Reflective Orange *
9	2	P000198	Tape - Reflective Red *
10	4	P000199	Tape - Reflective Yellow *
11	1	P000201	Decal - USA Flag
12	1	P000273	Decal - Fema
13	2	P000867	Decal - Tank Row Label (A-R)
14	2	P000868	Decal - Tank Row Label (R-A)
15	1	P000870	Decal - Front Manifold Label (A-F)
16	2	P001995	Decal - Do Not Ride (A91843)
17	1	P002248	Decal - Back Manifold Row Label (G-R) (Gen 2)
18	2	P002361	Decal - Tank Number One
19	2	P002362	Decal - Tank Number Two
20	2	P002428	Decal - 2010 Logo (48" Long) Anti-Bubble
21	2	(R) P002958	Decal - 2218 Flowing Field Logo

(\*) If applicable, location may vary

## DECALS



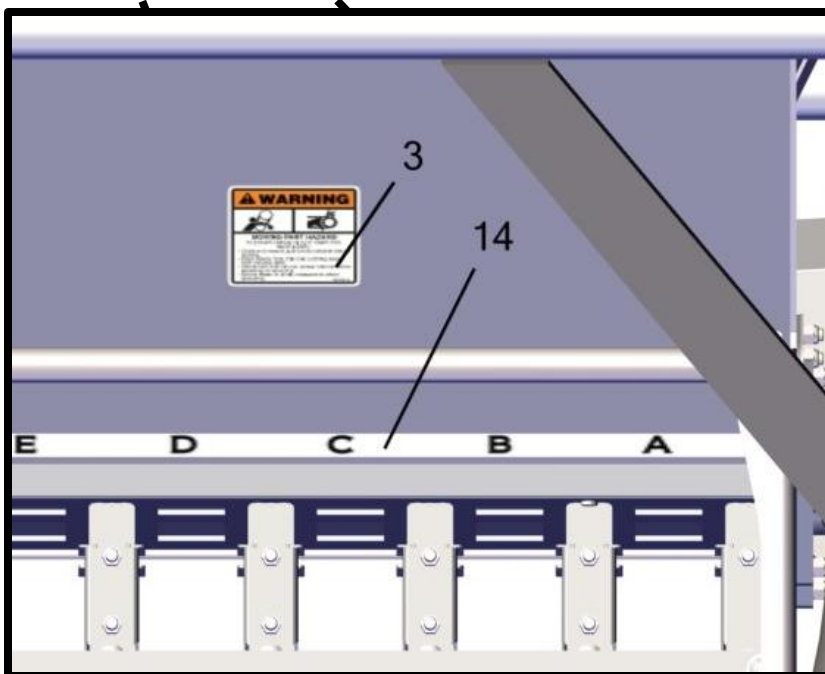
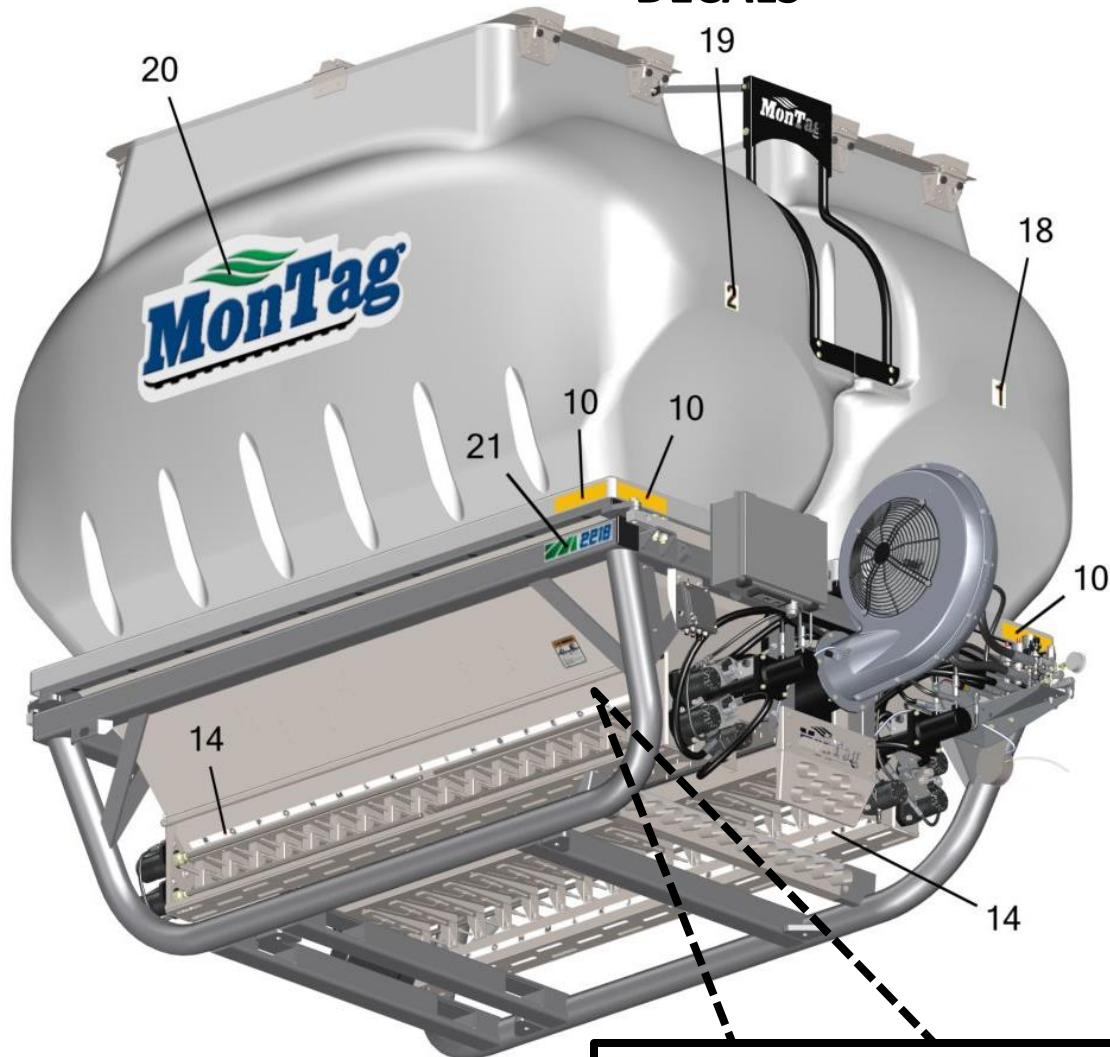
## DECALS

Item No.	Qty	Part Number	Description
1	2	P000188	Decal - Auger Danger
2	1	P000190	Decal - Read the Manual
3	2	P000191	Decal - Moving Parts Danger
4	1	P000192	Decal - High Pressure Danger
5	2	P000193	Decal - Ag Chemical Danger
6	2	P000194	Decal - Crushing Hazard
7	1	P000195	Decal - Chemical Hazard
8	2	P000197	Tape - Reflective Orange *
9	2	P000198	Tape - Reflective Red *
10	4	P000199	Tape - Reflective Yellow *
11	1	P000201	Decal - USA Flag
12	1	P000273	Decal - Fema
13	2	P000867	Decal - Tank Row Label (A-R)
14	2	P000868	Decal - Tank Row Label (R-A)
15	1	P000870	Decal - Front Manifold Label (A-F)
16	2	P001995	Decal - Do Not Ride (A91843)
17	1	P002248	Decal - Back Manifold Row Label (G-R) (Gen 2)
18	2	P002361	Decal - Tank Number One
19	2	P002362	Decal - Tank Number Two
20	2	P002428	Decal - 2010 Logo (48" Long) Anti-Bubble
21	2	(R) P002958	Decal - 2218 Flowing Field Logo

(\*) If applicable, location may vary



## DECALS



## DECALS

Item No.	Qty	Part Number	Description
1	2	P000188	Decal - Auger Danger
2	1	P000190	Decal - Read the Manual
3	2	P000191	Decal - Moving Parts Danger
4	1	P000192	Decal - High Pressure Danger
5	2	P000193	Decal - Ag Chemical Danger
6	2	P000194	Decal - Crushing Hazard
7	1	P000195	Decal - Chemical Hazard
8	2	P000197	Tape - Reflective Orange *
9	2	P000198	Tape - Reflective Red *
10	4	P000199	Tape - Reflective Yellow *
11	1	P000201	Decal - USA Flag
12	1	P000273	Decal - Fema
13	2	P000867	Decal - Tank Row Label (A-R)
14	2	P000868	Decal - Tank Row Label (R-A)
15	1	P000870	Decal - Front Manifold Label (A-F)
16	2	P001995	Decal - Do Not Ride (A91843)
17	1	P002248	Decal - Back Manifold Row Label (G-R) (Gen 2)
18	2	P002361	Decal - Tank Number One
19	2	P002362	Decal - Tank Number Two
20	2	P002428	Decal - 2010 Logo (48" Long) Anti-Bubble
21	2	(R) P002958	Decal - 2218 Flowing Field Logo

(\*) If applicable, location may vary

---

## NOTES

---

---

## NOTES

---



**Montag Manufacturing, Inc.**  
**3816 461st Avenue**  
**Emmetsburg, IA 50536**  
**Phone: (712) 852-4572**  
**FAX: (712) 852-4574**

**Tech Support: (712) 852-4572**  
**or**  
**support@montagmfg.com**

**Visit us at:**  
**[www.montagmfg.com](http://www.montagmfg.com)**