




GEN II 2108

MONTAG MFG.

2019-2021

Serial Numbers 21391- 21___

PARTS MANUAL



Color coded parts are denoted in this catalog by “__” following the p/n. When ordering replacement parts, color coded parts need to be ordered w/ their corresponding color suffix. The following is a list of color codes:

AA = Black Paint


ZZ = Gray Poly

ZY = Yellow Poly

ZX = White Poly

For example, when ordering a M001018__ in black, you would order M001018AA at time of ordering. Failure to add the color code may result in getting an unpainted part, rather than a painted one.

30 CU. FT. O/A DIMENSIONS



50 CU. FT. O/A DIMENSIONS



Table of Contents

2208 - 2019

A002497 - ASSEMBLIES AND WELDMENTS OVERVIEW.....	06-07
Fan End Accessories.....	08-09
Manual Slide Gate Cylinder Mounting.....	10-11
Slide Gate Cylinder Extension Assembly.....	12-13
Load Cell Area.....	14-15
Junction Block.....	16-17
ECU Single Product ISO Scale.....	18-19
GT 400 Scale Kit Add-On.....	20-21
Manifold – Hydraulic Sub-Assembly, Manual Holder, and Air Gauge.....	22-23
Manifold - Hydraulic Control.....	24-25
Fan and Plenum Area.....	26-27
Fan / Transition.....	28-29
Fan Assembly.....	30-31
Fan Housing Assembly.....	32-33
Plenum Housing.....	34-35
Rear Plenum Area.....	36-37
Plenum Tray.....	38-39
 TANK AND TROUGH	
Poly Tank and Lid Area.....	40-41
Tank Lid Assembly.....	42-43
Tank Rings.....	44-45
2108 Base Unit.....	46-47
Tank To Meter.....	48-49
Inside Tank Area.....	50-51
Trough - Shield and Bracket.....	52-53
Trough - Non-Slide Gate End.....	54-55
Trough - Hanger and Bracket.....	56-57
Trough -Inside Components.....	58-59
 PLATFORMS	
2108 Single Deck Platform Complete.....	60-61
2108 Single Deck Platform.....	62-63
Deck – Platform.....	64-65
Bolt-On Ladder.....	66-67
Swing Ladder Add-On.....	68-69
Rigid Ladder Extension.....	70-71

Table of Contents (continued)

ROW KITS OVERVIEW

8,7,6, and 4 Row Kits and Components.....	72-75
Cartridges, Air Chambers, and Gear Boxes	
Cartridge – Long.....	76-77
Cartridge – Short.....	78-79
Augers, Long and Short.....	80-81
Cartridge – Blank.....	82-83
Air Chamber – Blank.....	82-83
Air Chamber Assembly.....	84-85
Gear Box Assembly.....	86-87

HYDRAULIC SECTION KITS

1 Section	
Hoses.....	88-89
Hydraulic Block, Front And Rear.....	90-91
Motors and Drive Components.....	92-93

ELECTRICAL ACCESSORIES

Montag Dry Rate Controller Harness.....	94-95
Rate Controller Kit.....	96-97
Harnesses / Kits.....	98-99
ECU - Mount and Enclosure.....	100-101
Montag Dry Rate Controller Harness.....	102-103
Section Motor Locations.....	104
Load Cell and Section Control Motor Connections.....	105

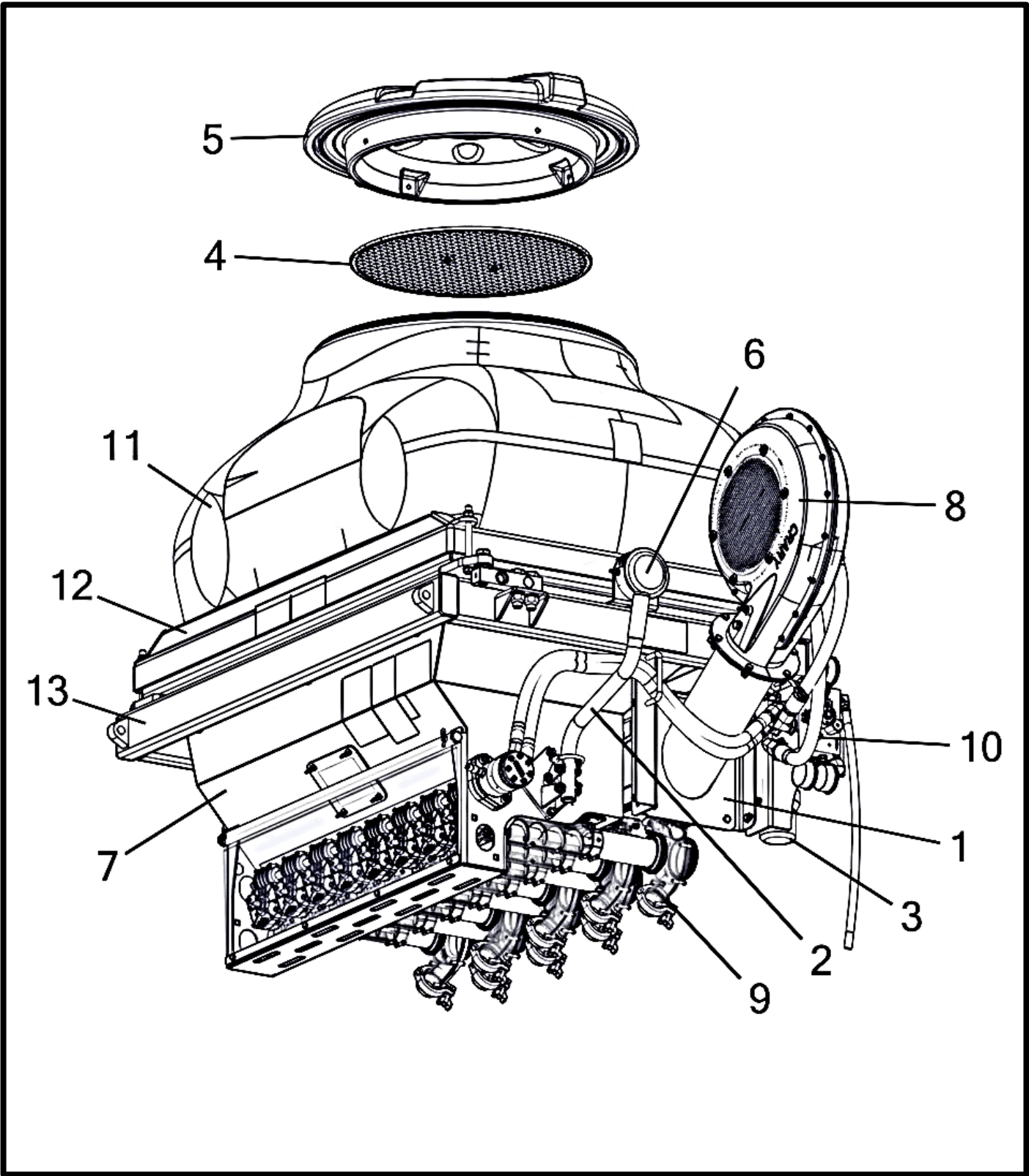
MISCELLANEOUS

Miscellaneous Components Kit.....	106-107
ECU Diagnostic ISOBUS Download.....	106-107

DECALS

Decal Placement	108-113
-----------------------	---------

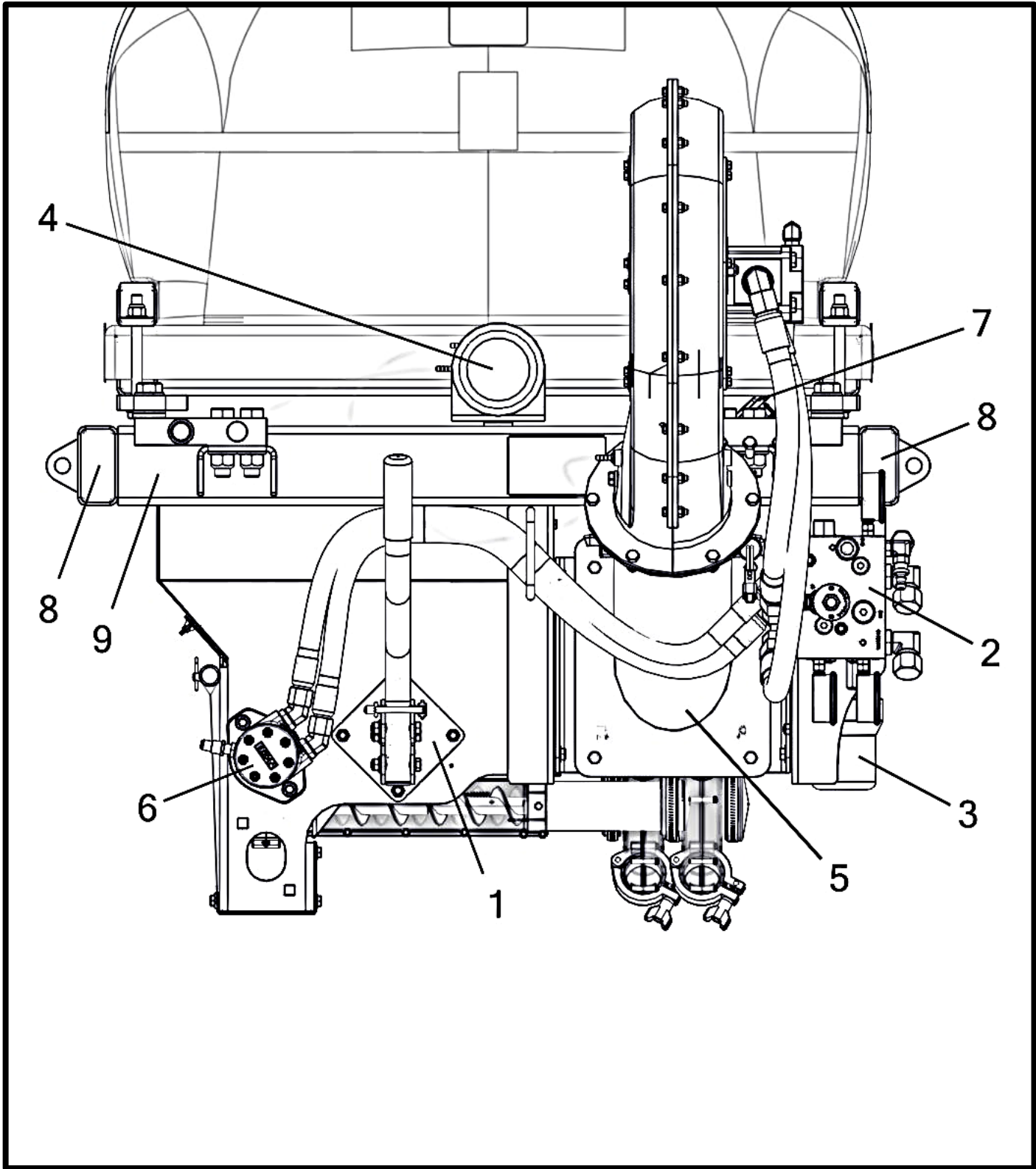
2108 Overview



2108 Overview

Item No.	Qty	Part Number	Description
1	1	A002255	Plenum - Sub-Assembly Phantom Gen 2 8 Row (No Tray) (2018+)
2	1	A002259__	Mount - Manual Slidegate Control Lever Assembly
3	1	A002272	Holder - Instruction Manual Sub-Assembly w/Mount Bolts
4	1	A002275	Screen - Gen 2 8 Row (3/4" C/C) (2018+)
5	1	A002276__	Lid - Complete 2208 Poly Tank
6	1	A002474__	Gauge - Dwyer Air (No Logo) w/Mag. Mount
7	1	A002494	Meter - Gen 2 8 Row Assembly (2108)
8	1	A002495__	Fan / Transition - Assembly 6" x 35° Up (2108 Single)
9	1	K002349	Kit - Gen 2 2108 8 Row 1 Bin
10	1	P000352	Manifold - Hydraulic Single Product Control (VA1836-10)
11	1	P002902__	Tank - 2208 30 Cu.Ft. Poly
		P002912__	Tank - 2208 50 Cu. Ft. Poly (Not Shown)
12	2	W002593__	Bracket - Poly Tank Clamp Gen 2 8 Row
13	1	W002705__	Cradle - Gen 2 2108

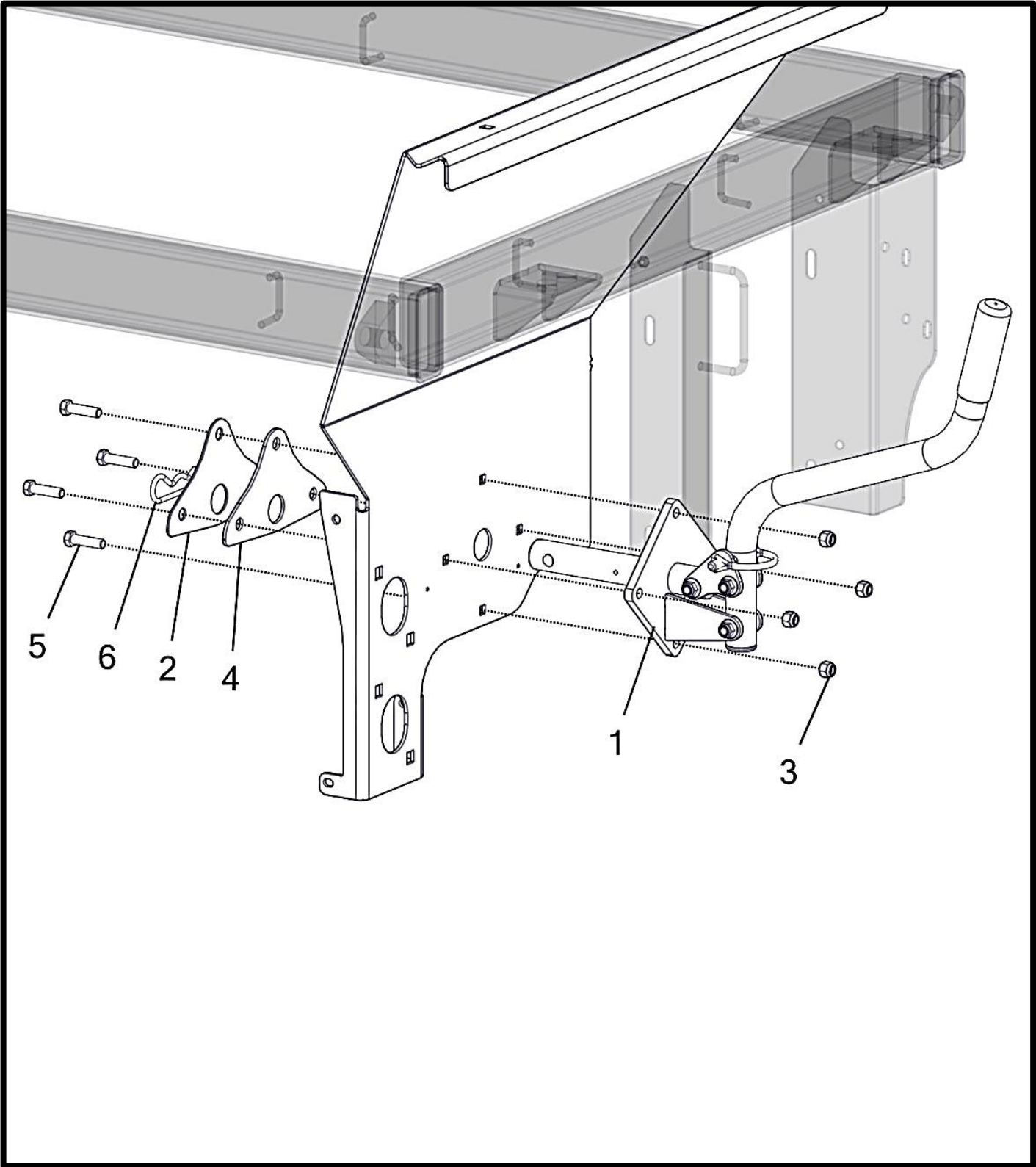
Fan End Accessories



Fan End Accessories

Item No.	Qty	Part Number	Description
1	1	A002259__	Mount - Manual Slidegate Control Lever Assembly (Fan or Non-Fan Side)
2	1	A002270	Manifold - Hydraulic Single Product Control (w/Hardware)
3	1	A002272	Holder - Instruction Manual Sub-Assembly w/Mount Bolts
4	1	A002474__	Gauge - Dwyer Air (No Logo) w/Mag. Mount (location optional)
5	1	A002495__	Fan / Transition - Assembly 6" x 35° Up (2108 Single)
6	1	P000828	Motor - Hyd. 4.5 CU/IN Char-Lynn w/ Speed Sensor (101-3525-009)
7	1	P002732	Block - DT 6 Pin, 7 Port Junction
8	4	P002885	Cap - 2" x 4" Plastic (6-11 Ga)
9	1	W002705__	Cradle - Gen 2 2108

Manual Slide Gate Cylinder Mounting



Manual Slide Gate Cylinder Mounting

Item No.	Qty	Part Number	Description
1	1	A002259__	Mount - Manual Slidegate Control Lever Assembly
2	1	M002403	Plate - Slide Gate Cylinder Gasket Seal Backing
3	4	P000105	Nut - 3/8-16 Hex Nylon Lock (F594 316 S/S FB)
4	1	P002148	Gasket - Slide Gate Cylinder Tank Seal
5	4	P002430	Bolt - 3/8-16 x 1.5 x 1 Hex (F593 304 S/S FB)
6	1	P002861	Pin - Hairpin Clip 1" x 11/64" x 3-1/2" (18-8 S/S FB)

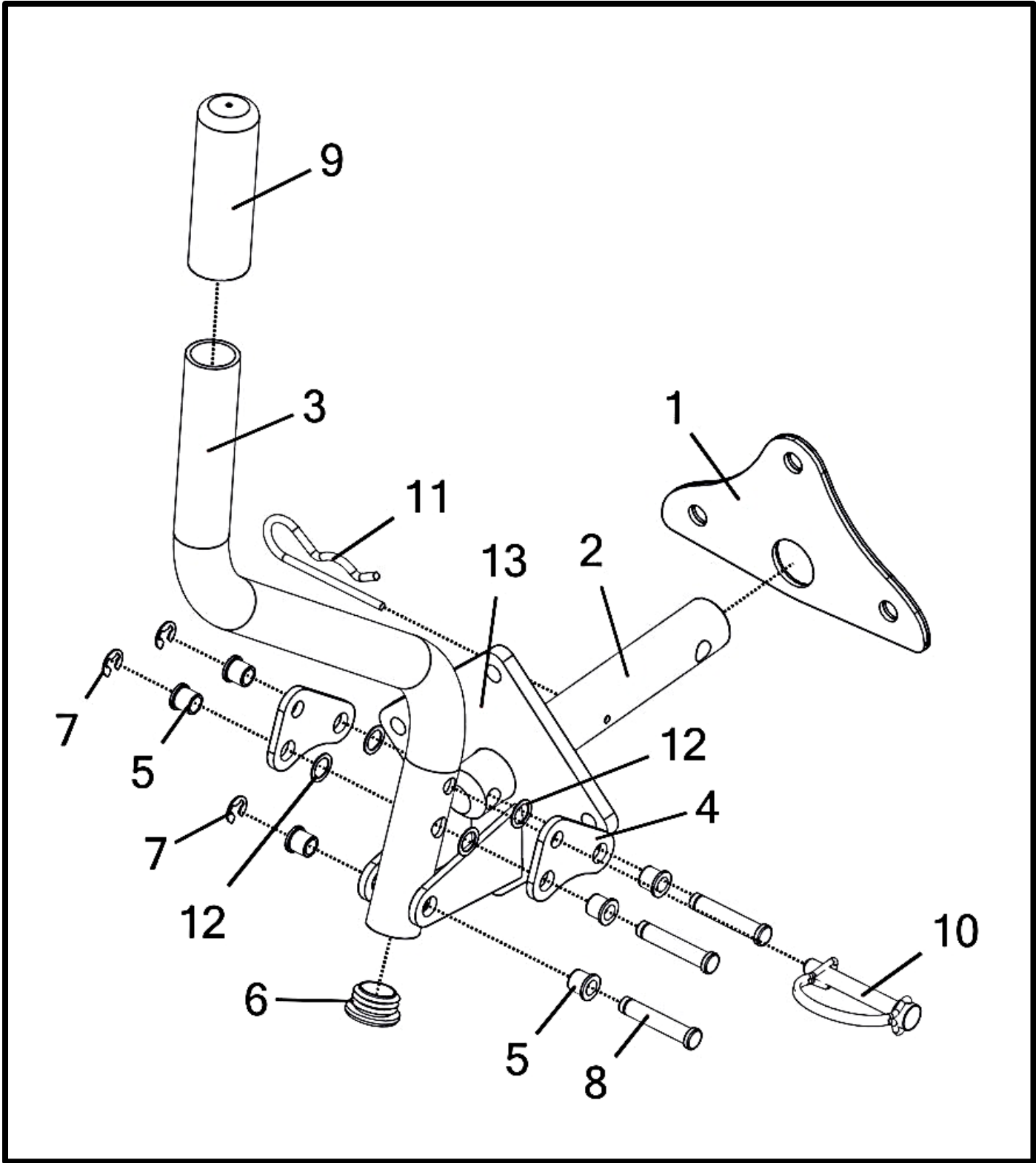
(*) Included In K002054 - Kit - Slidegate Cylinder Mount Hardware (Outside)

(†) Included In K002263 - Kit - Inside Manual Slidegate Control Mount Hardware

Manual Slidegate Control Lever can be attached from either end of the Meter Trough



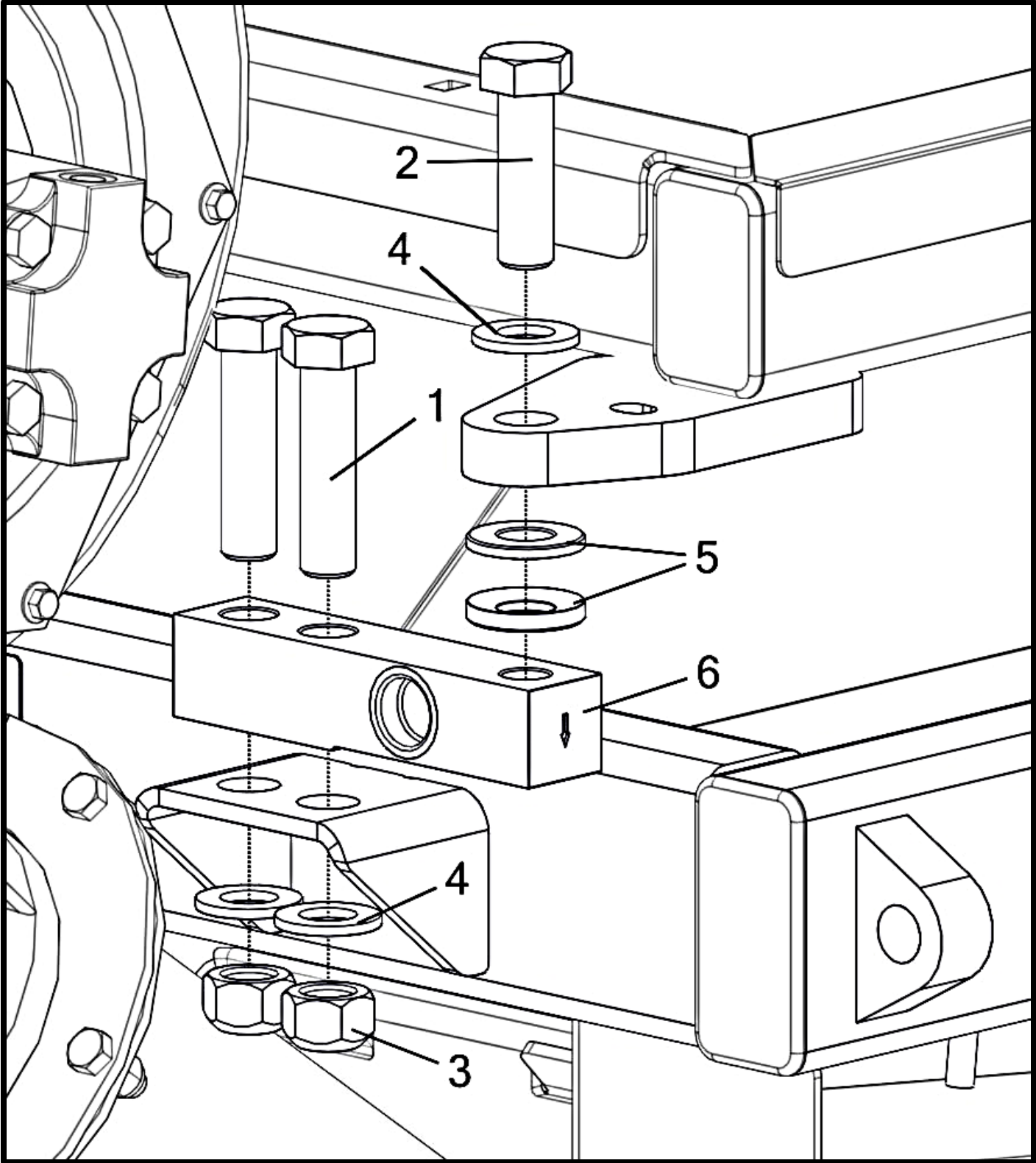
Slide Gate Cylinder Extension Assembly



Slide Gate Cylinder Extension Assembly

Item No.	Qty	Part Number	Description
		A002259__	Mount - Manual Slidegate Control Lever Assembly
1	1	A002258	Seal - Slidegate Cylinder Tank Gasket
2	1	M003227	Rod - Manual Slidegate Control
3	1	M003229__	Tube - Manual Slidegate Control Lever Handle
4	2	M003230__	Plate - Manual Slidegate Control Linkage
5	6	P000393	Bushing - 3/8" x 1/2" x 1/2 Plastic Flange
6	1	P000458	Cap - 1-1/4" x 10-14 GA Round Plastic Tube
7	3	P002215	Retainer - 3/8" E-Clip
8	3	P002216	Pin - Grooved Clevis 3/8" X 2" X 1 13/16" (18-8 S/S)
9	1	P002857	Cap - 1-1/4" x 4" Round Tube Vinyl Grip
10	1	P002859	Pin - 3/8" x 2-1/8" Round Wire Lock
11	1	P002861	Pin - Hairpin Clip 1" x 11/64" x 3-1/2" (18-8 S/S FB)
12	4	P002863	Washer - 7/16" Flat (0.688" OD) (Nylon 6/6 FB)
13	1	W002577__	Bracket - Manual Slidegate Control Lever Mount

Load Cell Area



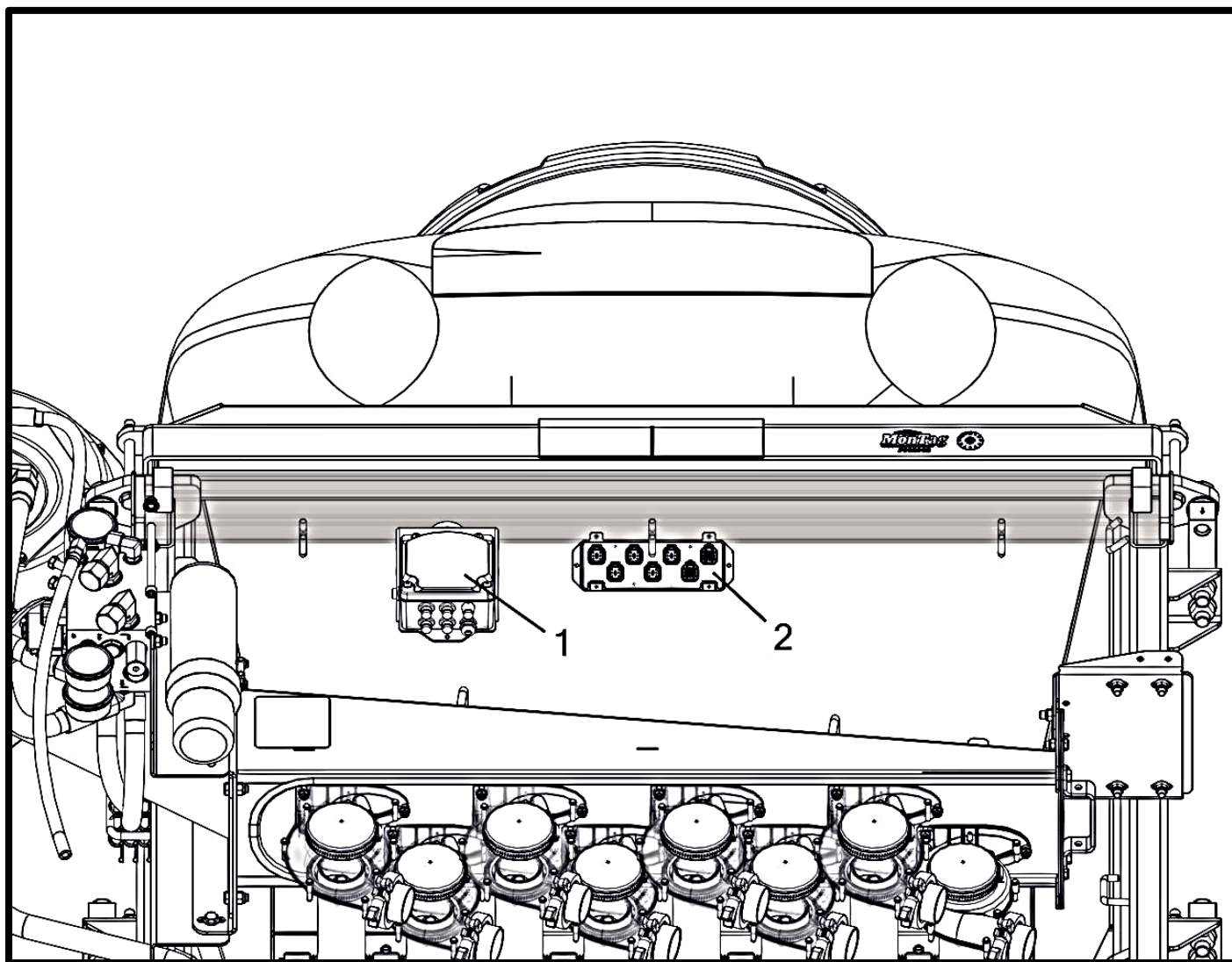
Load Cell Area

Item No.	Qty	Part Number	Description
1	16	P000047	Bolt - 3/4-10 x 3 x 1.75 Hex (GR 5 M/S FA) *
2	8	P000055	Bolt - 3/4-16 x 2.5 x 1.75 Hex (GR 5 M/S FA) *
3	16	P000061	Nut - 3/4-10 Hex Metal Lock (GR 5 M/S FA) *
4	24	P000766	Washer - 3/4" SAE Flat (1.469" OD) (GR 5 M/S FA) *
5	8	P002146	Washer - 3/4" Spherical Self Aligning *
6	8	P002739	Scale - Load Cell (10K) w/DT 6 Pin (14') †

(*) Included in K002346 - Kit - Load Cell (10K) (Scale-Tec) Hardware 2108

(†) Included in K002153 - Kit - Base DT 6 Pin Load Cell

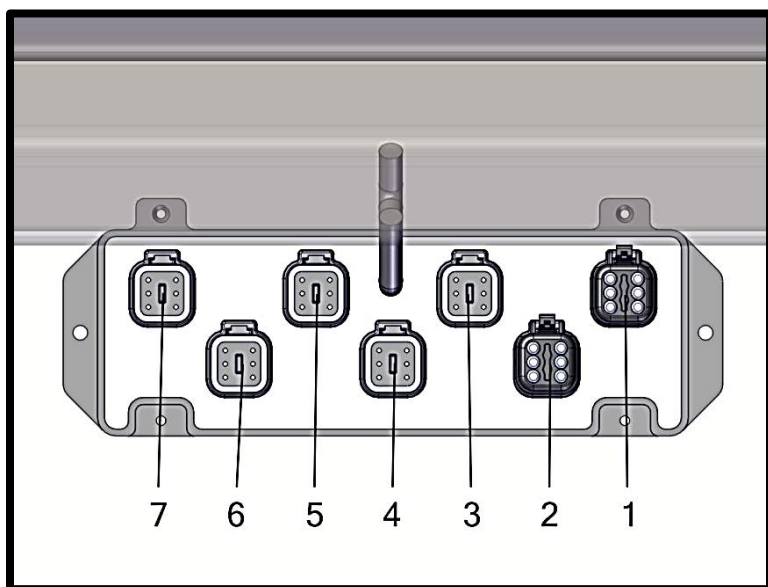
Junction Block - Manual Holder Side



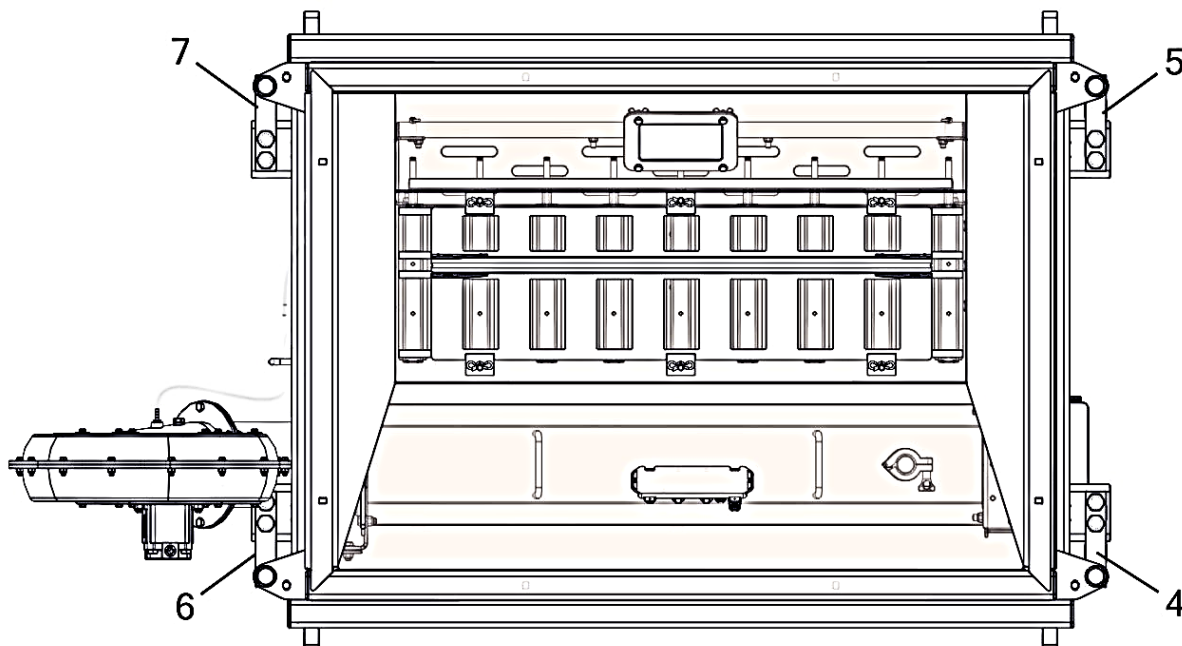
Junction Block

Item No.	Qty	Part Number	Description
1	1	A002599	ECU - ISO Scale Mag. Mount (1 Product)
2	1	P002732	Block - DT 6 Pin, 7 Port Junction *

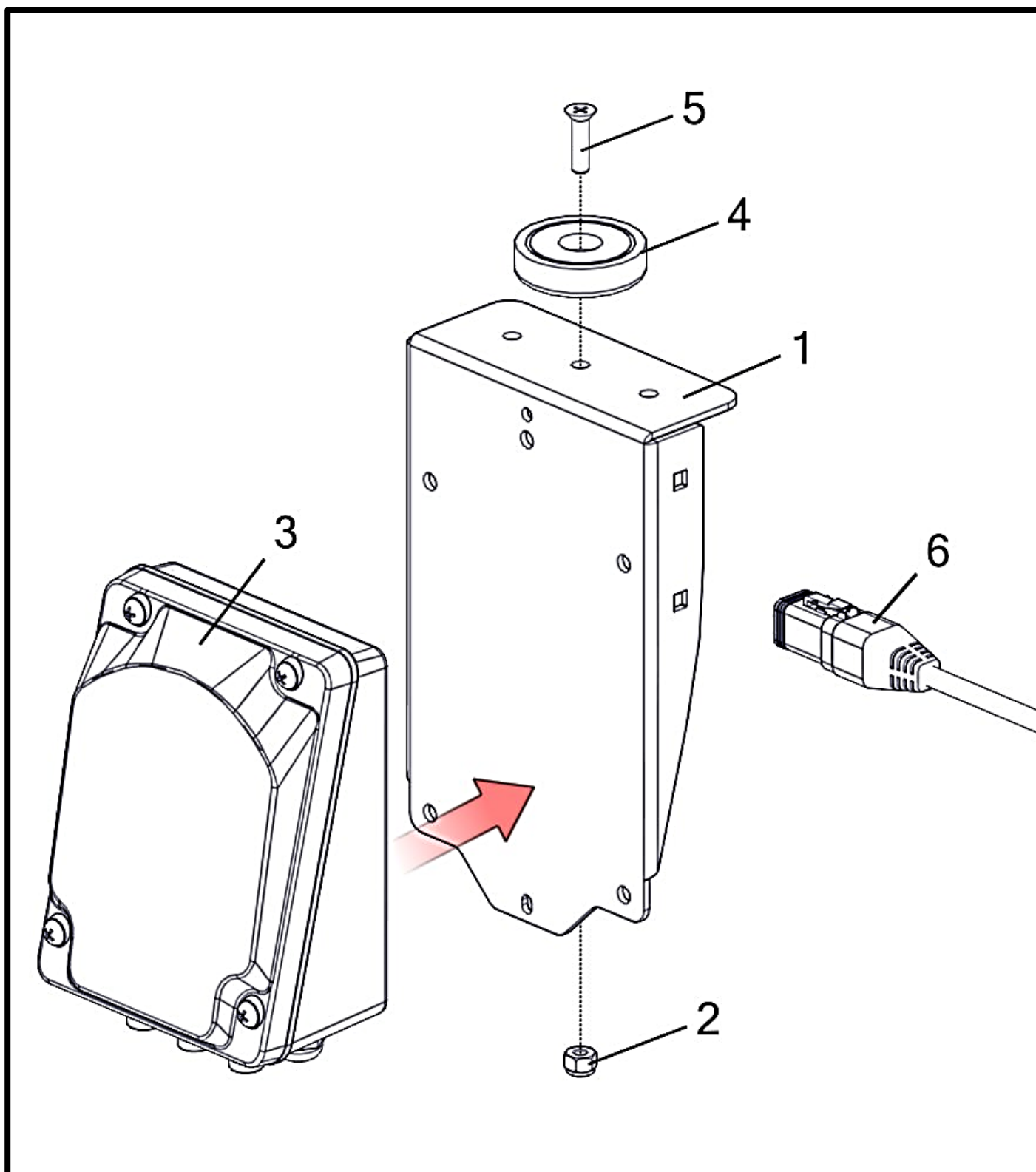
(*) Included in K002153 - Kit - Base DT 6 Pin Load Cell



Item No.	Description
7	Load Cell To Fan End Right Corner
6	Load Cell To Fan End Left Corner
5	Load Cell To Non-Fan End Right Corner
4	Load Cell To Non-Fan End Left Corner
3	Cable To Digistar Box
2	Capped
1	Capped

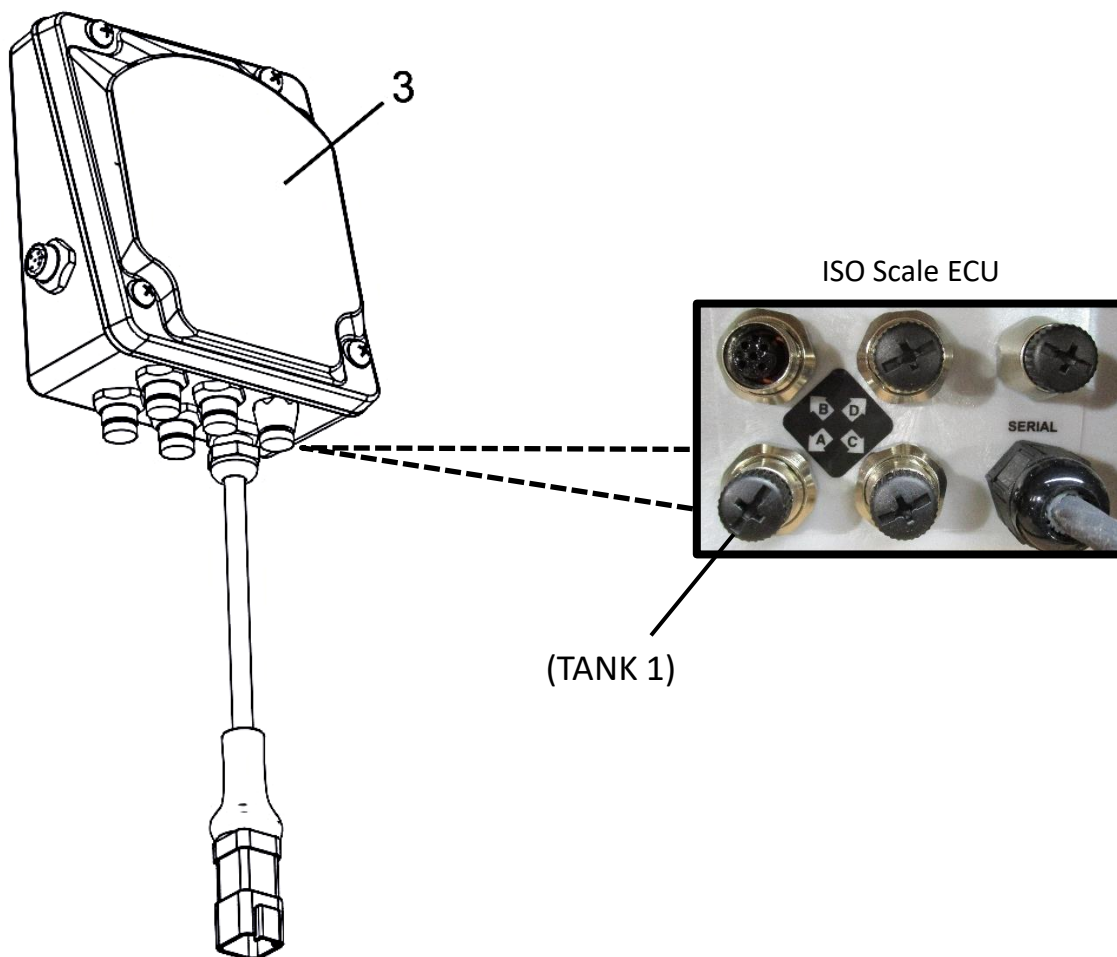


ECU - Single Product ISO Scale

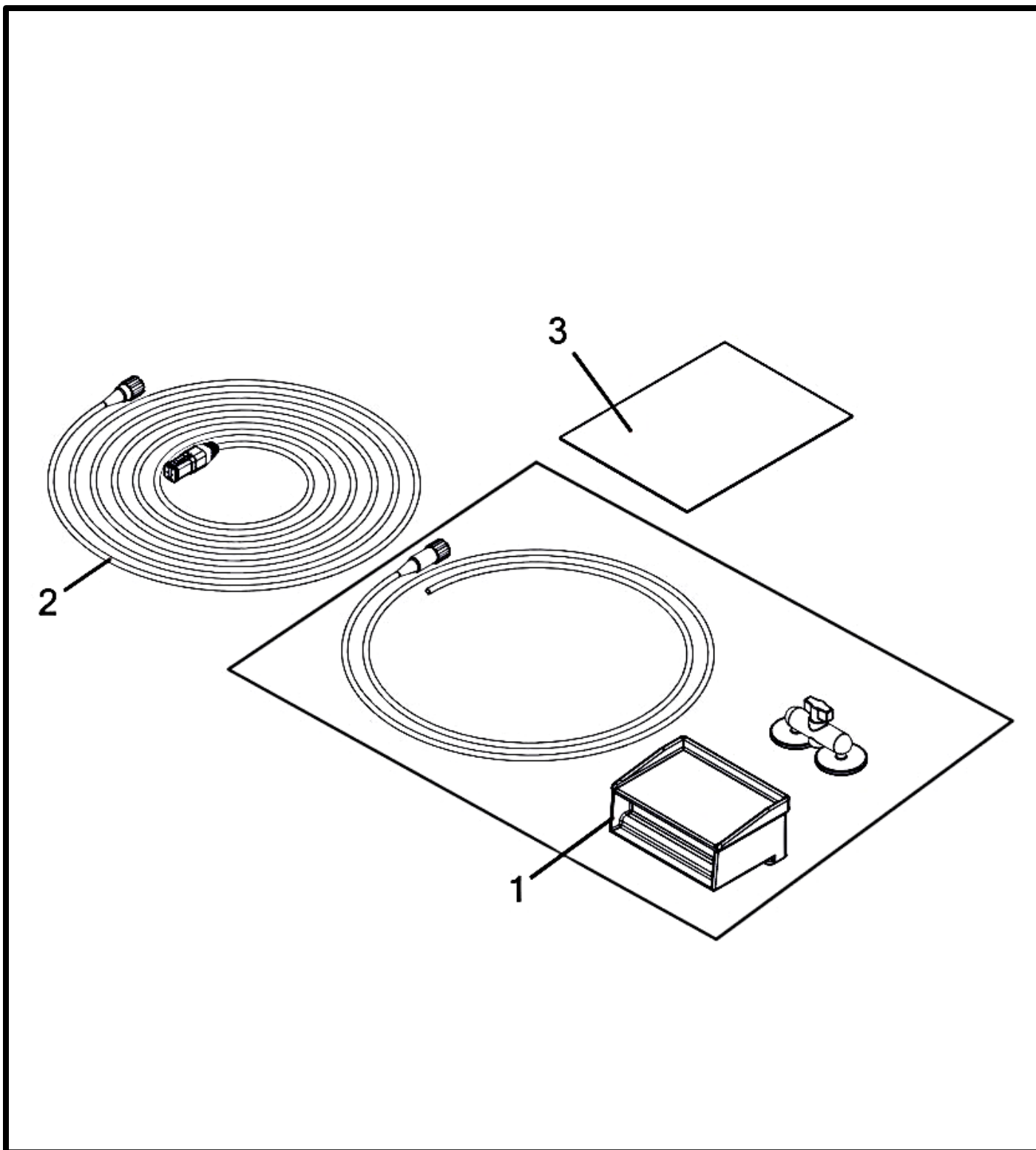


ECU - Single Product ISO Scale

Item No.	Qty	Part Number	Description
		A002559	ECU - Single Product ISO Scale Mag. Mount
1	1	M003359	Mount - J-Box / ISO Scale ECU Mag.
2	1	P000103	Nut - 1/4-20 Hex Nylon Lock (F594 316 S/S FB)
3	1	P002279	Node - Scale Link 2 140 Digi-Star ISO (Stick-On Backing)
4	1	P002467	Magnet - 2" X 200 Lbs (Cup 51)
5	1	P002469	Screw - 1/4-20 x 1 Machine Flat Head Phillips (18-8 S/S FB)
6	1	P002741	Harness - DT06 to M12 ISO Scale (8')



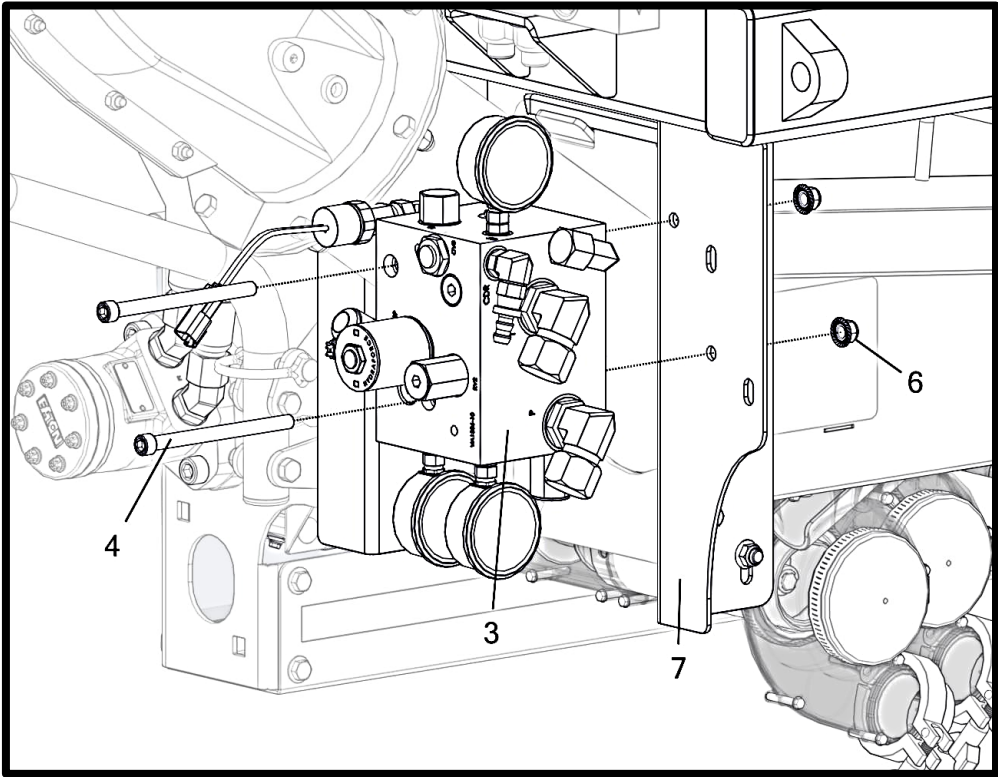
GT 400 Scale Kit Add-on



GT 400 Scale Kit Add-on

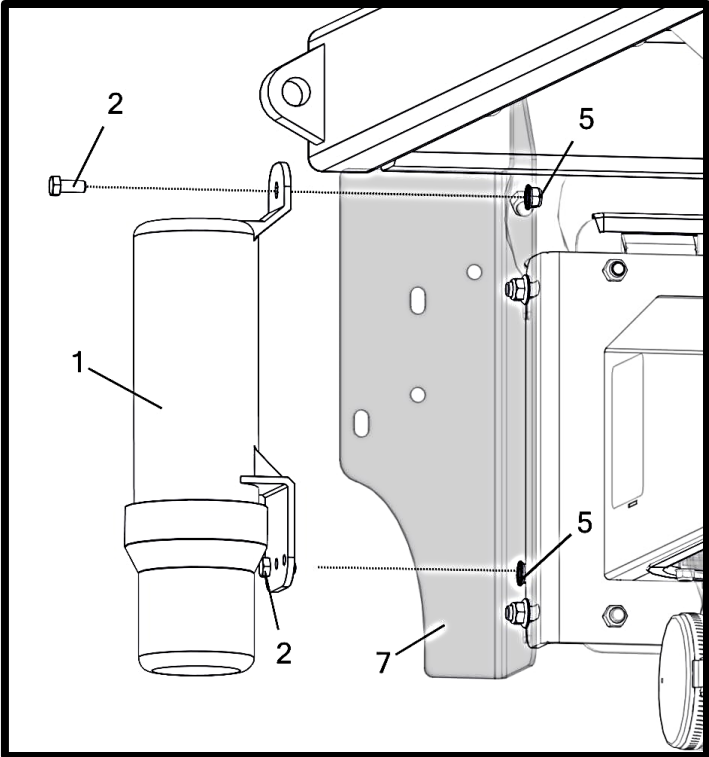
Item No.	Qty	Part Number	Description
		K002164	Scale Kit - GT 400 DT 6 Pin Add-On
1	1	K002161	Kit - GT 400 Display Components
2	1	P002745	Harness - DT 6 Pin To GT 400 4 Pin Molex (45')
3	1	P002894	Document - J-Block Mounting Instructions

Hydraulic Manifold Attach, Manual Holder, and Air Gauge

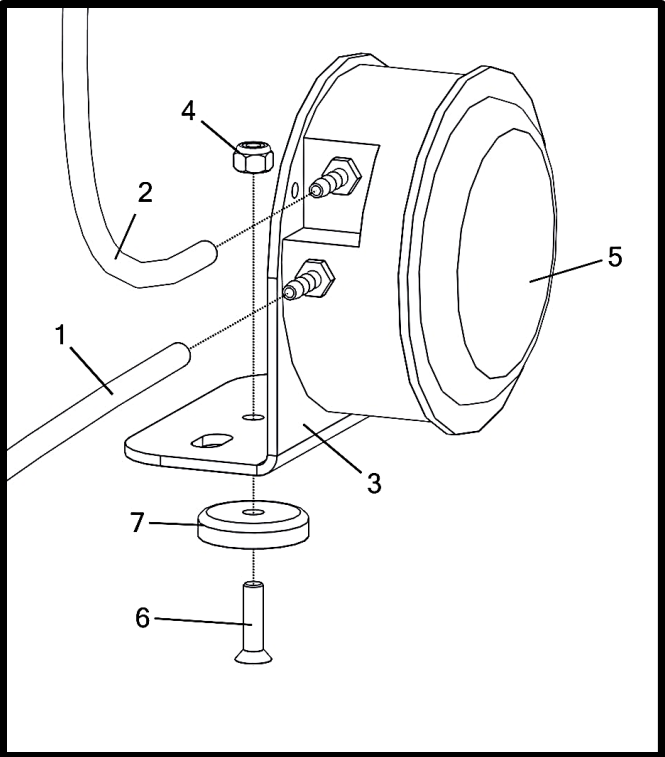


HYDRAULIC MANIFOLD ATTACH

MANUAL HOLDER



AIR GAUGE WITH MAGNETIC MOUNT



Hydraulic manifold attach and manual holder

Item No.	Qty	Part Number	Description
		A002270	Manifold - Hydraulic Single Product Control (w/Hardware)
		A002272	Holder - Instruction Manual Sub-Assembly w/Mount Bolts
1	1	P000317	Holder - Instruction Manual
2	2	P000318	Bolt - 5/16-18 x 0.75 x 0.75 Hex (GR 5 M/S FA) †
3	1	P000352	Manifold - Hydraulic Single Product Control (VA1836-10)
4	2	P000619	Bolt - 3/8-16 x 5 x 1 Socket Head (18-8 S/S FB) *
5	2	P002217	Nut - 5/16-18 Flange Nylon Lock (GR 5 M/S FA) †
6	2	P002225	Nut - 3/8-16 Flange Nylon Lock (18-8 S/S FB) *
7	1	W002705__	Cradle - Gen 2 2108

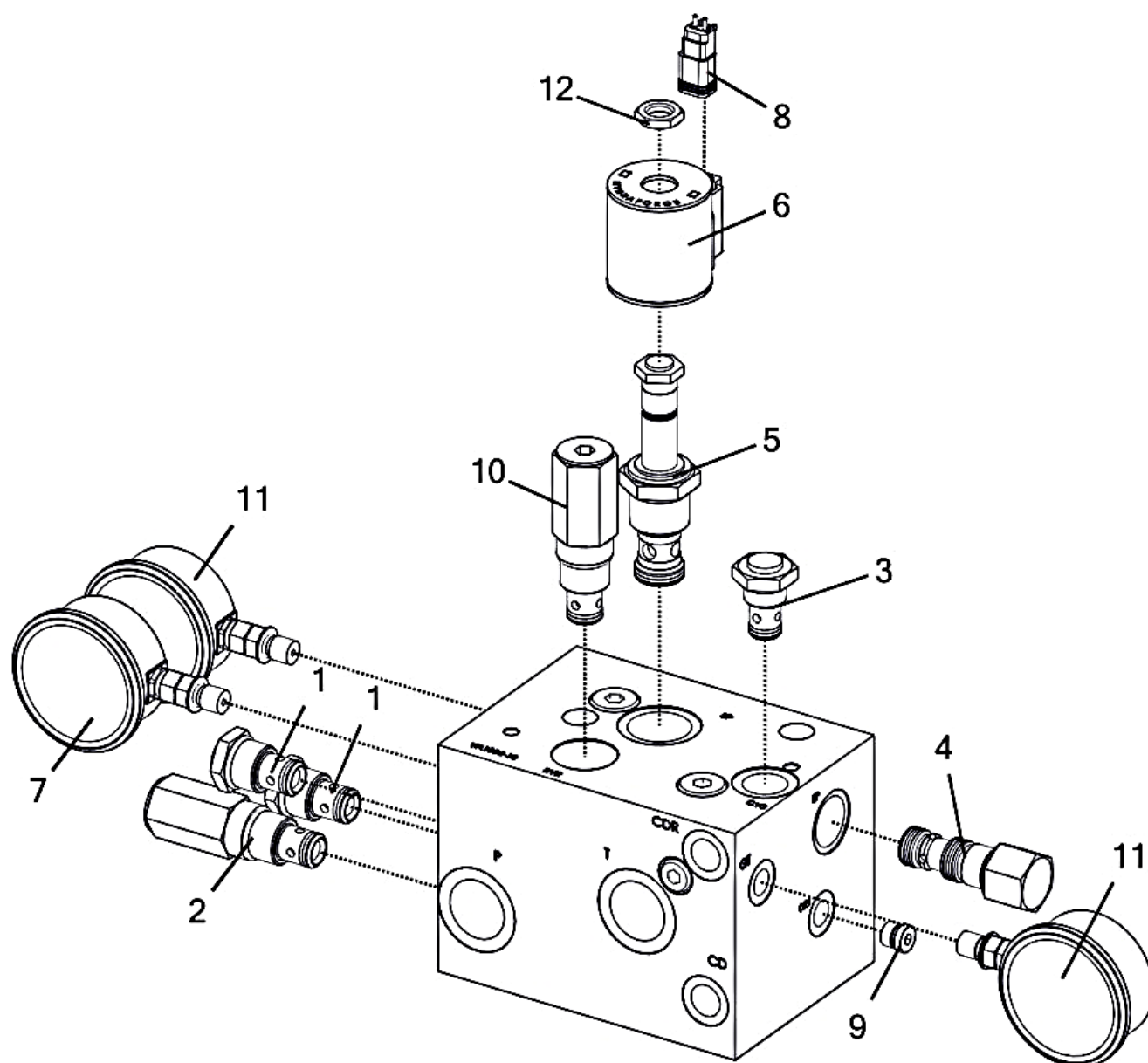
(*) Included in K002090 - Kit - Hydraulic Manifold Mount Hardware

(†) Included in Kit - Instruction Manual Holder Mount Hardware

Air gauge with magnetic mount

Item No.	Qty	Part Number	Description
		A002474__	Gauge - Dwyer Air (No Logo) w/Mag. Mount
1	1	M001044	Hose - Air Gauge Breather Tube
2	1	M003044	Hose - Air Pressure Gauge (60")
3	1	M003358__	Bracket - Dwyer Air Gauge Mag. Mount
4	1	P000103	Nut - 1/4-20 Hex Nylon Lock (F594 316 S/S FB)
5	1	P000812	Gauge - Dwyer Air 0-30" WC (No Logo)
6	1	P002469	Screw - 1/4-20 x 1 Machine Flat Head Phillips (18-8 S/S FB)
7	1	P003042	Magnet - 1.42" X 100 Lbs (Cup 36)

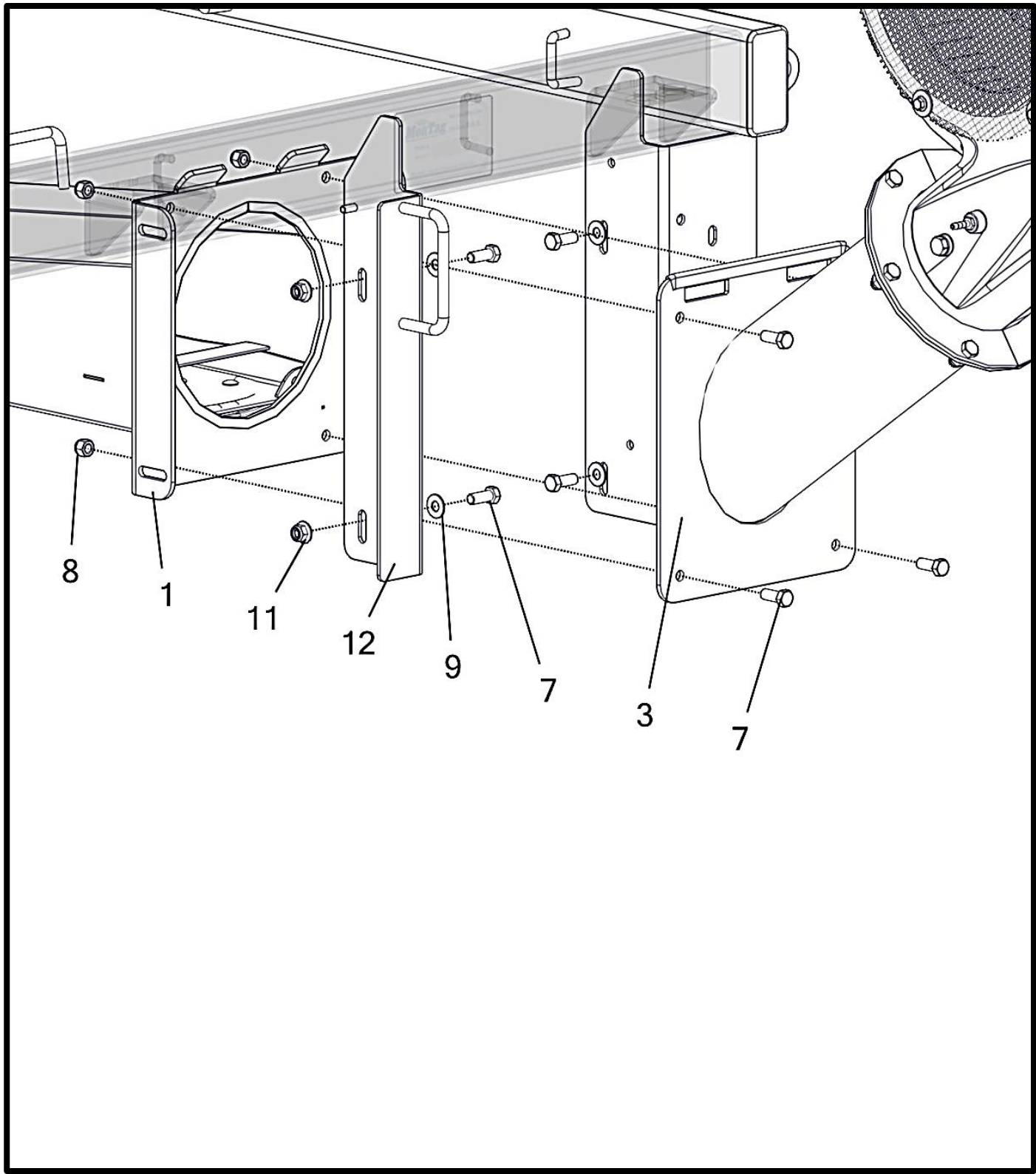
Manifold - Hydraulic Control (REV B) (P000352)



Manifold - Hydraulic Control (REV B) (P000352)

Item No.	Qty	Part Number	Description
1	2	P000355	Valve - Hyd. - #10 Size Check, 20 GPM, 10 PSI (565845)
		P002568	Kit - 565803 Replacement Seal
2	1	P000356	Valve - Hyd. - #10 Size Relief Differential, Poppet, 20 GPM, 3000 PSI (889553)
		P002568	Kit - 565803 Replacement Seal
3	1	P000358	Valve - Hyd. - #8 Size Check, 8 GPM, 25PSI (02-171258)
		P002569	Kit - 02-165875 Replacement Seal
4	1	P000359	Valve - Hyd. - #10 Size EP Logic Element, 20 GPM, 80 PSI (EPFR50-S35-0-N-80)
		P002570	Kit - SK10-3N-MM Replacement Seal
5	1	P000360	Valve - Hyd. - #12 Size Proportional Control, 2-Way, NC, Poppet (PWM) (SP12-20-0-N-00)
		P002571	Kit - SK12-2N-T Replacement Seal
6	1	P000361	E-Coil - #10, 12 VDC, Deutsch DT04-2P (4303712)
7	1	P000362	Gauge - Hyd. - 3000 PSI #4 O-Ring (7/16"-20)
		P002581	O-Ring - #4 Buna (4000-04)
8	1	P000363	Harness - 2 Pin Deutsch w/ 9" Leads (DT06-2S)
9	1	P000787	Plug - Hyd. - #04 O-Ring 6408-HHP-04
		P002581	O-Ring - #4 Buna (4000-04)
10	1	P000947	Valve - Hyd. - 10 Size Relief Differential Poppet 20 GPM, 750 PSI RV3-10-1-0-9/7.5
		P002568	Kit - 565803 Replacement Seal
11	2	P002411	Gauge - Hyd. - 1500 PSI #4 O-Ring (7/16"-20)
		P002581	O-Ring - #4 Buna (4000-04)
12	1	P002517	Nut - Coil 7004400

Fan And Plenum Area



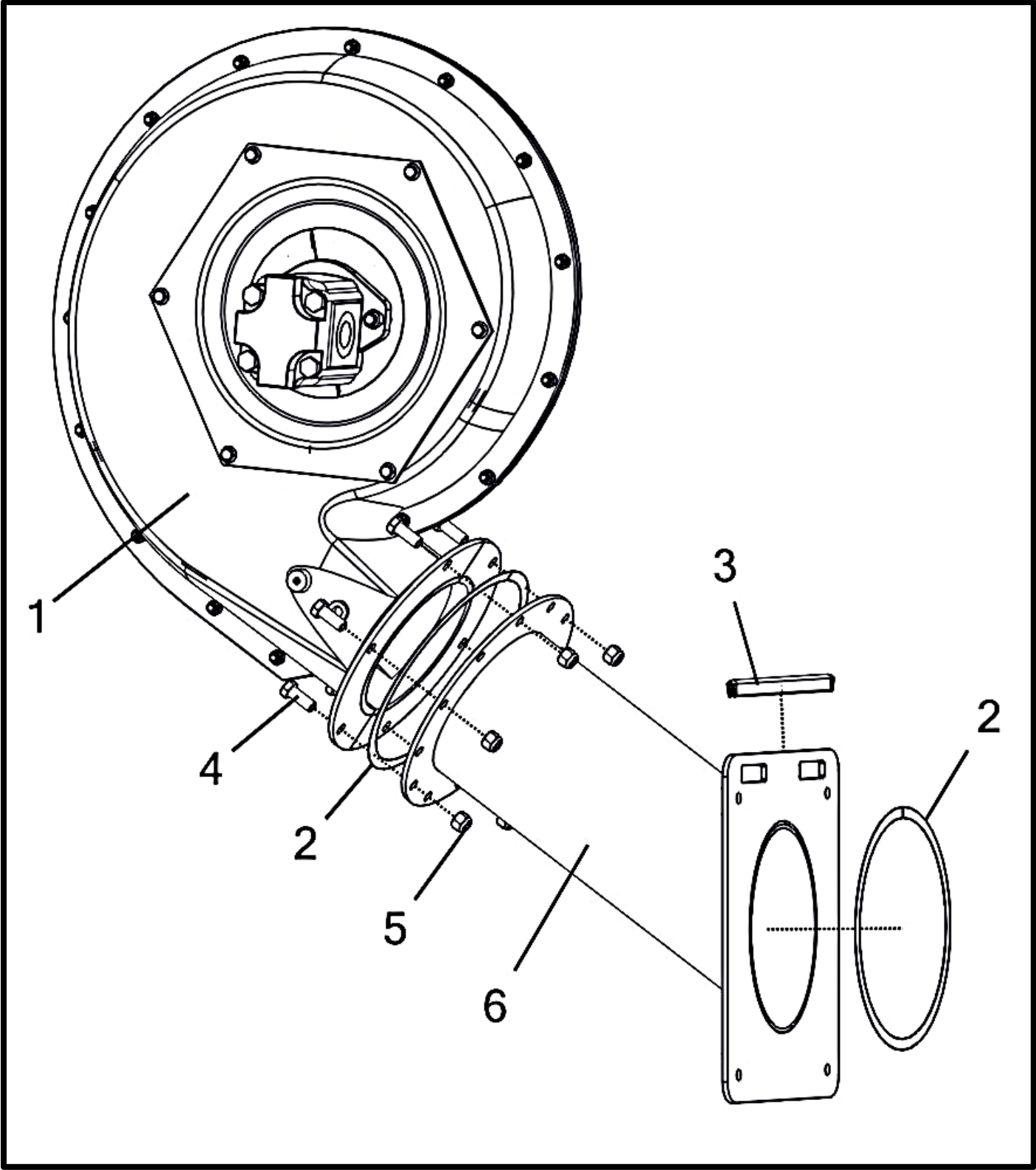
Fan And Plenum Area

Item No.	Qty	Part Number	Description
1	1	A002255_ _	Plenum - Sub-Assembly Phantom Gen 2 8 Row (No Tray) (2018+)
2	1	A002256	Plenum - Sub-Assembly Tray Gen 2 8 Row (2018+) (Opposite Fan Side)
3	1	A002495_ _	Fan / Transition - Assembly 6" x 35° Up (2108 Single)
4	1	M002112	Bracket - Rear Plenum Mount Gen 2
5	1	M003068	Trim - Plenum Rear Mount Bracket
6	4	P000039	Bolt - 3/8-16 x 1 x 1 Hex (GR 5 M/S FA)
7	10	P000097	Bolt - 3/8-16 x 1 x 1 Hex (F593 304 S/S FB) * †
8	4	P000105	Nut - 3/8-16 Hex Nylon Lock (F594 316 S/S FB) †
9	4	P000111	Washer - 3/8" Flat (0.875" OD) (18-8 S/S FB) *
10	4	P002205	Nut - 3/8-16 Flange Nylon Lock (GR 5 M/S FA) *
11	6	P002225	Nut - 3/8-16 Flange Nylon Lock (18-8 S/S FB) *
12	1	W002705	Cradle - Gen 2 2108

(*) Included in K002221 - Kit - Plenum Mount Hardware Gen 2

(†) Included in K002057 - Kit - Fan Mount Hardware Gen 2

Fan / Transition Assembly

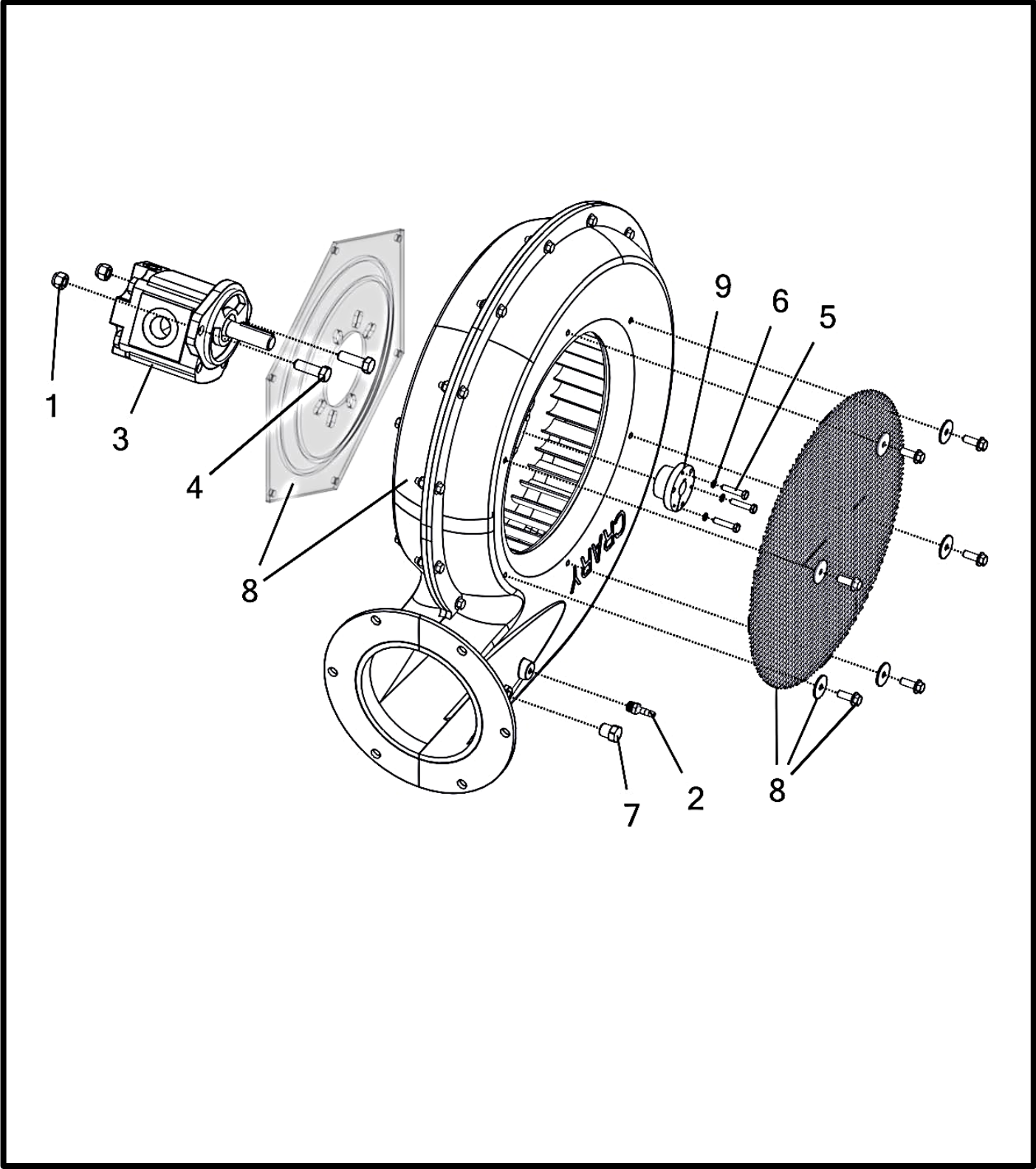


Fan / Transition Assembly

Item No.	Qty	Part Number	Description
		A002495__	Fan / Transition - Assembly 6" x 35° Up (2108 Single)
1	1	A002266__	Fan - Crary 6" Flange Mount CCW w/Motor (2208)
2	2	M002878	Gasket - 6" Fan Transition Seal (P000241 - ¼")
3	1	M003086	Trim - Plenum Transition Plate Edge (9")
4	6	P000039	Bolt - 3/8-16 x 1 x 1 Hex (GR 5 M/S FA) *
5	6	P000057	Nut - 3/8-16 Hex Nylon Lock (GR 5 M/S FA) *
6	1	W002464__	Transition - 6" Diameter Fan/Plenum 35° Gen 2

(*) Included in K002093 - Kit - Fan / Transition

Fan Assembly

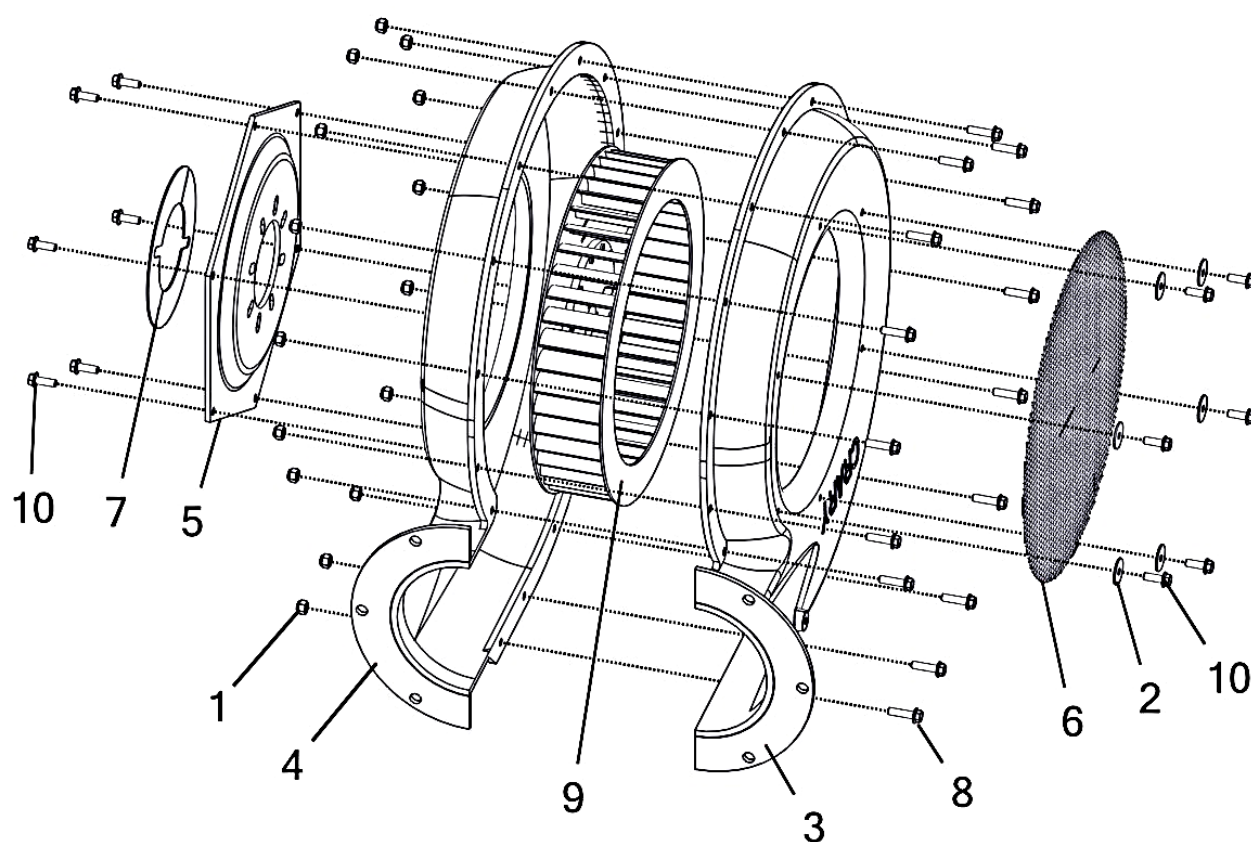


Fan Assembly

Item No.	Qty	Part Number	Description
		A002266__	Fan - Crary 6" Flange Mount CCW w/Motor (2208)
1	2	P000105	Nut - 3/8-16 Hex Nylon Lock (F594 316 S/S FB)
2	1	P000125	Fitting - Air - 3/16" Hose Barb x 1/8 NPT
3	1	P000306	Motor - Parker 8 & 12 Row Fan (313) 334-9219-313
4	2	P000416	Bolt - 3/8-16 x 1.25 x 1 Hex (F593 304 S/S FB)
5	3	P002699	Screw - #10-24 x 1 Machine Hex Head (GR 5 M/S FG)
6	3	P002700	Washer - #10 Split Lock (0.334" OD) (GR 5 M/S FG)
7	1	P002898	Fitting - 1/4-18 NPT Nylon Plastic Plug
8	1	P002906__	Fan - Crary 6" Flange Mount CCW (SAE A) (52075)
9	1	P002909	Bushing - QD Taper Lock JA x .625" Bore x .1875" Keyway (Purchased)

(*) Included in K002140 - Kit - Fan Hub Hardware (QD Bushing) (JA)

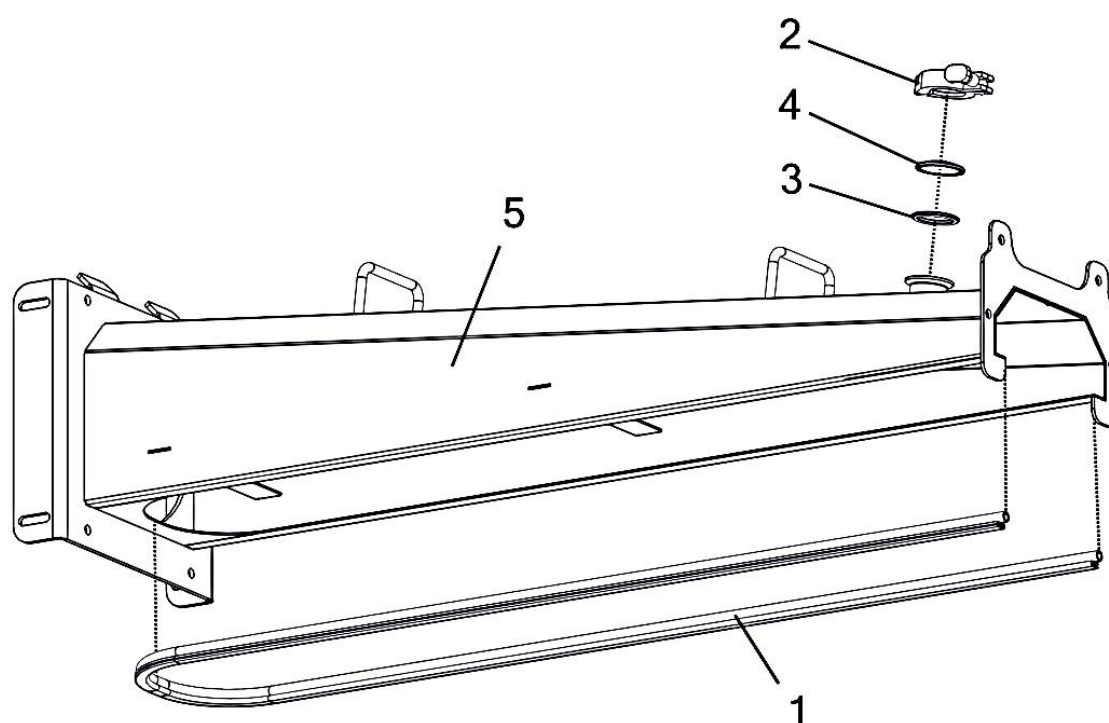
Fan Housing Assembly



Fan Housing Assembly

Item No.	Qty	Part Number	Description
		P002906__	Fan - Crary 6" Flange Mount CCW (SAE A) (52075)
1	15	P000056	Nut - 1/4-20 Hex Nylon Lock (GR 5 M/S FA)
2	6	P000108	Washer - 1/4" Fender (1" OD) (18-8 S/S FB)
3	1	P002529	Housing - Crary 6" Flange Mount (LH) (51463-00)
4	1	P002530	Housing - Crary 6" Flange Mount (RH) (54327-00)
5	1	P002531__	Plate - Fan Motor Mount Crary 6" (23318-12)
6	1	P002532	Screen - Crary 6" Fan Inlet (20002)
7	1	P002533__	Plate - Fan Motor Seal (2A) Crary (24973-12)
8	15	P002534	Bolt - 1/4-20 x 1 x 1 Flange (GR 5 M/S FA)
9	1	P002834	Fan - Crary 6" Impeller CCW, JA Hub (22830) (w/Hardware)
10	12	P002955	Bolt - 1/4-20 x 0.75 x 0.75 Flange (GR 5 M/S FA)

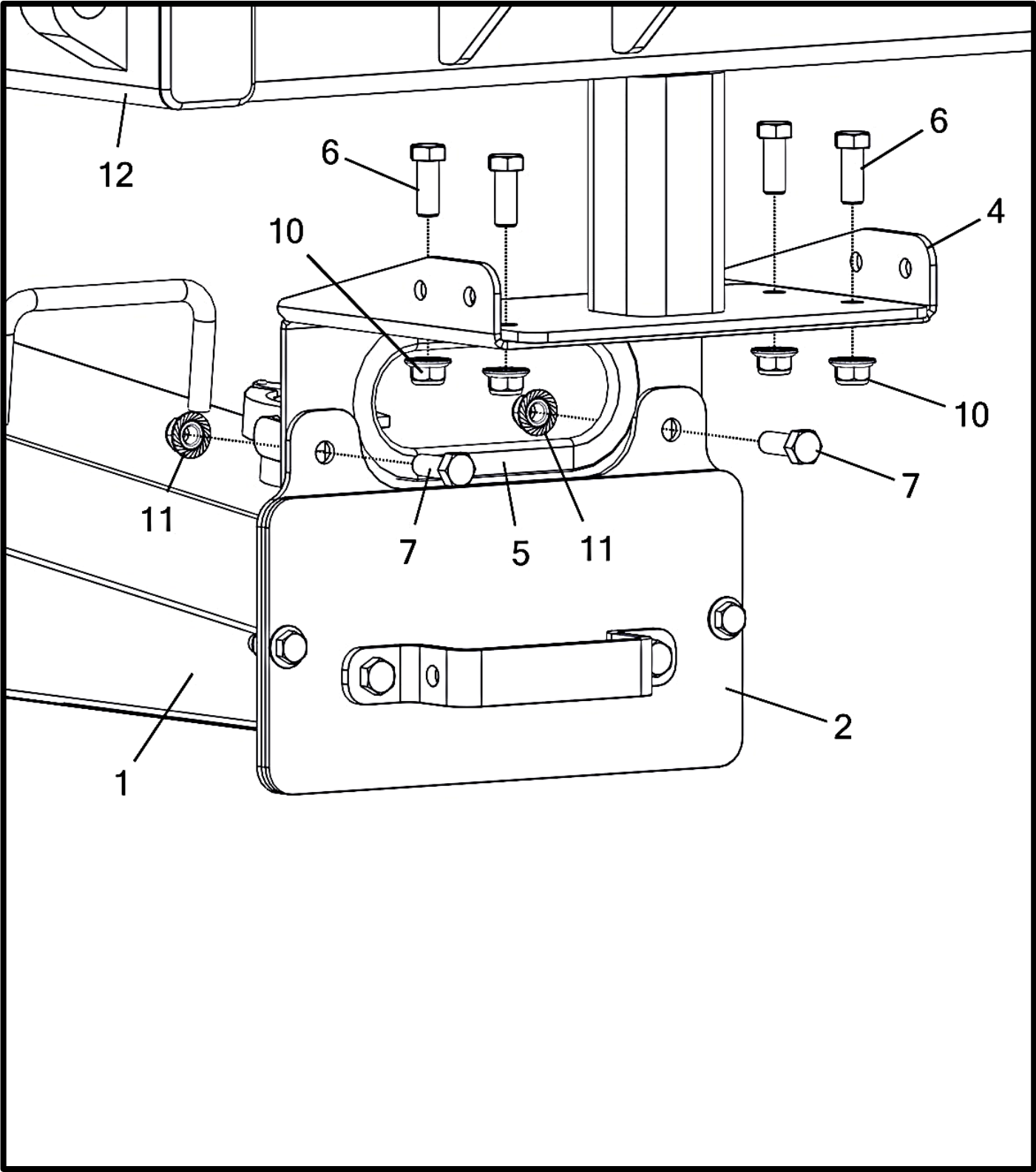
Plenum Housing



Plenum Housing

Item No.	Qty	Part Number	Description
		A002254	Plenum - 8 Row Gen 2 Housing Assembly (2018+)
1	1	M003204	Seal - Plenum Edge Grip 8 Row Gen 2
2	1	P002252	Clamp- 1-1/2" Sanitary Fitting
3	1	P002257	Gasket - 1-1/2" Sanitary O-Ring Flange
4	1	P002258	Cap- 1" To 1 1/2" Sanitary Quick Clamp
5	1	W002570	Plenum - 8 Row Weldment (2018+)

Rear Plenum Area



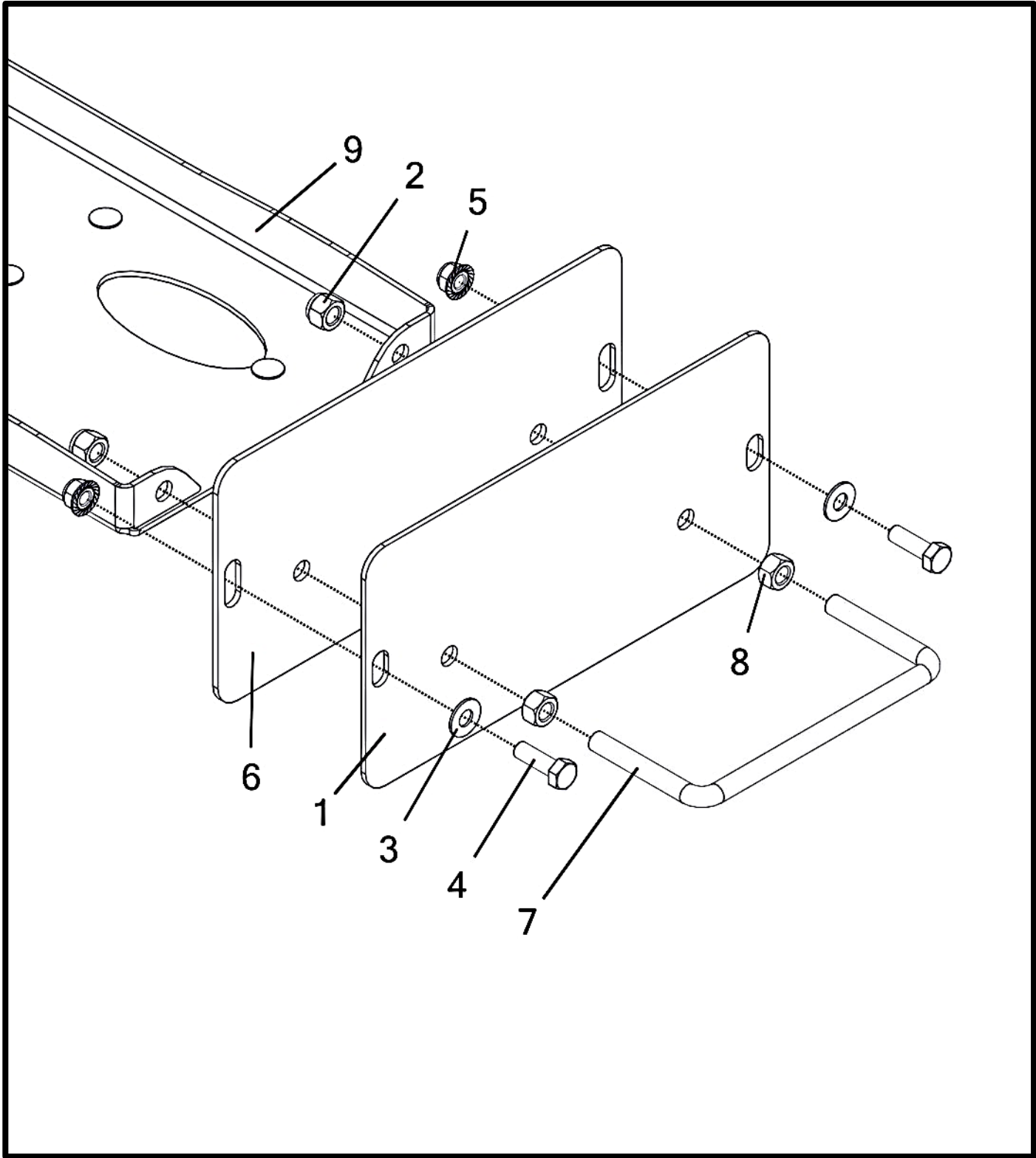
Rear Plenum Area

Item No.	Qty	Part Number	Description
		A002255__	Plenum - Sub-Assembly Phantom Gen 2 8 Row (No Tray) (2018+)
1	1	A002254	Plenum - 8 Row Gen 2 Housing Assembly (2018+)
2	1	A002256	Plenum - Sub-Assembly Tray Gen 2 8 Row (2018+) (Opposite Fan Side)
3	1	A002495__	Fan / Transition - Assembly 6" x 35° Up (2108 Single)
4	1	M002112__	Bracket - Rear Plenum Mount Gen 2
5	1	M003068	Trim - Plenum Rear Mount Bracket
6	4	P000039	Bolt - 3/8-16 x 1 x 1 Hex (GR 5 M/S FA)
7	10	P000097	Bolt - 3/8-16 x 1 x 1 Hex (F593 304 S/S FB) * †
8	4	P000105	Nut - 3/8-16 Hex Nylon Lock (F594 316 S/S FB) †
9	4	P000111	Washer - 3/8" Flat (0.875" OD) (18-8 S/S FB) *
10	4	P002205	Nut - 3/8-16 Flange Nylon Lock (GR 5 M/S FA) *
11	6	P002225	Nut - 3/8-16 Flange Nylon Lock (18-8 S/S FB) *
12	1	W002705	Cradle - Gen 2 2108

(*) Included in K002221 - Kit - Plenum Mount Hardware Gen 2

(†) Included in K002057 - Kit - Fan Mount Hardware Gen 2

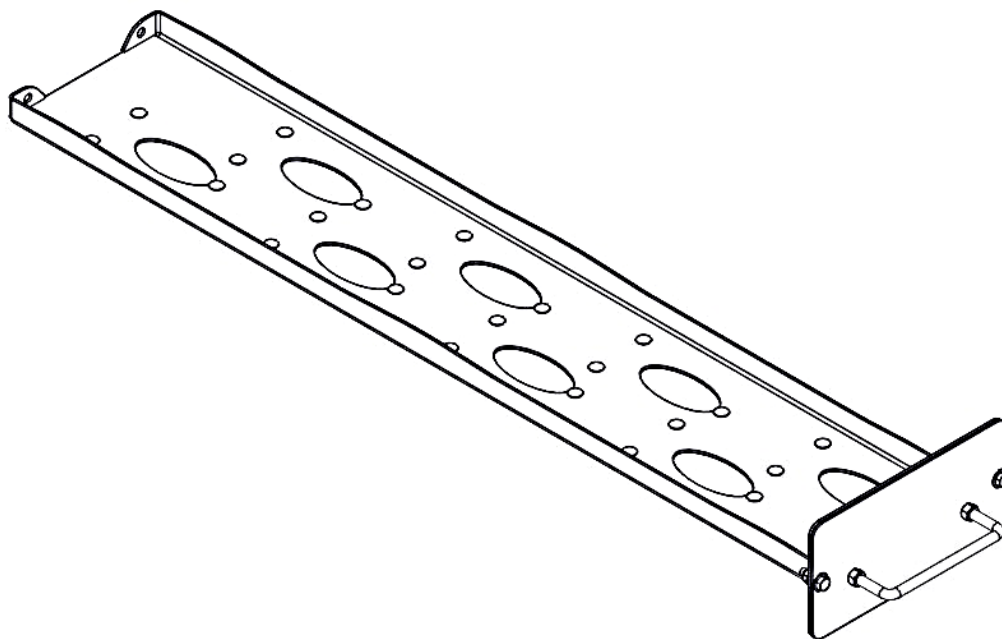
Plenum Tray



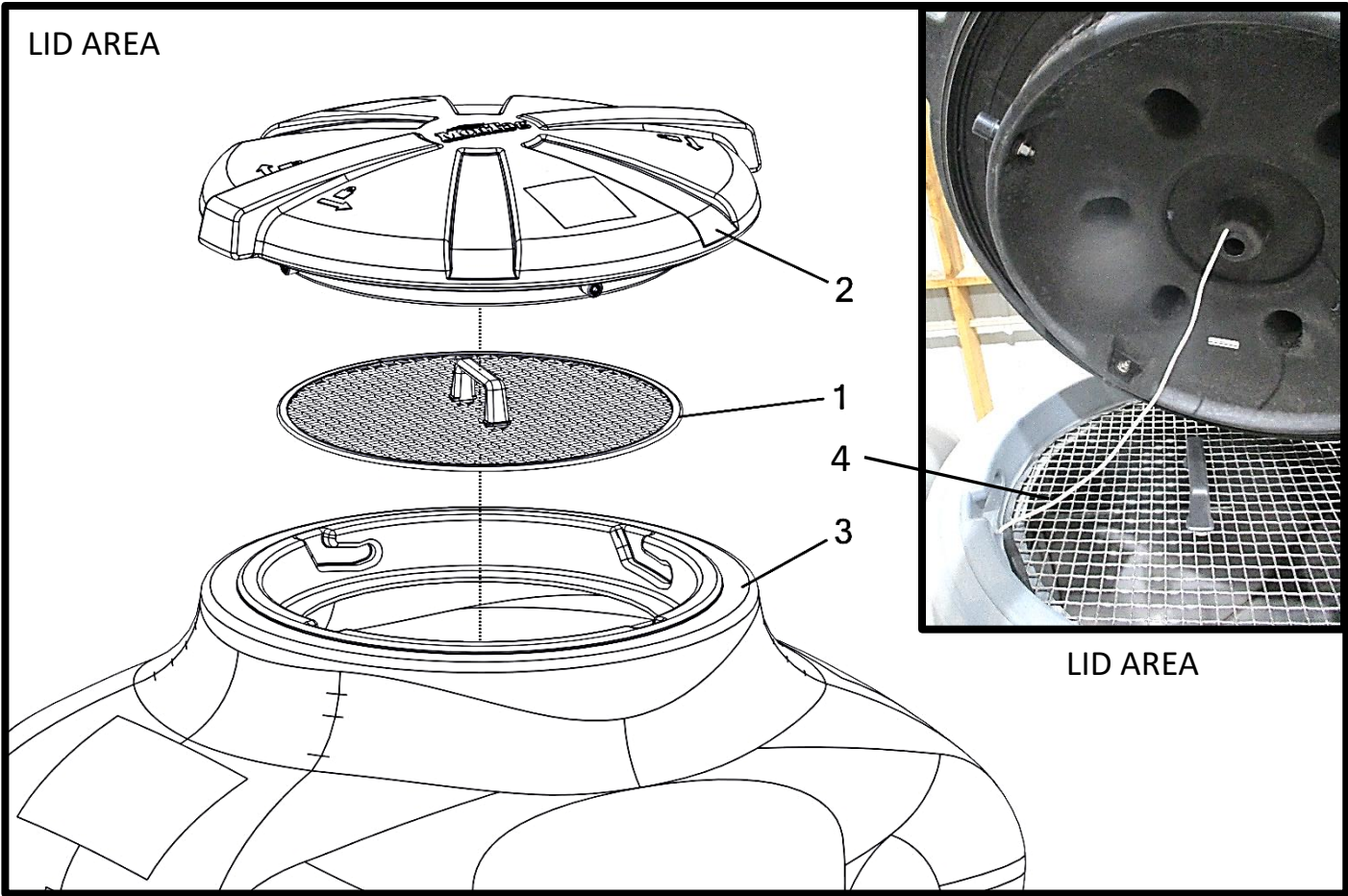
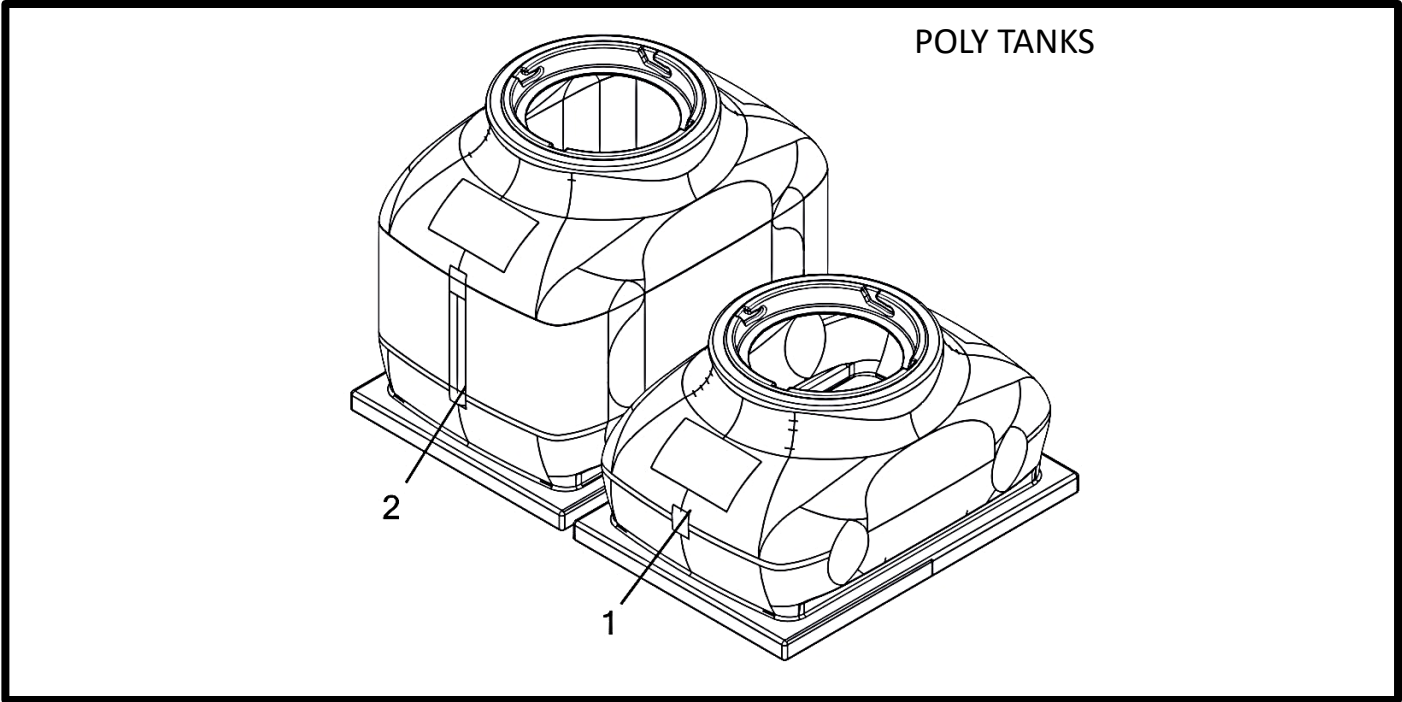
Plenum Tray

Item No.	Qty	Part Number	Description
		A002256	Plenum - Sub-Assembly Tray Gen 2 8 Row (2018+) (Opposite Fan Side)
1	1	M003209	Plate - Plenum Slide End (Reversible Tray)
2	2	P000105	Nut - 3/8-16 Hex Nylon Lock (F594 316 S/S FB) *
3	2	P000109	Washer - 5/16" Flat (0.75" OD) (18-8 S/S FB) *
4	2	P000711	Bolt - 5/16-18 x 1 x 0.875 Hex (F593 304 S/S FB) *
5	2	P002224	Nut - 5/16-18 Flange Nylon Lock (18-8 S/S FB) *
6	1	P002842	Gasket - Plenum Tray Seal (Reversible Tray)
7	1	P002851	U-Bolt - 3/8-16 x 3-5/8 x 1-15/16 Square (18-8 S/S FB)
8	2	P002852	Nut - 3/8-16 Hex (18-8 S/S FB) *
9	1	W002574	Tray - Reversible Plenum Gen 2 8 Row

(*) Included in K002208 - Kit - Gen 2 Reversible Tray Assembly Hardware



Poly Tanks And Lid Area



Poly Tanks

Item No.	Qty	Part Number	Description
1	1	P002902__	Tank - 2208 30 Cu. Ft. Poly
2	1	P002912__	Tank - 2208 50 Cu. Ft. Poly

AVAILABLE TANK COLORS

ZZ = Gray Poly

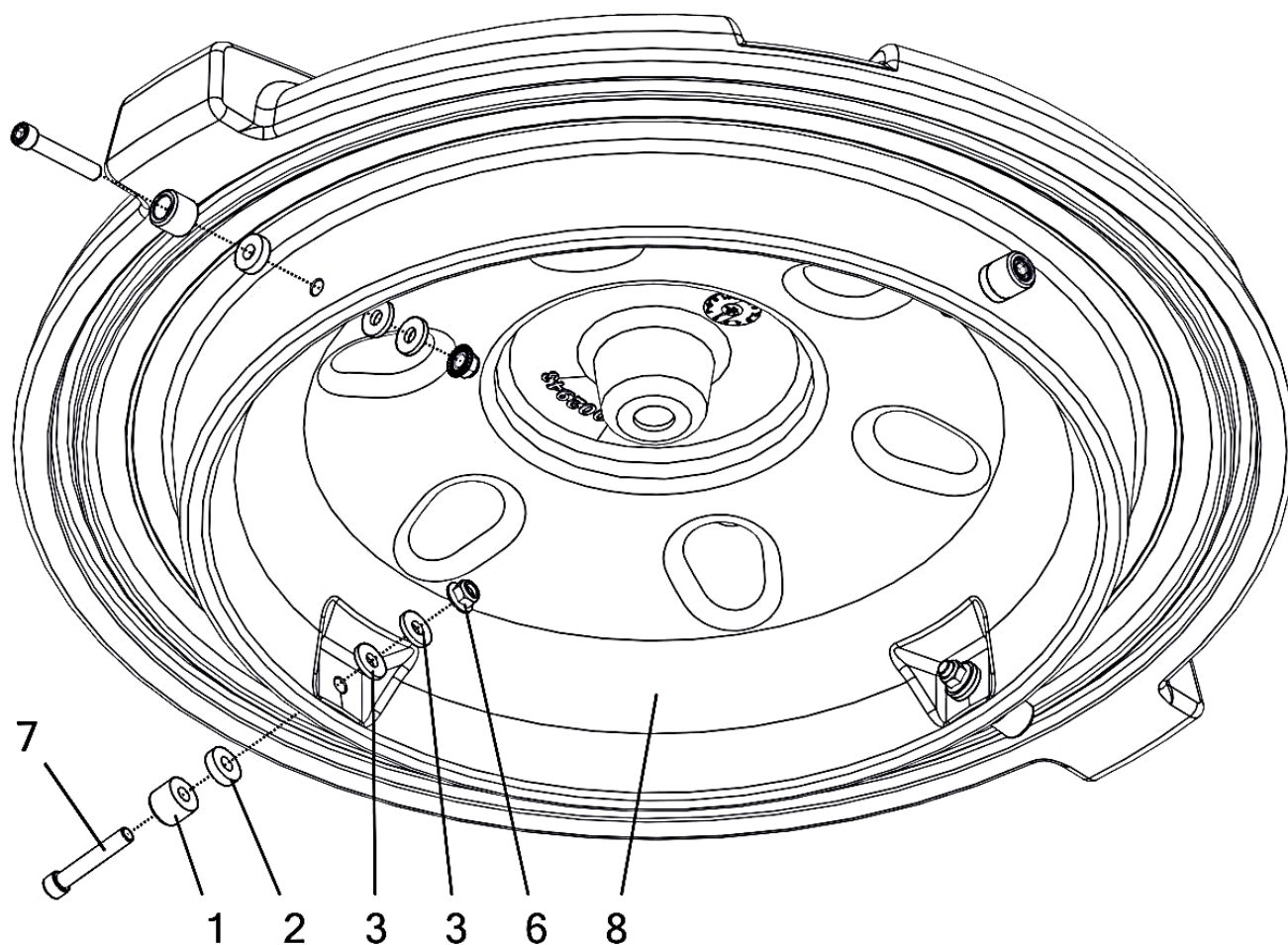
ZY = Yellow Poly

ZX = White Poly

Lid Area

Item No.	Qty	Part Number	Description
1	1	A002275	Screen - Gen 2 8 Row (3/4" C/C) (2018+)
2	1	A002276	Lid - Complete 2208 Poly Tank
3	1	P002902__	Tank - 2208 30 Cu. Ft. Poly
4	1	M003328	Lanyard - 2208 Lid Tether (Rope) (30")

Tank Lid Assembly

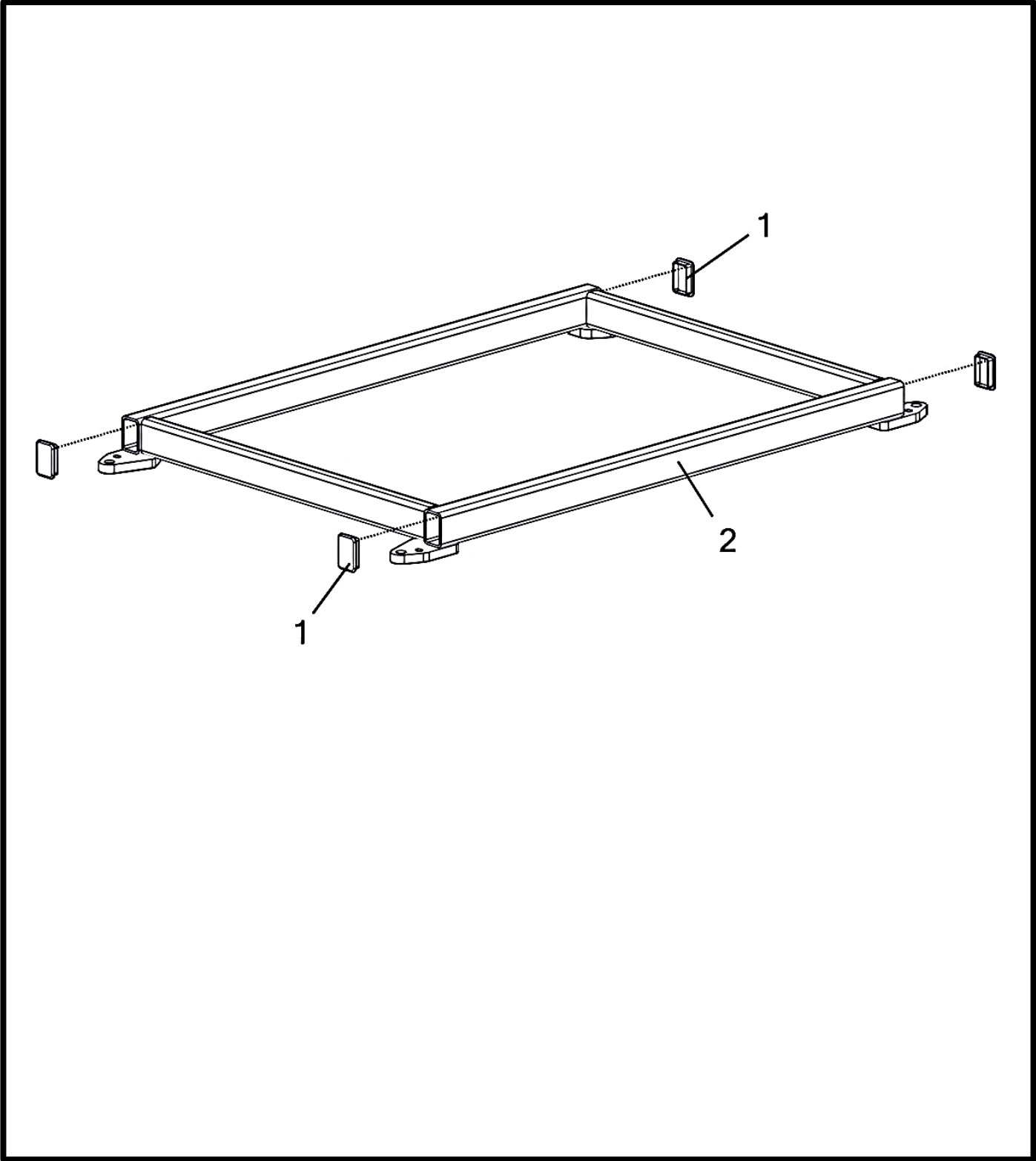


Tank Lid Assembly

Item No.	Qty	Part Number	Description
		A002276	Lid - Complete 2208 Poly Tank
1	4	M003321	Lug - Gen 2 8 Row Lid
2	4	M003322	Bushing - Lid Lug Gen 2 8 Row (1/4")
3	8	M003323	Bushing - Lid Lug Gen 2 8 Row (1/8")
4	1	M003328	Lanyard - 2208 Lid Tether (Rope) (30")
5	1	M003330	Seal - 2208 Poly Tank Lid
6	4	P002225	Nut - 3/8-16 Flange Nylon Lock (18-8 S/S FB) *
7	4	P002942	Bolt - 3/8-16 x 2.25 x 1 Socket Head (18-8 S/S FB) *
8	1	P002943ZW	Lid - 2208 Poly Tank

(*) Included in K002259 - Kit - 2208 Poly Lid Lug Hardware

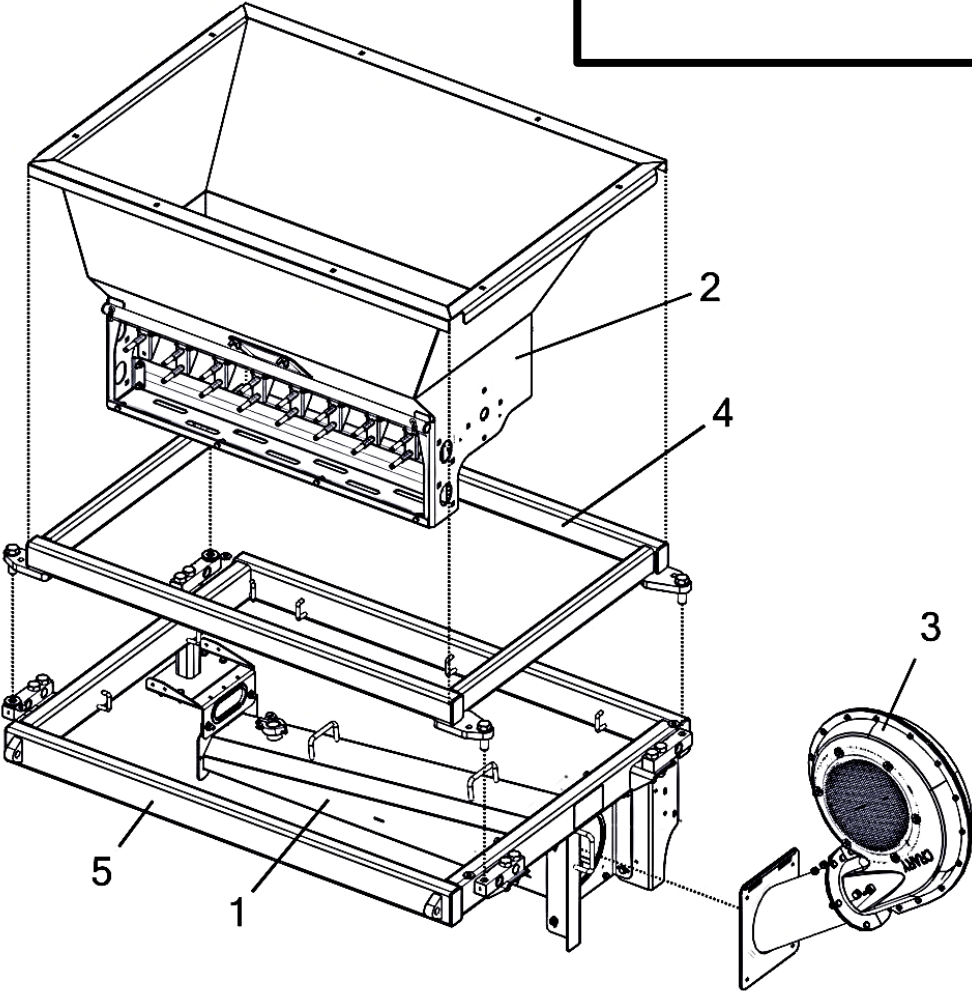
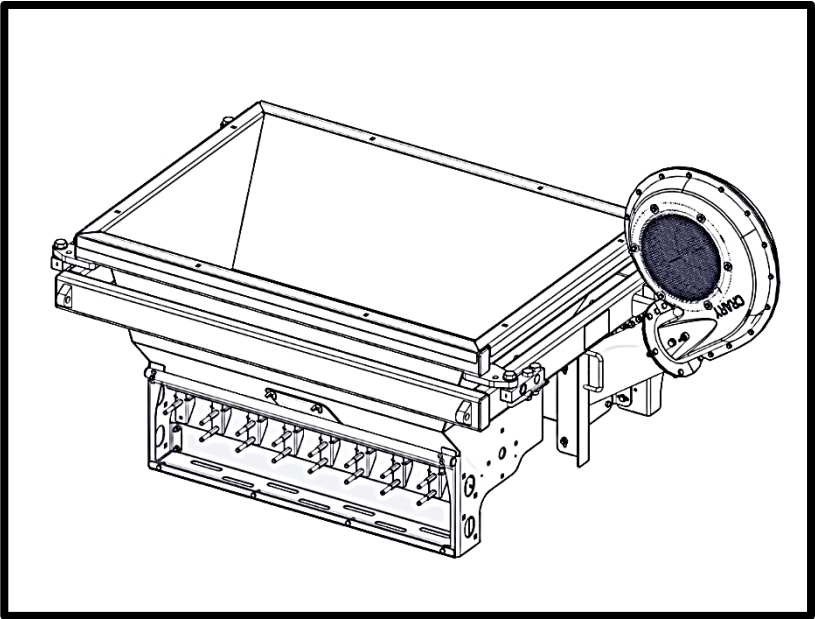
Tank Rings



Tank Rings

Item No.	Qty	Part Number	Description
1	4	P002204	Cap - 3" x 2" Plastic (6-8 Ga)
2	1	W002568__	Frame - Poly Tank Mount Gen 2 8 Row

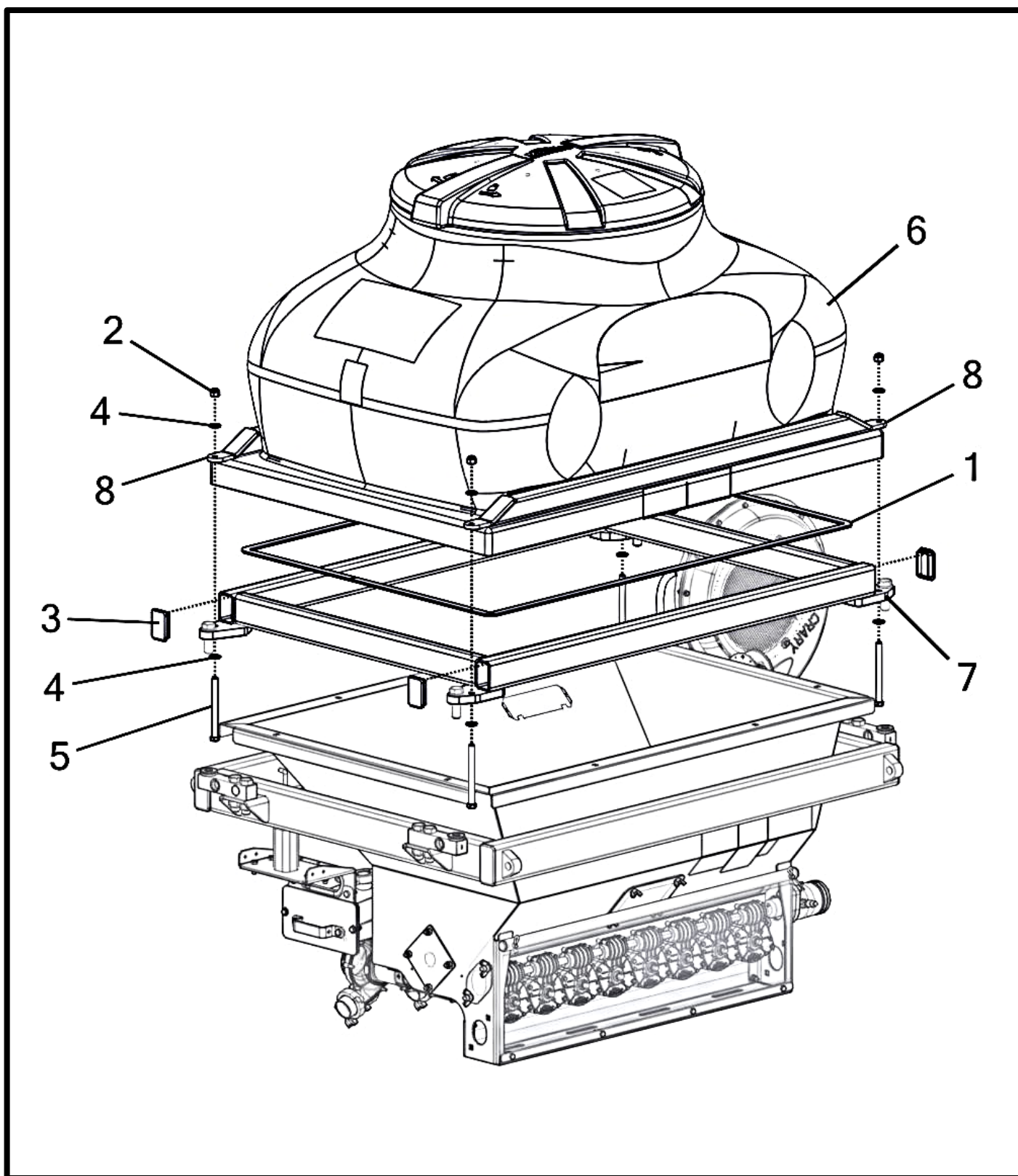
2108 Base unit



2108 Base unit

Item No.	Qty	Part Number	Description
		A002497_ _	Gen 2 - 2019 2108 Base Unit, Single Product - With Scales
		A002533_ _	Gen 2 - 2019 2108 Base Unit, Single Product - No Scales (Not Shown)
1	1	A002255	Plenum - Sub-Assembly Phantom Gen 2 8 Row (No Tray) (2018+)
2	1	A002494	Meter - Gen 2 8 Row Assembly (2108)
3	1	A002495	Fan / Transition - Assembly 6" x 35° Up (2108 Single)
4	1	W002568	Frame - Poly Tank Mount Gen 2 8 Row
5	1	W002705	Cradle - Gen 2 2108

Tank To Meter

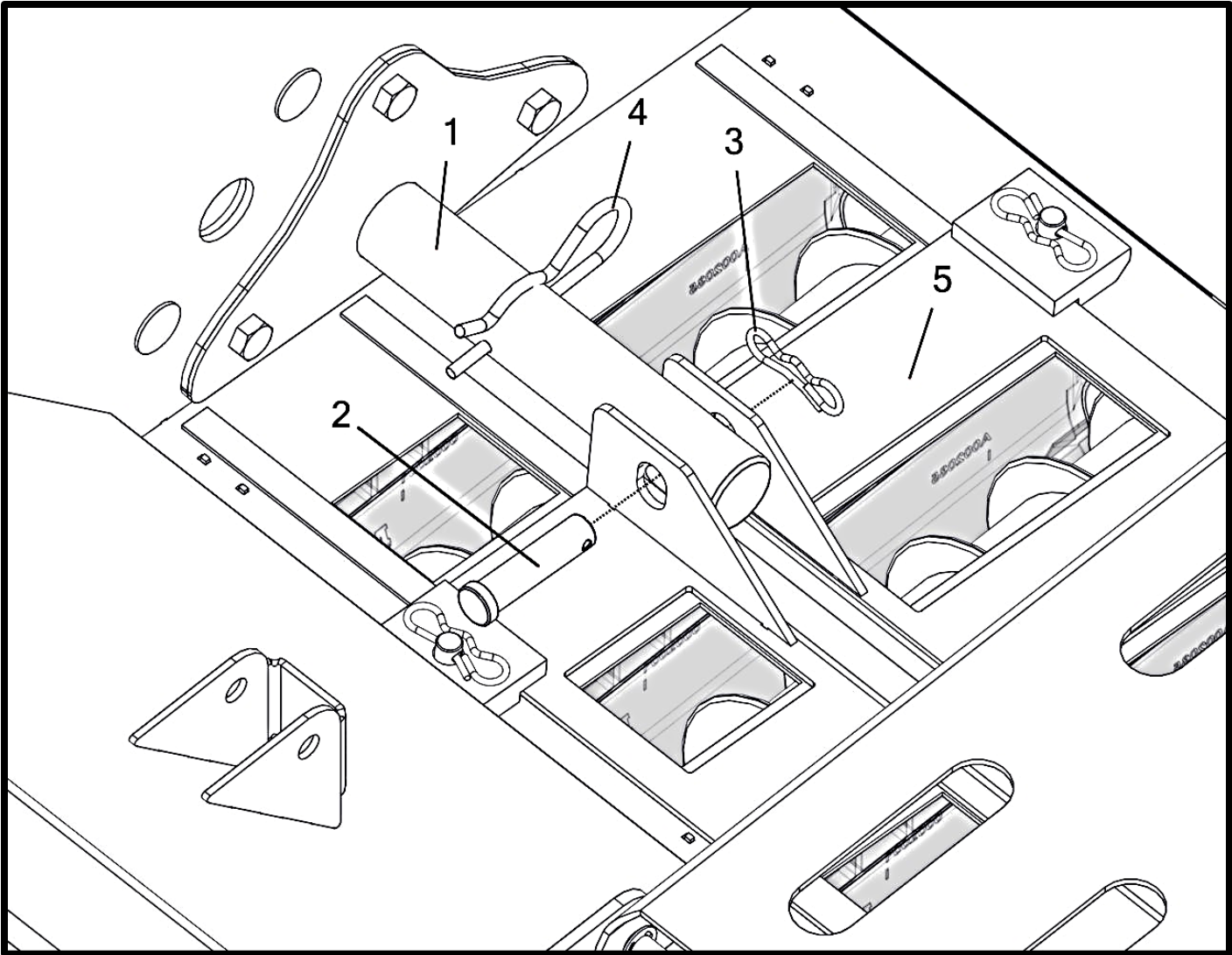


Tank To Meter

Item No.	Qty	Part Number	Description
1	1	M003200	Seal - Tank To Meter Gen 2 8 Row (2018+) (R0184)
2	4	P000058	Nut - 1/2-13 Hex Nylon Lock (GR 5 M/S FA) *
3	4	P002204	Cap - 3" x 2" Plastic (6-8 Ga)
4	8	P002889	Washer - 1/2" SAE Flat (1.062" OD) (GR 5 M/S FA) *
5	4	P002890	Bolt - 1/2-13 x 6 x 1.25 Hex (GR 5 M/S FA) *
6	1	P002902__	Tank - 2208 30 Cu.Ft. Poly
7	1	W002568__	Frame - Poly Tank Mount Gen 2 8 Row
8	2	W002593__	Bracket - Poly Tank Clamp Gen 2 8 Row

(*) Included in K002345 - Kit - Tank Tube Mount Hardware 2108

Inside Tank Area



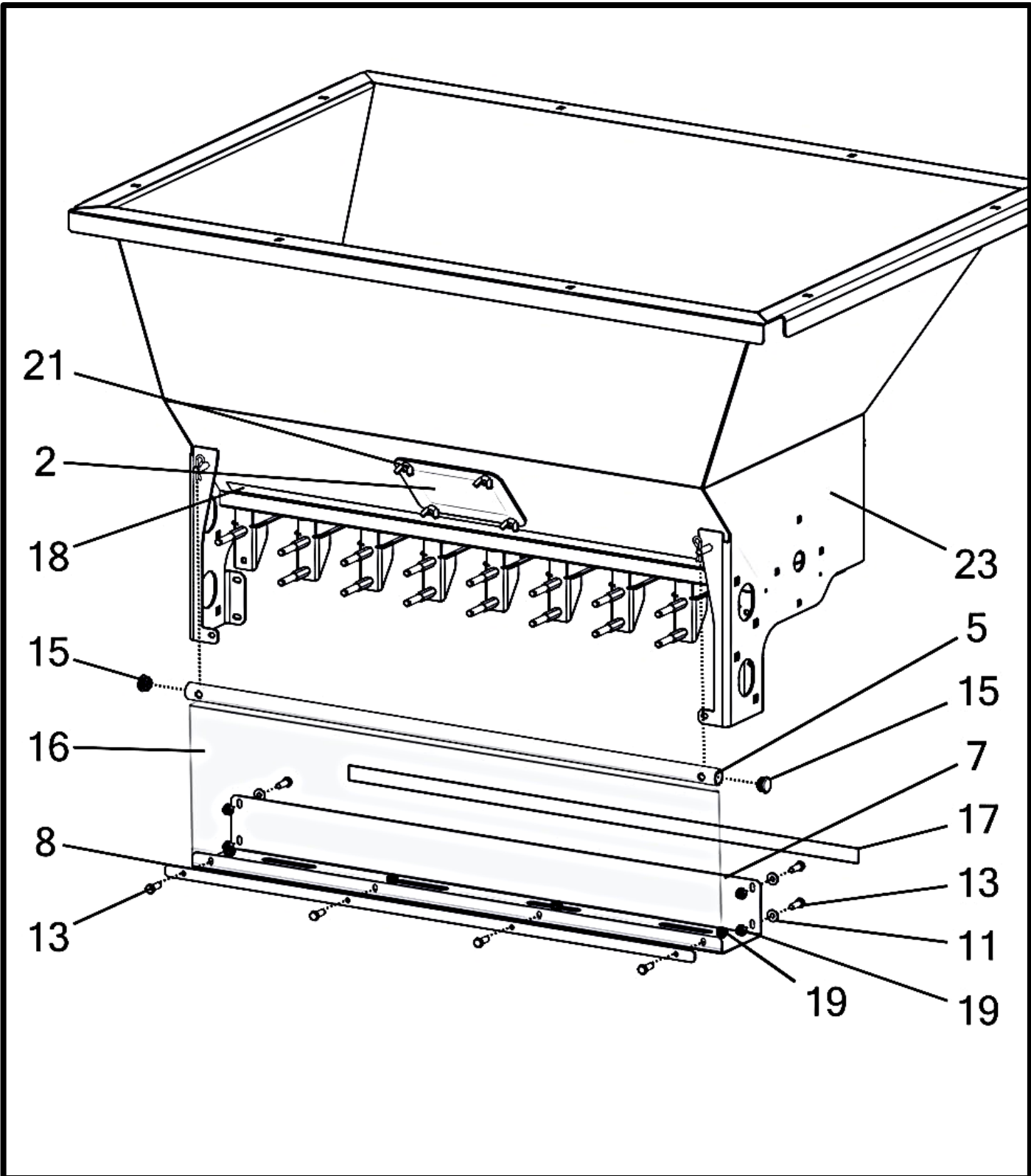
Inside Tank Area

Item No.	Qty	Part Number	Description
1	1	A002259__	Mount - Manual Slidegate Control Lever Assembly
2	1	P002064	Pin - 1/2" x 2" Clevis *
3	1	P002255	Pin - Hairpin Bowtie 3/8" x 3/32" x 1 7/8" *
4	1	P002861	Pin - Hairpin Clip 1" x 11/64" x 3-1/2" (18-8 S/S FB)
5	1	W002286	Slide Gate - 8 Row

(*) Included in K002263 - Kit - Inside Manual Slidegate Control Mount Hardware
or
K002264 - Kit - Inside Hydraulic Slidegate Control Mount Hardware

QTY'S SHOWN IN BOM ARE FOR ONE TANK

Meter Trough - Shield and Bracket

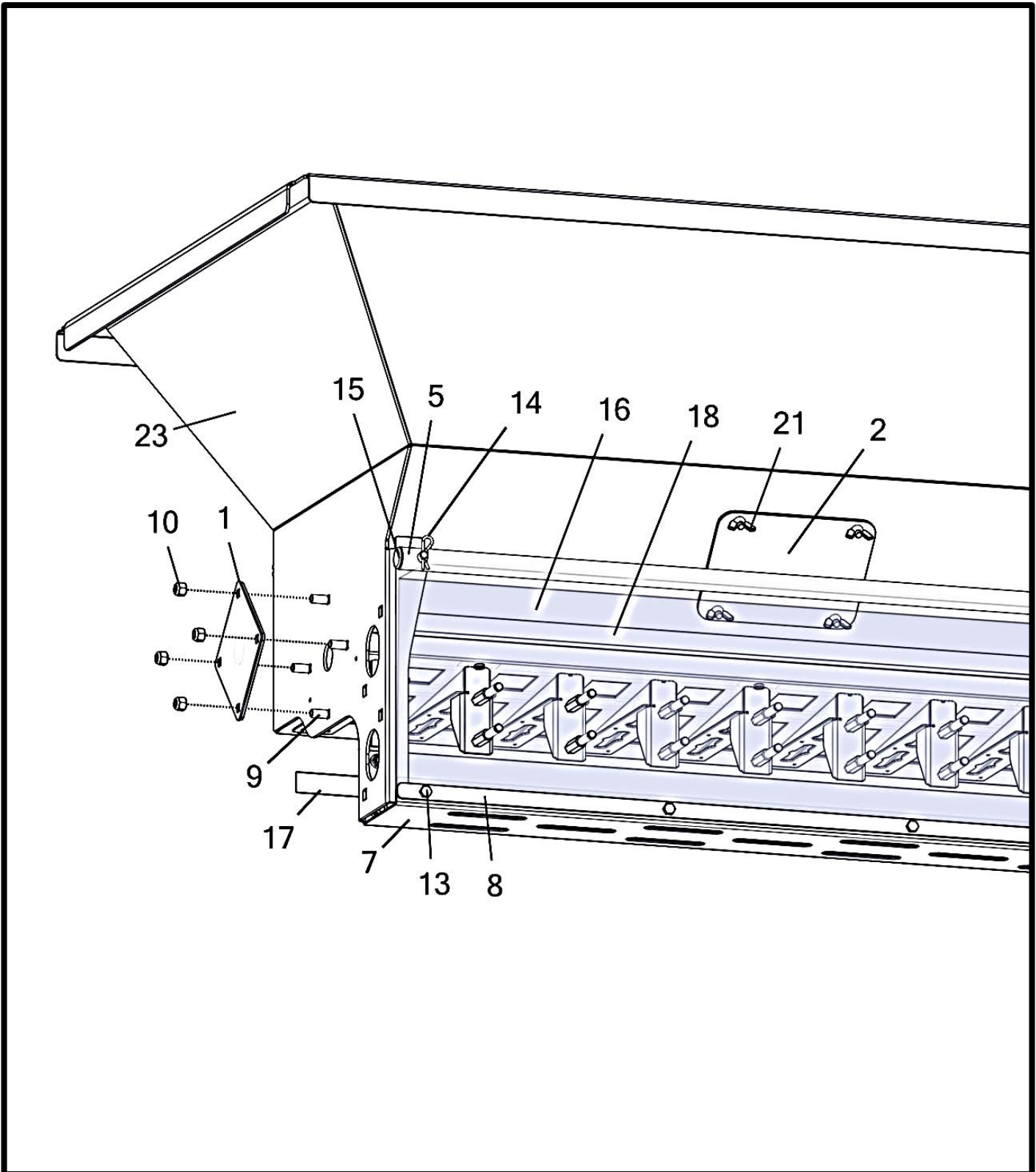


Meter Trough - Shield and Bracket

Item No.	Qty	Part Number	Description
1	1	A002148	Cover - Slide Gate Cylinder Hole Plate w/ Gasket
2	1	A002257	Cover - Clean-Out Door W/Gasket (Gen 2)
3	6	M002105	Block - UHMW Slide Gate Retainer
4	16	M002186	Pin - 1/2" Hex 3/8" Gearbox
5	1	M002440	Tube - Shield Tarp Gen 2 8 Row
6	4	M002447	Tape - 1/2" x 1/16" UHMW Slide Gate 8 Row (R0151)
7	1	M003198	Bracket - Tarp Guard Mounting Gen 2 8 Row (2018+)
8	1	M003199	Plate - Vinyl Tarp Shield Gen 2 8 Row (2018+)
9	4	P000098	Bolt - 3/8-16 x 1 x 1 Carriage (F593 304 S/S FB) *
10	4	P000105	Nut - 3/8-16 Hex Nylon Lock (F594 316 S/S FB) *
11	4	P000109	Washer - 5/16" Flat (0.75" OD) (18-8 S/S FB) *
12	16	P000527	Bolt - 5/16-18 x 0.75 x 0.75 Carriage (F593 304 S/S FB) *
13	8	P000711	Bolt - 5/16-18 x 1 x 0.875 Hex (F593 304 S/S FB) *
14	2	P002007	Hairpin Clip - 3/8" x 1 5/8" S/S
15	2	P002055	Cap - 3/4" Plastic Pipe
16	1	P002157	Tarp - Clear Vinyl Shield Gen 2 8 Row
17	1	P002170	Decal - Tank Row Label 8 Row (A-H)
18	1	P002171	Decal - Tank Row Label 8 Row (H-A)
19	8	P002224	Nut - 5/16-18 Flange Nylon Lock (18-8 S/S FB) *
20	6	P002255	Pin - Hairpin Bowtie 3/8" x 3/32" x 1 7/8"
21	4	P002854	Nut - 5/16-18 Wing (Nylon 6/6 FB) *
22	1	W002286	Slide Gate - 8 Row
23	1	W002703	Trough - Gen 2 2108 Meter (Single)

(*) Included in K002205 - Kit - Gen 2 8 Row Trough Hardware

Meter Trough - Non-Slidegate End

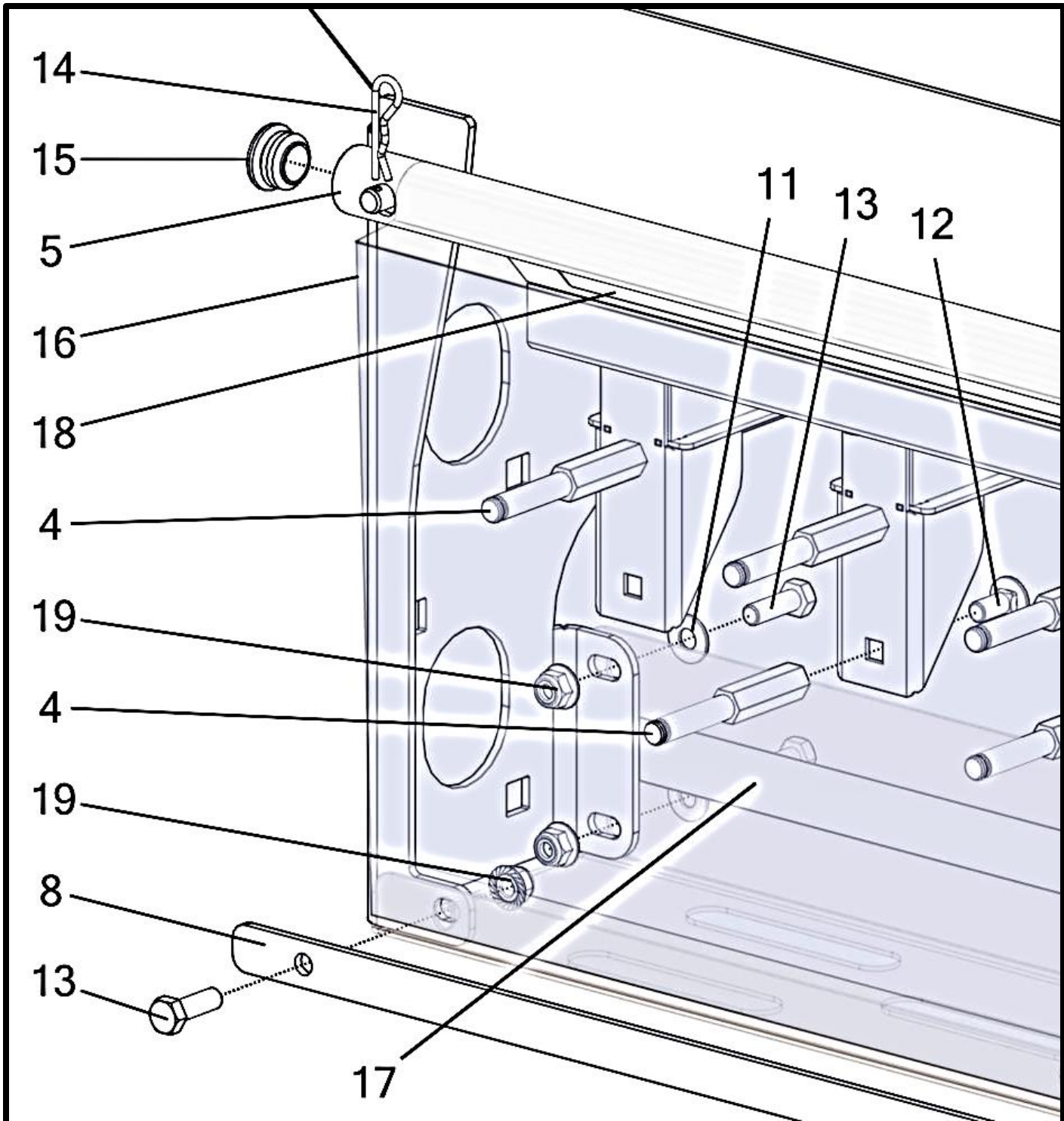


Meter Trough - Non-Slidegate End

Item No.	Qty	Part Number	Description
1	1	A002148	Cover - Slide Gate Cylinder Hole Plate w/ Gasket
2	1	A002257	Cover - Clean-Out Door W/Gasket (Gen 2)
3	6	M002105	Block - UHMW Slide Gate Retainer
4	16	M002186	Pin - 1/2" Hex 3/8" Gearbox
5	1	M002440	Tube - Shield Tarp Gen 2 8 Row
6	4	M002447	Tape - 1/2" x 1/16" UHMW Slide Gate 8 Row (R0151)
7	1	M003198	Bracket - Tarp Guard Mounting Gen 2 8 Row (2018+)
8	1	M003199	Plate - Vinyl Tarp Shield Gen 2 8 Row (2018+)
9	4	P000098	Bolt - 3/8-16 x 1 x 1 Carriage (F593 304 S/S FB) *
10	4	P000105	Nut - 3/8-16 Hex Nylon Lock (F594 316 S/S FB) *
11	4	P000109	Washer - 5/16" Flat (0.75" OD) (18-8 S/S FB) *
12	16	P000527	Bolt - 5/16-18 x 0.75 x 0.75 Carriage (F593 304 S/S FB) *
13	8	P000711	Bolt - 5/16-18 x 1 x 0.875 Hex (F593 304 S/S FB) *
14	2	P002007	Hairpin Clip - 3/8" x 1 5/8" S/S
15	2	P002055	Cap - 3/4" Plastic Pipe
16	1	P002157	Tarp - Clear Vinyl Shield Gen 2 8 Row
17	1	P002170	Decal - Tank Row Label 8 Row (A-H)
18	1	P002171	Decal - Tank Row Label 8 Row (H-A)
19	8	P002224	Nut - 5/16-18 Flange Nylon Lock (18-8 S/S FB) *
20	6	P002255	Pin - Hairpin Bowtie 3/8" x 3/32" x 1 7/8"
21	4	P002854	Nut - 5/16-18 Wing (Nylon 6/6 FB) *
22	1	W002286	Slide Gate - 8 Row
23	1	W002703	Trough - Gen 2 2108 Meter (Single)

(*) Included in K002205 - Kit - Gen 2 8 Row Trough Hardware

Meter Trough - Hanger And Bracket

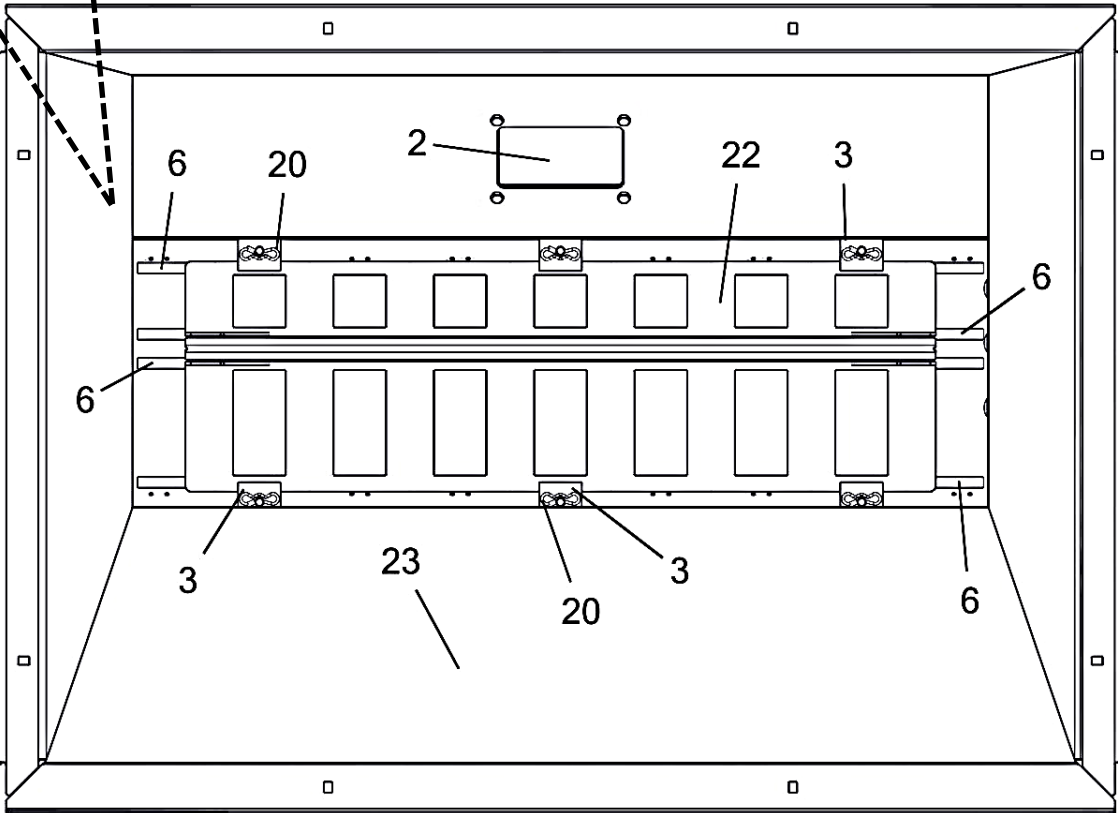
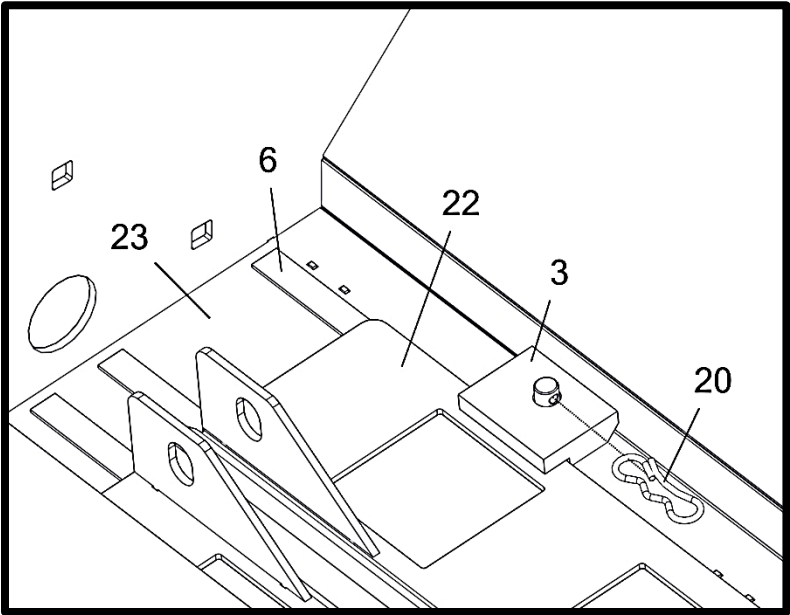


Meter Trough - Hanger And Bracket

Item No.	Qty	Part Number	Description
1	1	A002148	Cover - Slide Gate Cylinder Hole Plate w/ Gasket
2	1	A002257	Cover - Clean-Out Door W/Gasket (Gen 2)
3	6	M002105	Block - UHMW Slide Gate Retainer
4	16	M002186	Pin - 1/2" Hex 3/8" Gearbox
5	1	M002440	Tube - Shield Tarp Gen 2 8 Row
6	4	M002447	Tape - 1/2" x 1/16" UHMW Slide Gate 8 Row (R0151)
7	1	M003198	Bracket - Tarp Guard Mounting Gen 2 8 Row (2018+)
8	1	M003199	Plate - Vinyl Tarp Shield Gen 2 8 Row (2018+)
9	4	P000098	Bolt - 3/8-16 x 1 x 1 Carriage (F593 304 S/S FB) *
10	4	P000105	Nut - 3/8-16 Hex Nylon Lock (F594 316 S/S FB) *
11	4	P000109	Washer - 5/16" Flat (0.75" OD) (18-8 S/S FB) *
12	16	P000527	Bolt - 5/16-18 x 0.75 x 0.75 Carriage (F593 304 S/S FB) *
13	8	P000711	Bolt - 5/16-18 x 1 x 0.875 Hex (F593 304 S/S FB) *
14	2	P002007	Hairpin Clip - 3/8" x 1 5/8" S/S
15	2	P002055	Cap - 3/4" Plastic Pipe
16	1	P002157	Tarp - Clear Vinyl Shield Gen 2 8 Row
17	1	P002170	Decal - Tank Row Label 8 Row (A-H)
18	1	P002171	Decal - Tank Row Label 8 Row (H-A)
19	8	P002224	Nut - 5/16-18 Flange Nylon Lock (18-8 S/S FB) *
20	6	P002255	Pin - Hairpin Bowtie 3/8" x 3/32" x 1 7/8"
21	4	P002854	Nut - 5/16-18 Wing (Nylon 6/6 FB) *
22	1	W002286	Slide Gate - 8 Row
23	1	W002703	Trough - Gen 2 2108 Meter (Single)

(*) Included in K002205 - Kit - Gen 2 8 Row Trough Hardware

Meter Trough - Inside Components

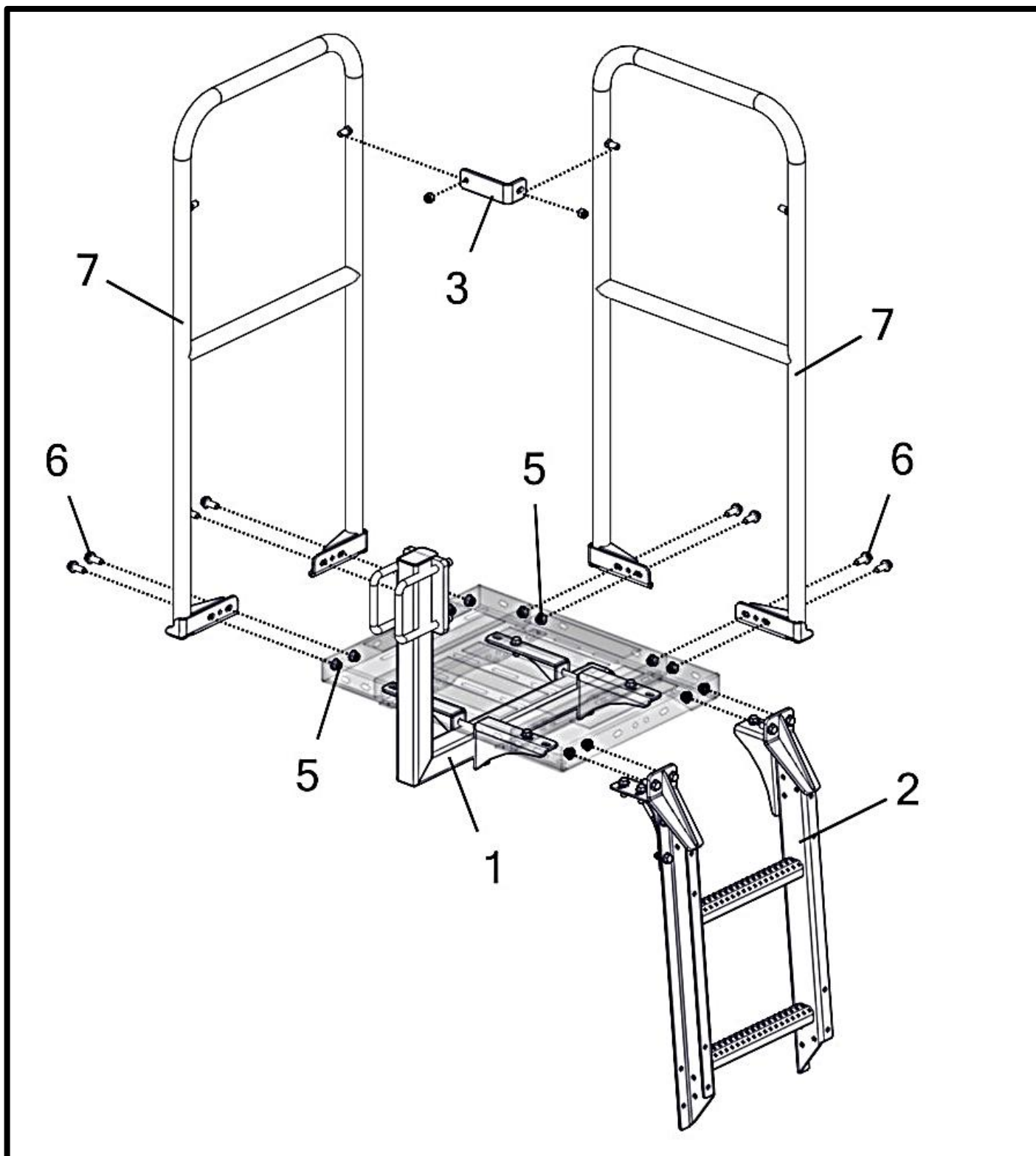


Meter Trough - Inside Components

Item No.	Qty	Part Number	Description
1	1	A002148	Cover - Slide Gate Cylinder Hole Plate w/ Gasket
2	1	A002257	Cover - Clean-Out Door W/Gasket (Gen 2)
3	6	M002105	Block - UHMW Slide Gate Retainer
4	16	M002186	Pin - 1/2" Hex 3/8" Gearbox
5	1	M002440	Tube - Shield Tarp Gen 2 8 Row
6	4	M002447	Tape - 1/2" x 1/16" UHMW Slide Gate 8 Row (R0151)
7	1	M003198	Bracket - Tarp Guard Mounting Gen 2 8 Row (2018+)
8	1	M003199	Plate - Vinyl Tarp Shield Gen 2 8 Row (2018+)
9	4	P000098	Bolt - 3/8-16 x 1 x 1 Carriage (F593 304 S/S FB) *
10	4	P000105	Nut - 3/8-16 Hex Nylon Lock (F594 316 S/S FB) *
11	4	P000109	Washer - 5/16" Flat (0.75" OD) (18-8 S/S FB) *
12	16	P000527	Bolt - 5/16-18 x 0.75 x 0.75 Carriage (F593 304 S/S FB) *
13	8	P000711	Bolt - 5/16-18 x 1 x 0.875 Hex (F593 304 S/S FB) *
14	2	P002007	Hairpin Clip - 3/8" x 1 5/8" S/S
15	2	P002055	Cap - 3/4" Plastic Pipe
16	1	P002157	Tarp - Clear Vinyl Shield Gen 2 8 Row
17	1	P002170	Decal - Tank Row Label 8 Row (A-H)
18	1	P002171	Decal - Tank Row Label 8 Row (H-A)
19	8	P002224	Nut - 5/16-18 Flange Nylon Lock (18-8 S/S FB) *
20	6	P002255	Pin - Hairpin Bowtie 3/8" x 3/32" x 1 7/8"
21	4	P002854	Nut - 5/16-18 Wing (Nylon 6/6 FB) *
22	1	W002286	Slide Gate - 8 Row
23	1	W002703	Trough - Gen 2 2108 Meter (Single)

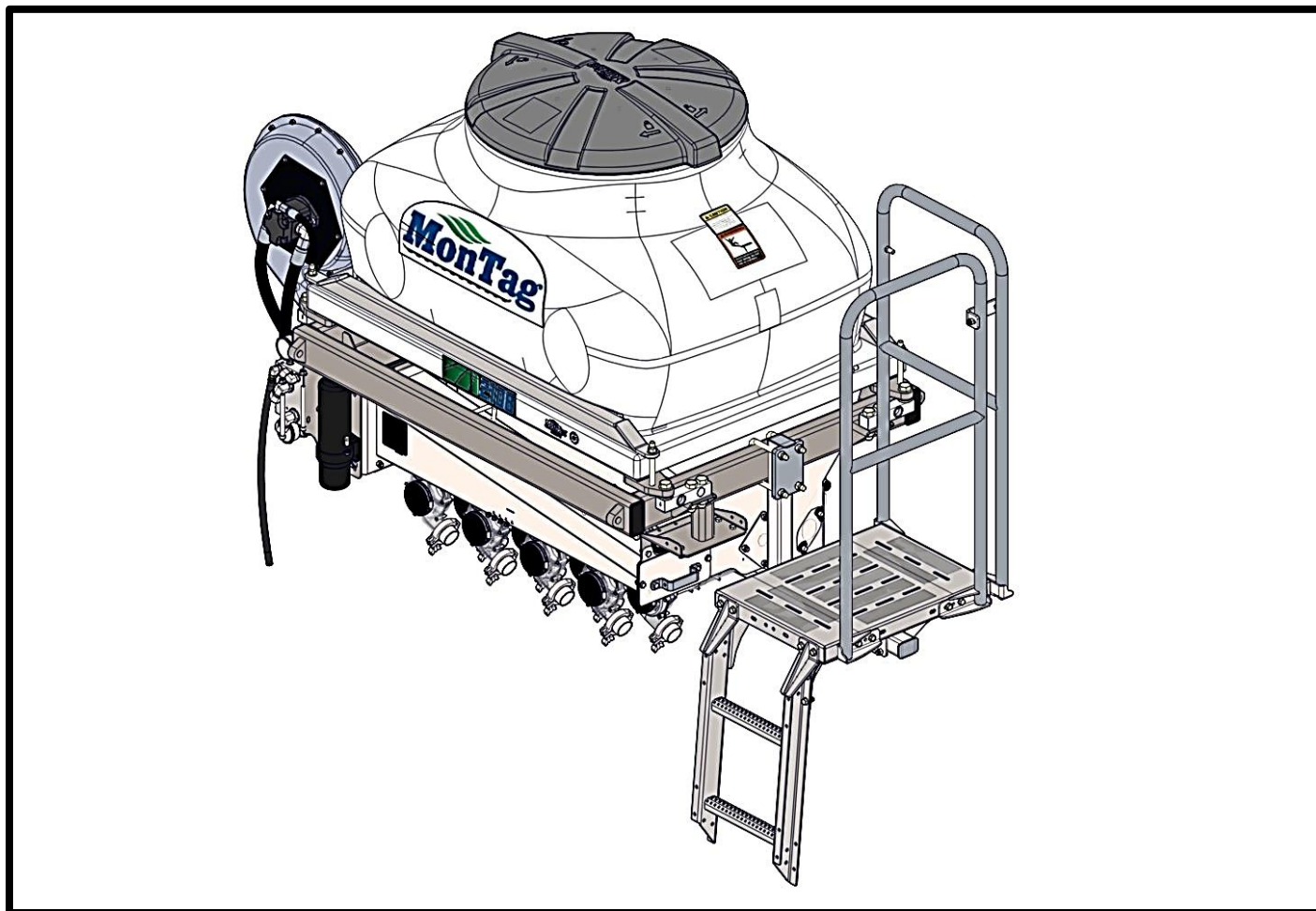
(*) Included in K002205 - Kit - Gen 2 8 Row Trough Hardware

Platform - 2108 Single Deck Platform Complete

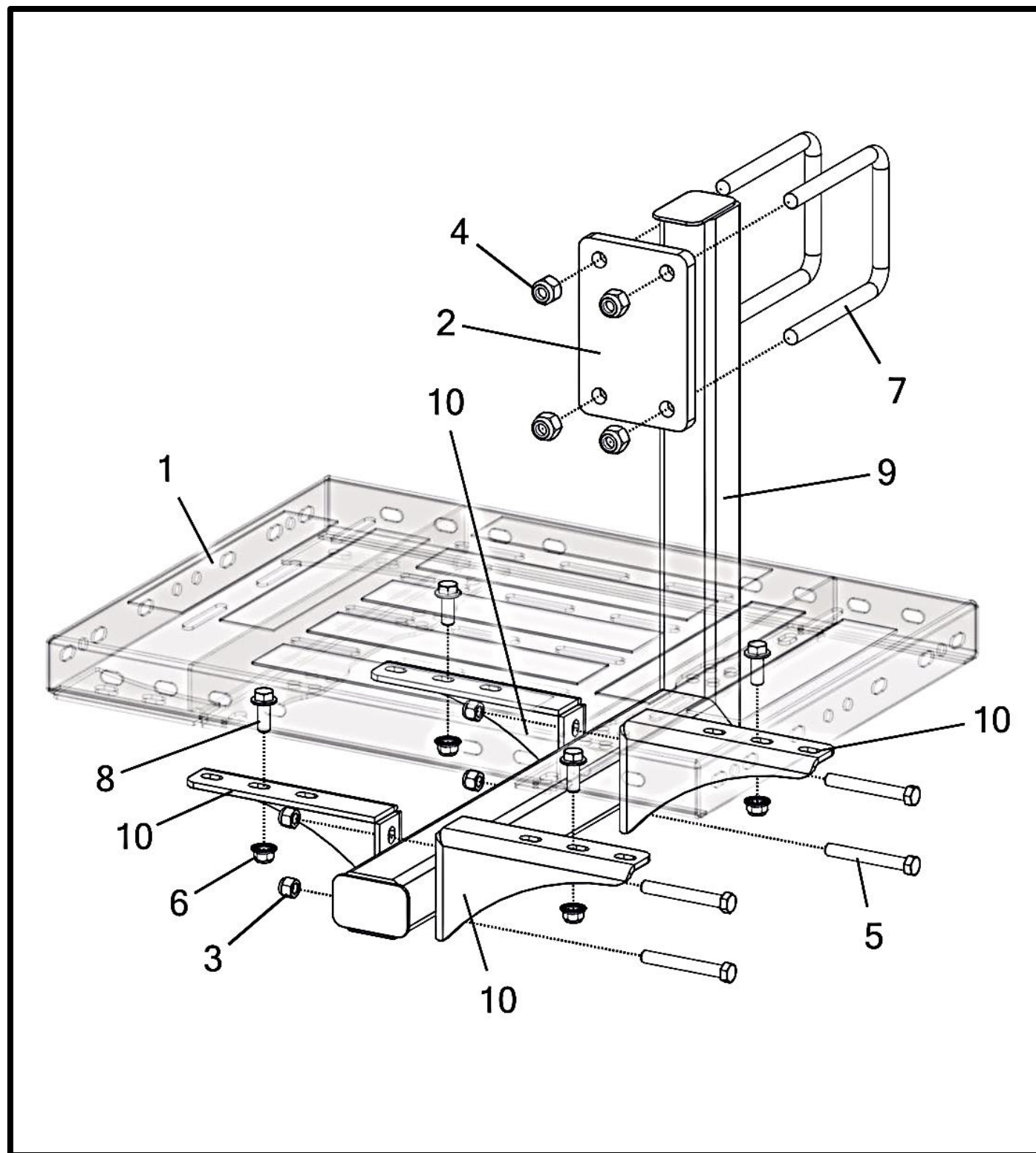


Platform - 2108 Single Deck Platform Complete

Item No.	Qty	Part Number	Description
		K002418__	Kit - 2108 Single Deck Platform Complete
1	1	K002369__	Platform - 2108 Single Step Complete
2	1	K002370__	Platform - 2X08 Platform Bolt-On Ladder Complete
3	1	M003597__	Bracket - 2X08 Corner Rail Brace
4	2	P000057	Nut - 3/8-16 Hex Nylon Lock (GR 5 M/S FA)
5	7	P002205	Nut - 3/8-16 Flange Nylon Lock (GR 5 M/S FA)
6	8	P002472	Bolt - 3/8-16 x 1 x 1 Flange (GR 5 M/S FA)
7	2	W002745__	Rail - 2X08 Hand



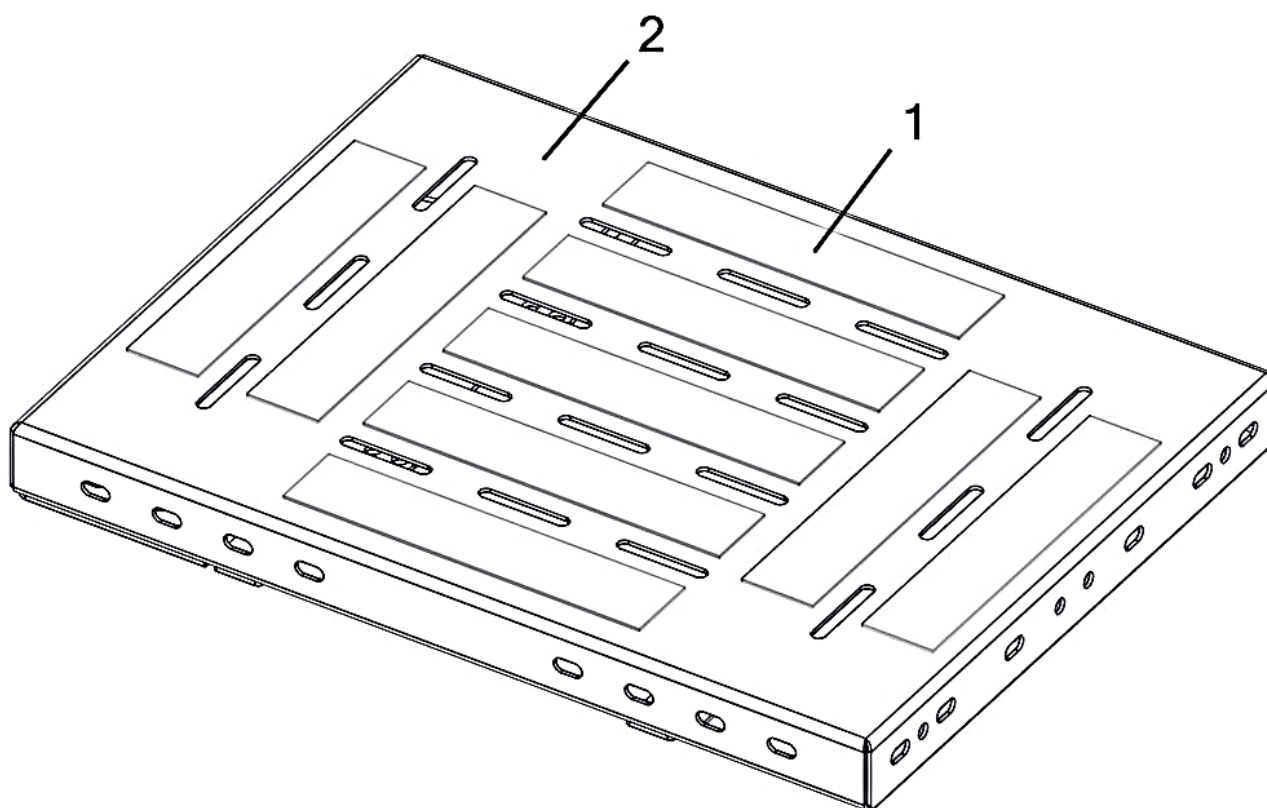
2108 Single Deck Platform



2108 Single Deck Platform

Item No.	Qty	Part Number	Description
		K002369__	Platform - 2108 Single Step Complete
1	1	A002473__	Platform - Deck (18" x 24") w/ Anti-Slip Tape
2	1	M003600__	Plate - 4" U-Bolt X 2" (1/2")
3	6	P000057	Nut - 3/8-16 Hex Nylon Lock (GR 5 M/S FA)
4	4	P000058	Nut - 1/2-13 Hex Nylon Lock (GR 5 M/S FA)
5	4	P000424	Bolt - 3/8-16 x 3 x 1 Hex (GR 5 M/S FA)
6	11	P002205	Nut - 3/8-16 Flange Nylon Lock (GR 5 M/S FA)
7	2	P002239	U-Bolt - 1/2" x 4-1/8" x 5 1/2
8	12	P002472	Bolt - 3/8-16 x 1 x 1 Flange (GR 5 M/S FA)
9	1	W002733__	Mount - 2X08 Platform
10	4	W002734__	Gusset - XX08 Platform Underside Mount

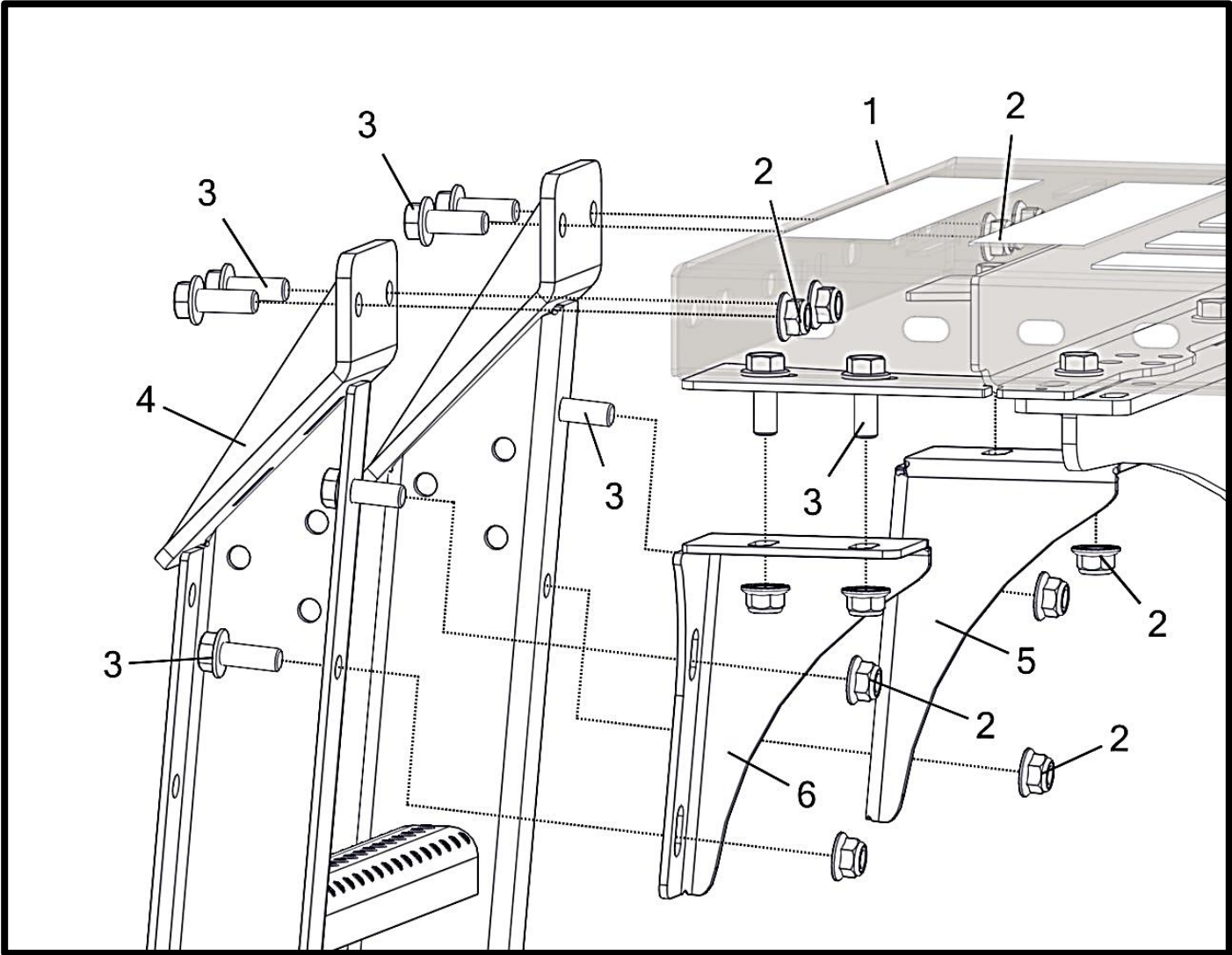
Platform - Deck (18" X 24") W/ Anti-slip Tape



Platform - Deck (18" X 24") W/ Anti-slip Tape

Item No.	Qty	Part Number	Description
		A002473__	Platform - Deck (18" x 24") w/ Anti-Slip Tape
1	9	P002233	Decal - Anti-Slip Safety Tape (2" x 10") Black 36g
2	1	W002605__	Grate - Deck Platform Plank (18" x 24")

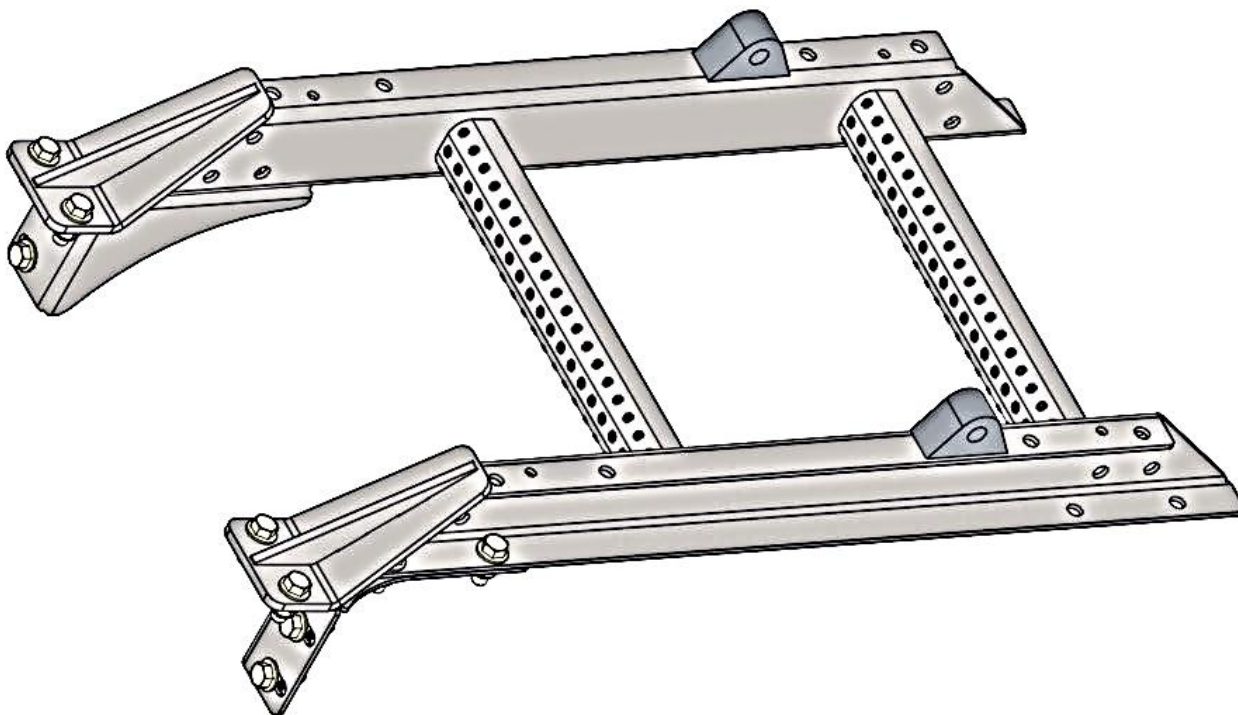
Platform - Bolt-On Ladder



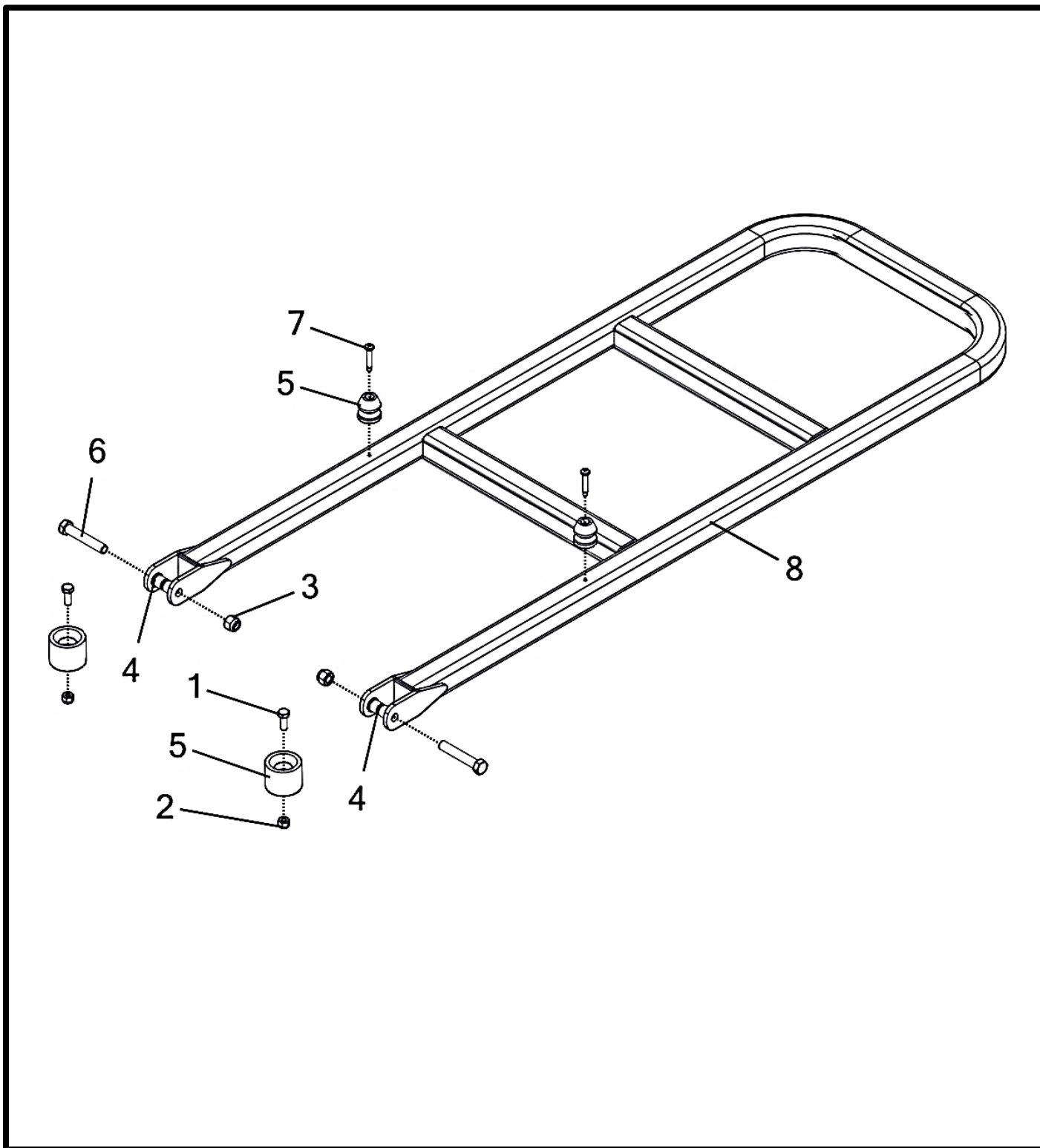
Platform - Bolt-On Ladder

Item No.	Qty	Part Number	Description
		K002370__	Platform - 2X08 Platform Bolt-On Ladder Complete
1	3	A002473__	Platform - Deck (18" x 24") w/ Anti-Slip Tape (Shown For Reference)
2	12	P002205	Nut - 3/8-16 Flange Nylon Lock (GR 5 M/S FA) *
3	12	P002472	Bolt - 3/8-16 x 1 x 1 Flange (GR 5 M/S FA) *
4	1	W002608__	Ladder - 2208 Platform
5	1	W002649__	Bracket - Platform Ladder Channel Gusset (LH)
6	1	W002650__	Bracket - Platform Ladder Channel Gusset (RH)

(*) Included in K002371 - Kit - 2X08 Platform Bolt-On Ladder Hardware

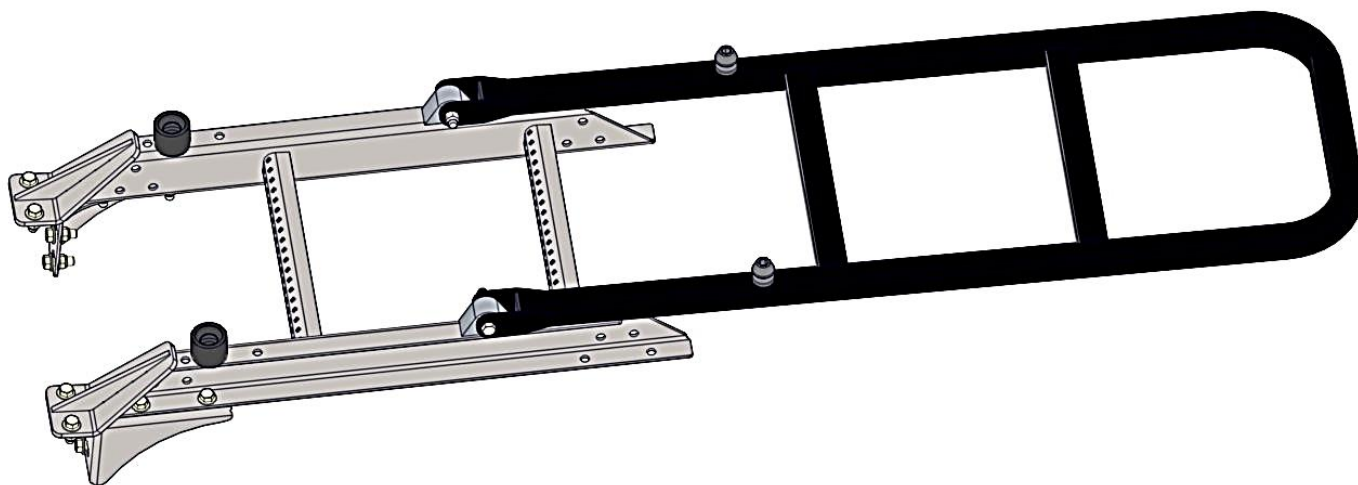


Swing Ladder Add-on

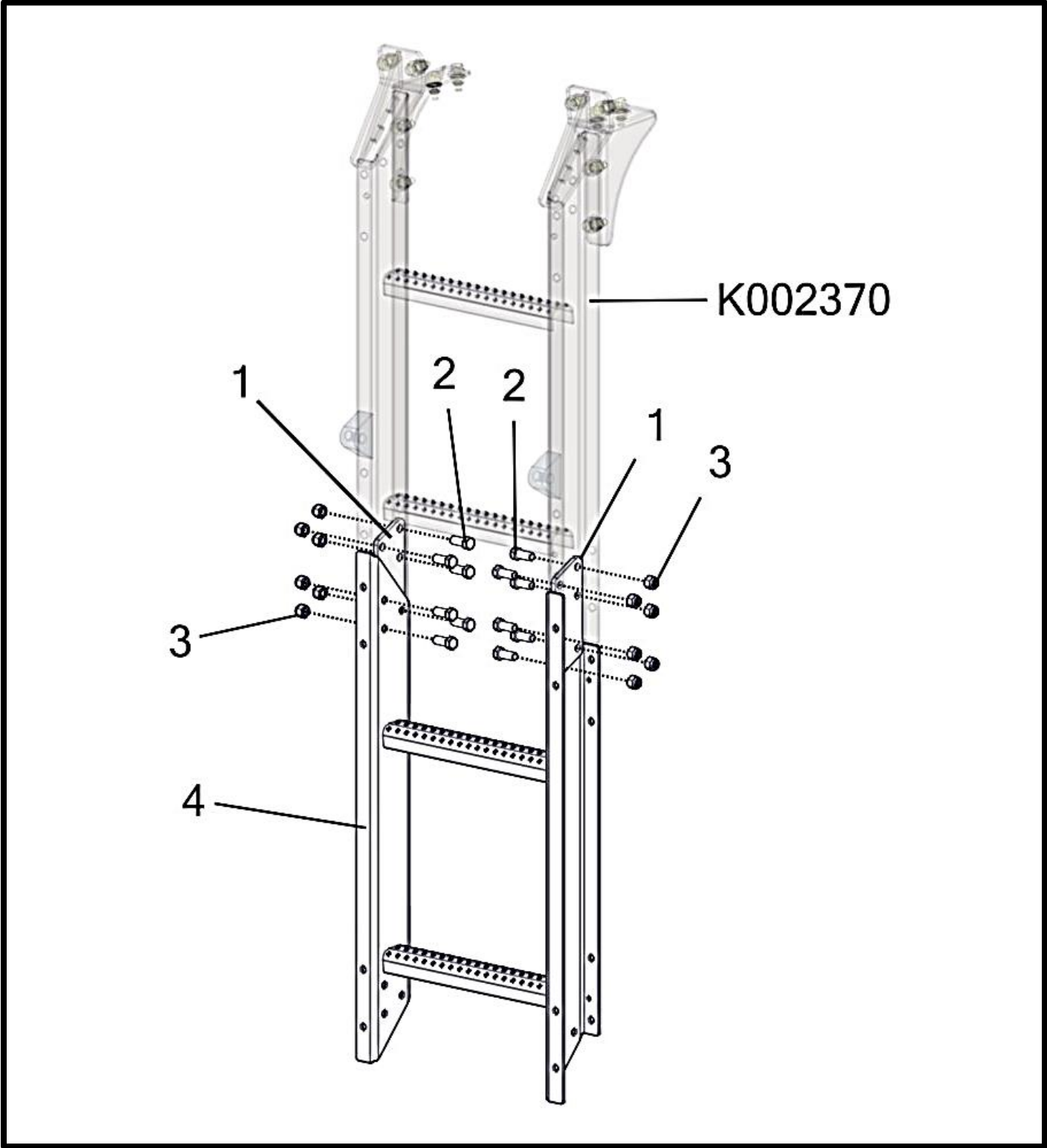


Swing Ladder Add-on

Item No.	Qty	Part Number	Description
		K002506__	Kit - 2X08 Platform Swing Ladder Add-On
1	2	P000090	Bolt - 1/4-20 x 0.75 x 0.75 Hex (F593 304 S/S FB)
2	2	P000103	Nut - 1/4-20 Hex Nylon Lock (F594 316 S/S FB)
3	2	P000105	Nut - 3/8-16 Hex Nylon Lock (F594 316 S/S FB)
4	4	P000393	Bushing - 3/8" x 1/2" x 1/2 Plastic Flange
5	2	P000472	Catch - Rubber Deck Bumper Latch (2 Pieces Per)
6	2	P000930	Bolt - 3/8-16 x 2.25 x 1 Hex (F593 304 S/S FB)
7	2	P002708	Screw - #10-16 x 1.25 Self-Drilling Pan Head Square (18-8 S/S FB)
8	1	W002769__	Ladder - 2X08 Deck Swing




Rigid Ladder Extension



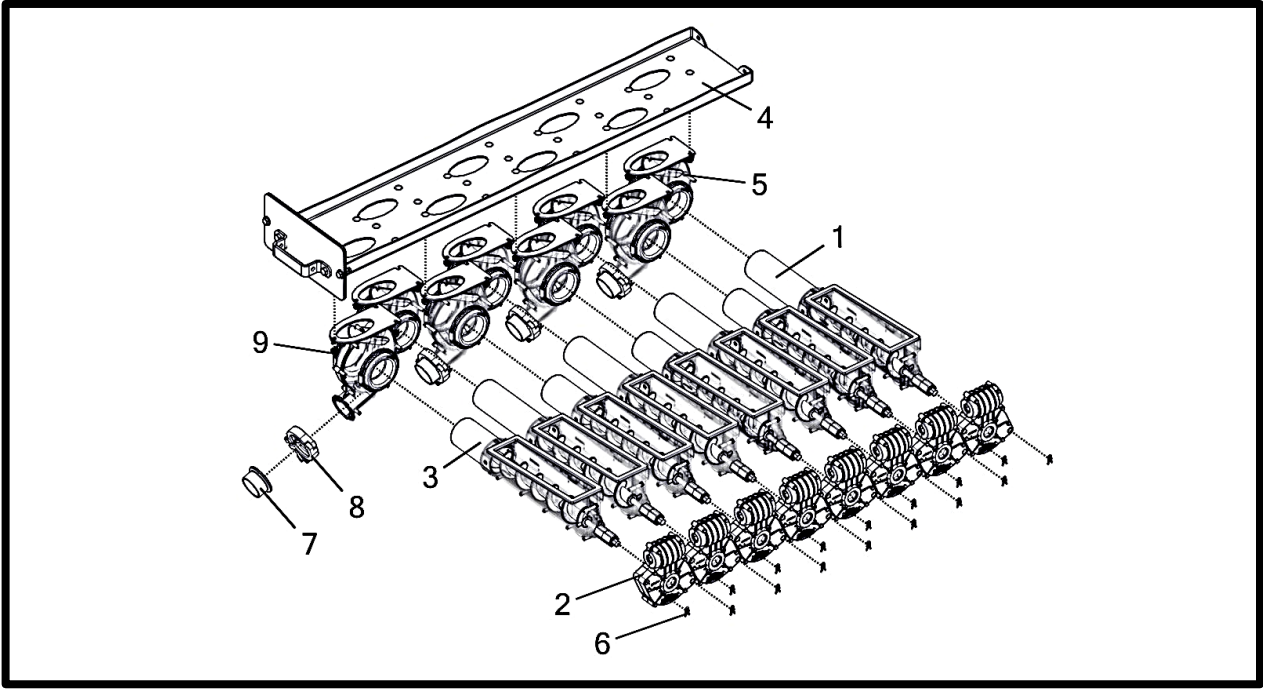
Rigid Ladder Extension

Item No.	Qty	Part Number	Description
		K002352	Kit - 2X08 Platform Ladder Extension
1	2	M003495__	Plate - 2208 Platform Ladder Extender
2	12	P000039	Bolt - 3/8-16 x 1 x 1 Hex (GR 5 M/S FA)
3	12	P000057	Nut - 3/8-16 Hex Nylon Lock (GR 5 M/S FA)
4	1	W002711__	Ladder - 2X08 Platform

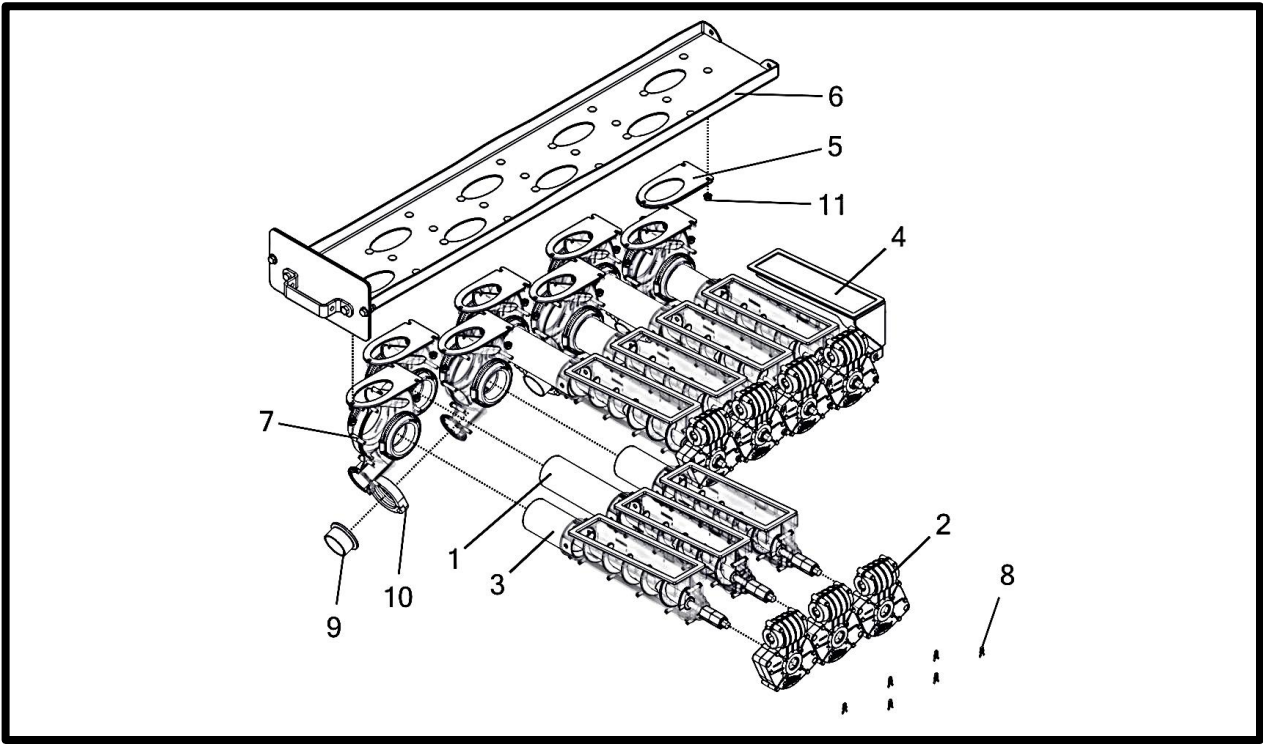


Row Kits

K002349 - Kit - Gen 2 2108 8 Row 1 Bin



K002381 - Kit - Gen 2 2108 7 Row 1 Bin



Row Unit Overview

K002349 - Kit - Gen 2 2108 8 Row 1 Bin

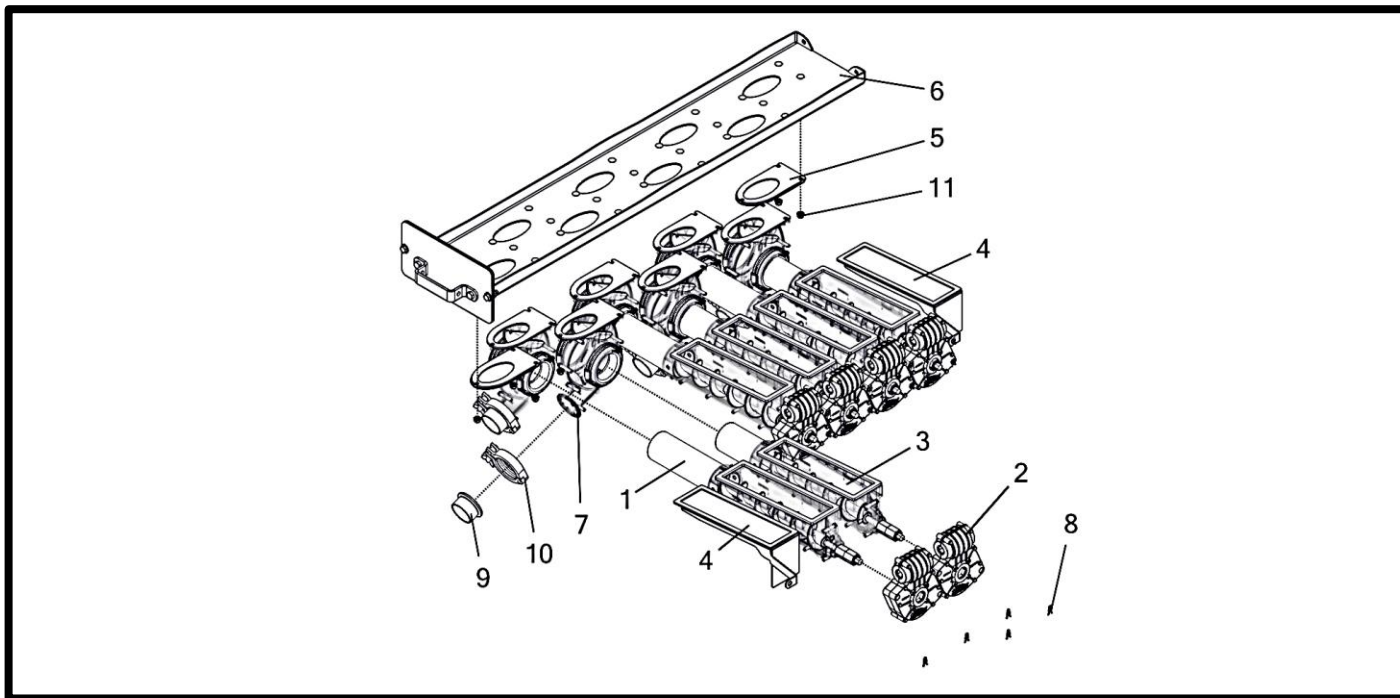
Item No.	Qty	Part Number	Description
		K002349	Kit - Gen 2 2108 8 Row 1 Bin
1	4	A002000	Cartridge - Gen 2 2" x 20.5" Auger
2	8	A002017	Gear Box - Plastic 5/8 Hex - 7/8 Hex (22/7 Ratio)
3	4	A002025	Cartridge - Gen 2 2" x 17.5" Auger
4	1	A002256	Plenum - Sub-Assembly Tray Gen 2 8 Row (2018+) (Opposite Fan Side)
5	8	A002551	Air Chamber - Gen 2 21XX L/R
6	16	P002009	Retaining Clip - 3/8" x 5/16" x 1"
7	8	P002044	Flange - 2" Sanitary Quick Clamp Tube Adapter
8	8	P002058	Clamp - 2" Sanitary Quick
9	24	P002291	Nut - 1/4-20 Flange Nylon Lock (18-8 S/S FB)

K002381 - Kit - Gen 2 2108 7 Row 1 Bin

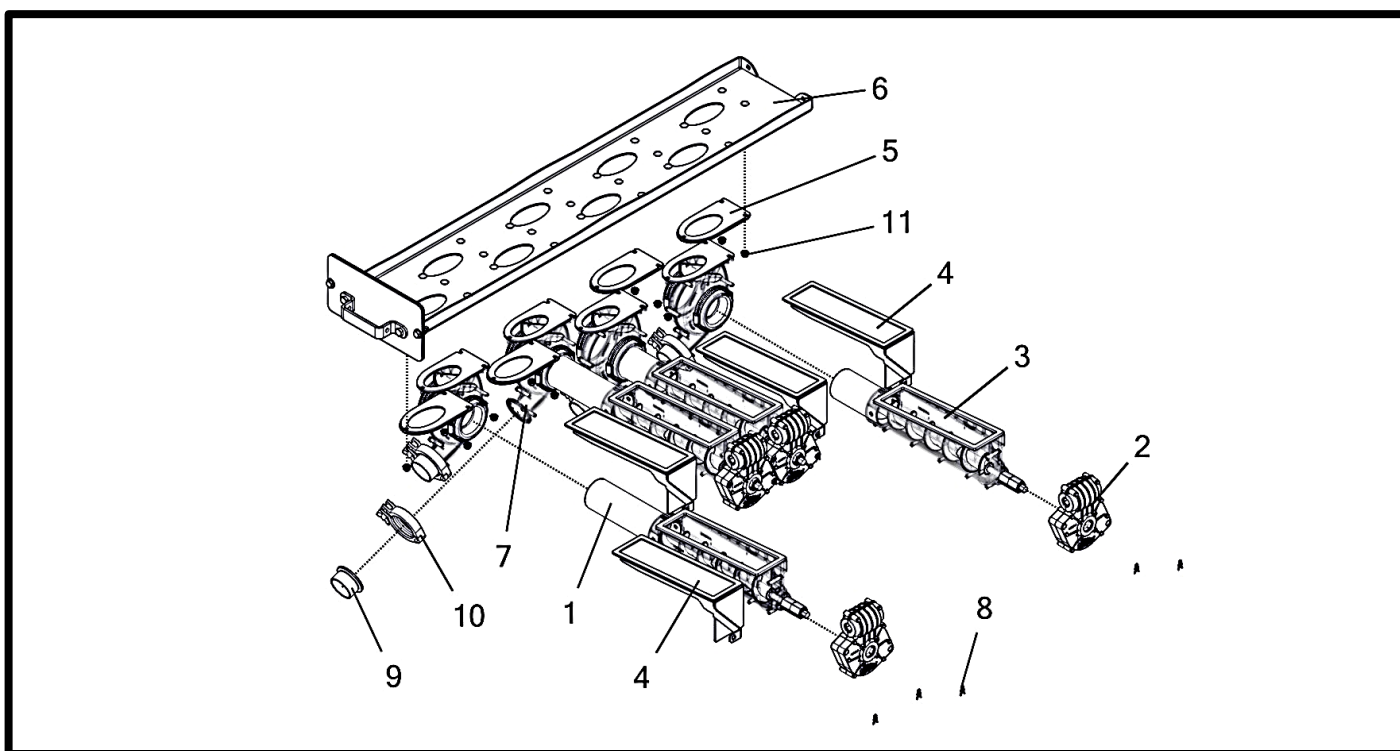
Item No.	Qty	Part Number	Description
		K002381	Kit - Gen 2 2108 7 Row 1 Bin
1	3	A002000	Cartridge - Gen 2 2" x 20.5" Auger
2	7	A002017	Gear Box - Plastic 5/8 Hex - 7/8 Hex (22/7 Ratio)
3	4	A002025	Cartridge - Gen 2 2" x 17.5" Auger
4	1	A002055	Assembly - Cartridge Blank Gen 2
5	1	A002187	Assembly - Air Chamber Blank Gen 2
6	1	A002256	Plenum - Sub-Assembly Tray Gen 2 8 Row (2018+) (Opposite Fan Side)
7	7	A002551	Air Chamber - Gen 2 21XX L/R
8	15	P002009	Retaining Clip - 3/8" x 5/16" x 1"
9	6	P002044	Flange - 2" Sanitary Quick Clamp Tube Adapter
10	6	P002058	Clamp - 2" Sanitary Quick
11	24	P002291	Nut - 1/4-20 Flange Nylon Lock (18-8 S/S FB)

Row Kits

K002372 - Kit - Gen 2 2108 6 Row 1 Bin



K002373 - Kit - Gen 2 2108 4 Row 1 Bin



Row Unit Overview

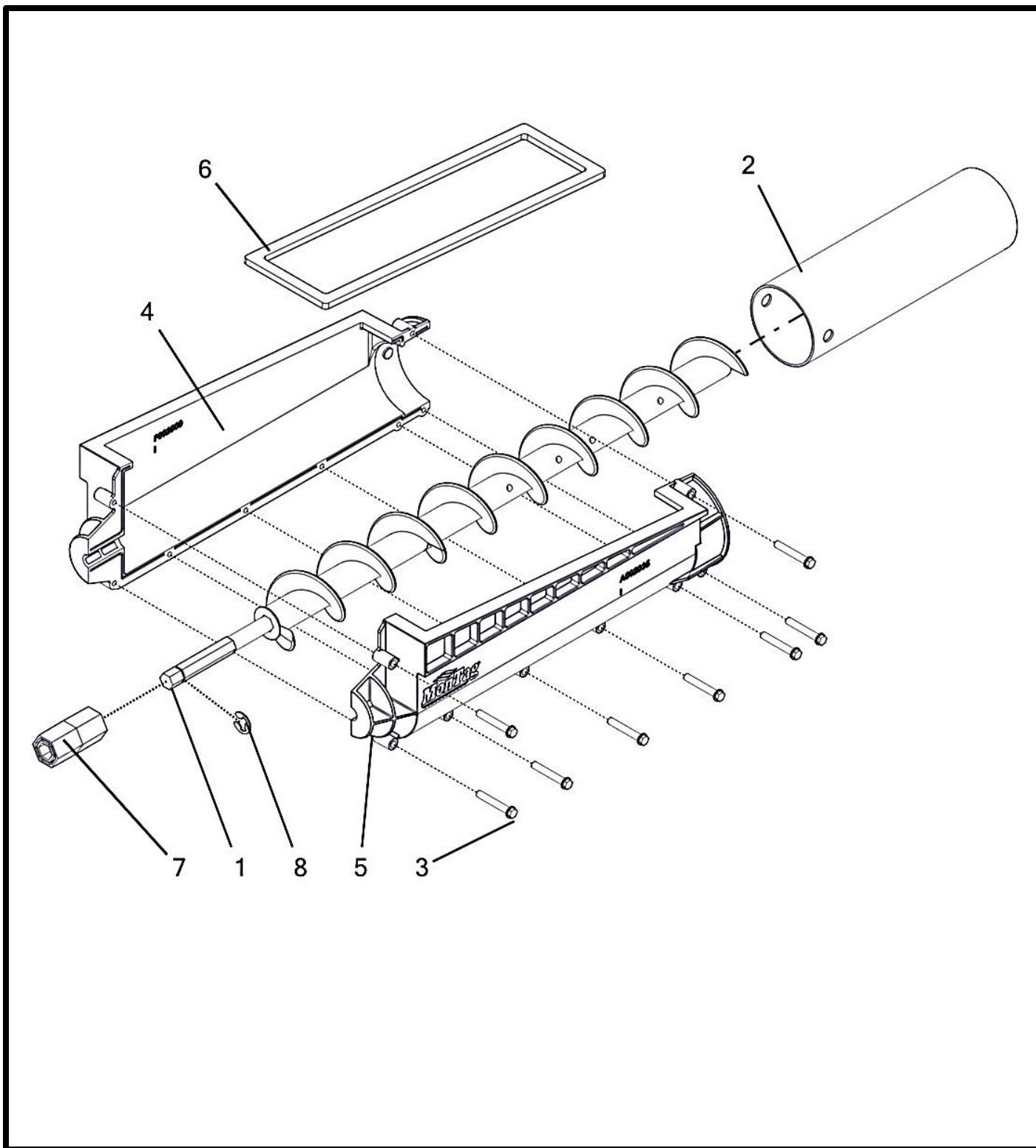
K002372 - Kit - Gen 2 2108 6 Row 1 Bin

Item No.	Qty	Part Number	Description
		K002372	Kit - Gen 2 2108 6 Row 1 Bin
1	3	A002000	Cartridge - Gen 2 2" x 20.5" Auger
2	6	A002017	Gear Box - Plastic 5/8 Hex - 7/8 Hex (22/7 Ratio)
3	3	A002025	Cartridge - Gen 2 2" x 17.5" Auger
4	2	A002055	Assembly - Cartridge Blank Gen 2
5	2	A002187	Assembly - Air Chamber Blank Gen 2
6	1	A002256	Plenum - Sub-Assembly Tray Gen 2 8 Row (2018+) (Opposite Fan Side)
7	6	A002551	Air Chamber - Gen 2 21XX L/R
8	14	P002009	Retaining Clip - 3/8" x 5/16" x 1"
9	6	P002044	Flange - 2" Sanitary Quick Clamp Tube Adapter
10	6	P002058	Clamp - 2" Sanitary Quick
11	24	P002291	Nut - 1/4-20 Flange Nylon Lock (18-8 S/S FB)

K002373 - Kit - Gen 2 2108 4 Row 1 Bin

Item No.	Qty	Part Number	Description
		K002373	Kit - Gen 2 2108 4 Row 1 Bin
1	2	A002000	Cartridge - Gen 2 2" x 20.5" Auger
2	4	A002017	Gear Box - Plastic 5/8 Hex - 7/8 Hex (22/7 Ratio)
3	2	A002025	Cartridge - Gen 2 2" x 17.5" Auger
4	4	A002055	Assembly - Cartridge Blank Gen 2
5	4	A002187	Assembly - Air Chamber Blank Gen 2
6	1	A002256	Plenum - Sub-Assembly Tray Gen 2 8 Row (2018+) (Opposite Fan Side)
7	4	A002551	Air Chamber - Gen 2 21XX L/R
8	12	P002009	Retaining Clip - 3/8" x 5/16" x 1"
9	4	P002044	Flange - 2" Sanitary Quick Clamp Tube Adapter
10	4	P002058	Clamp - 2" Sanitary Quick
11	24	P002291	Nut - 1/4-20 Flange Nylon Lock (18-8 S/S FB)

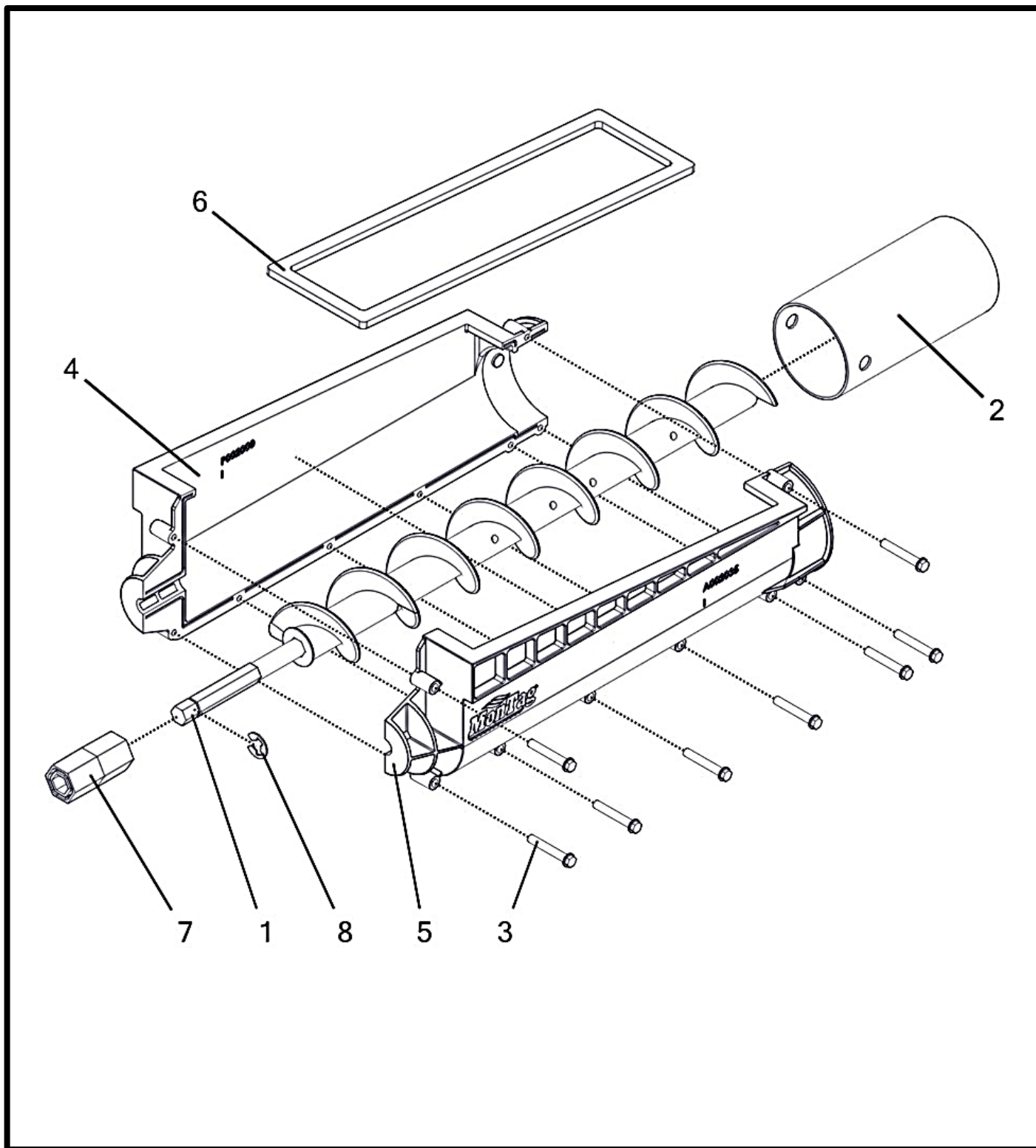
Cartridge - Long



Cartridge - Long

Item No.	Qty	Part Number	Description
		A002000	Cartridge - Gen 2 2" x 20.5" Auger
1	1	A002023	Auger - 2" x 18" Flighting
2	1	M002000	Tube - 8" S/S Cartridge
3	8	P000754	Screw - #10-16 x 1-2/5" Hex Washer Head Hi-Low S/S
4	1	P002000	Cartridge - Molded 2" Plastic Finned Auger (Left)
5	1	P002001	Cartridge - Molded 2" Plastic Finned Auger (Right)
6	1	P002006	Gasket - Gen 2 Cartridge
7	1	P002033	Coupler - Plastic 7/8in to 7/16in Shear Hex
8	1	P002215	Retainer - 3/8" E-Clip

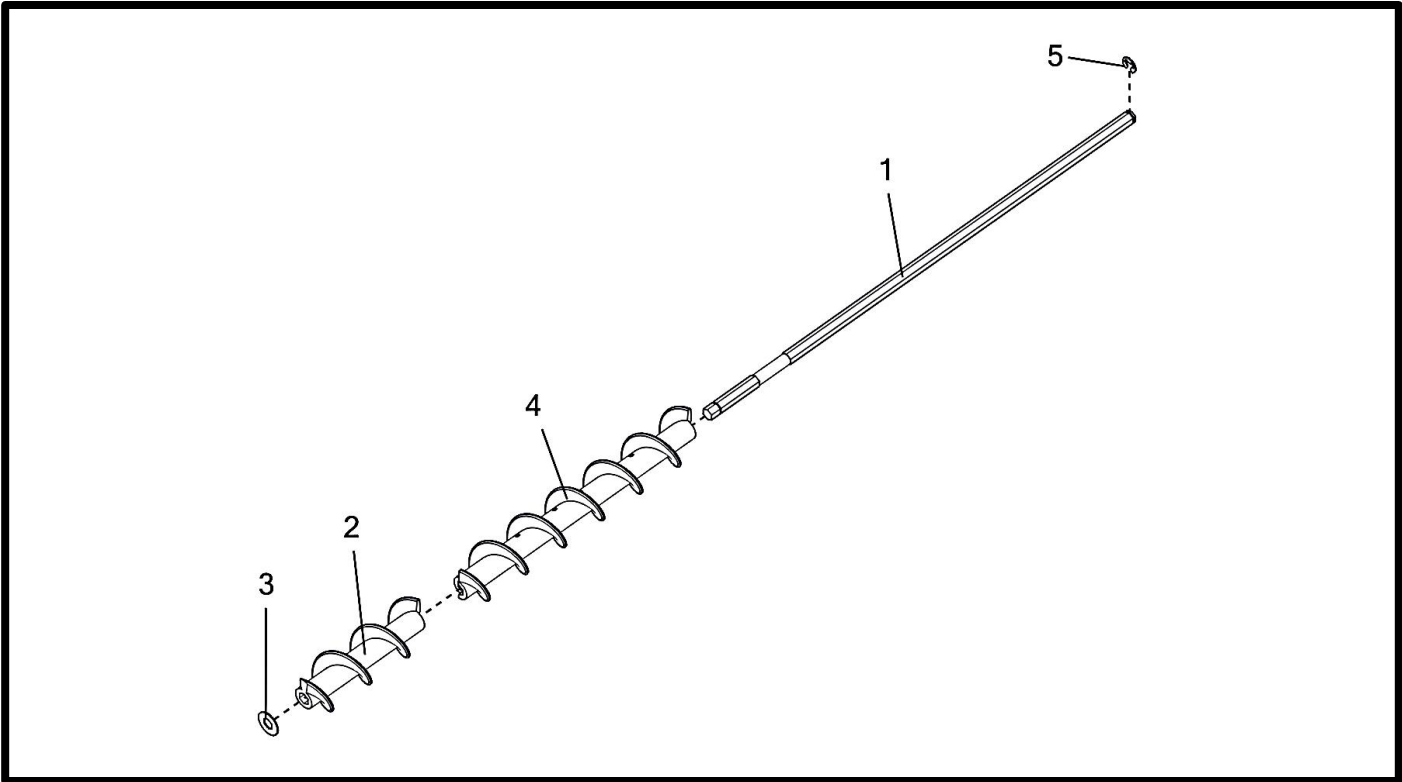
Cartridge - Short



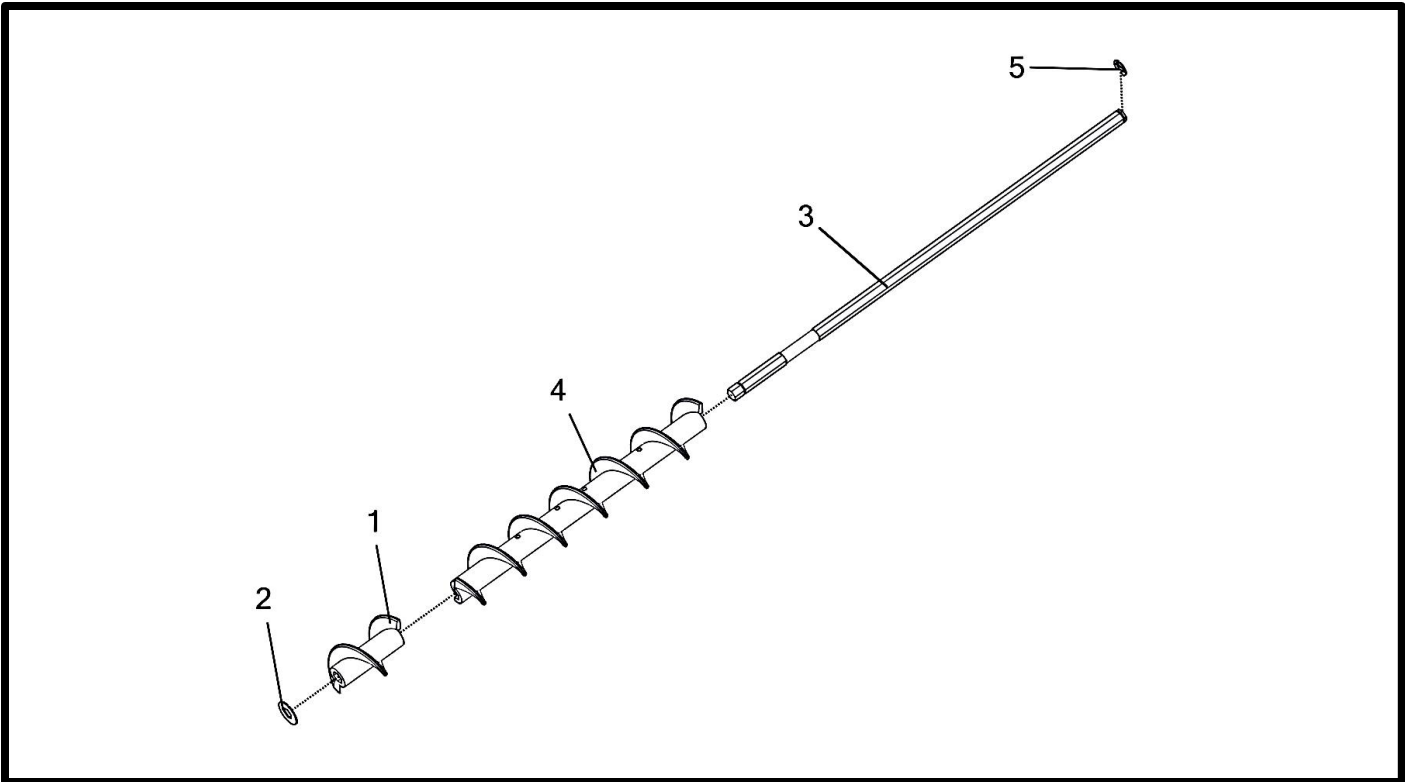
Cartridge - Short

Item No.	Qty.	Part Number	Description
		A002025	Cartridge - Gen 2 2" x 17.5" Auger
1	1	A002026	Auger - 2" x 15" Flighting
2	1	M002190	Tube - 5" S/S Cartridge
3	8	P000754	Screw - #10-16 x 1-1/4" Hex Washer Head Hi-Low S/S
4	1	P002000	Side - Gen 2 2" Auger Cartridge (Left)
5	1	P002001	Side - Gen 2 2" Auger Cartridge (Right)
6	1	P002006	Gasket - Gen 2 Cartridge (.1875)
7	1	P002033	Coupler - 7/8" to 7/16" Shear Hex
8	1	P002215	Retainer - 3/8" E-Clip

Auger - Long



Auger - Short



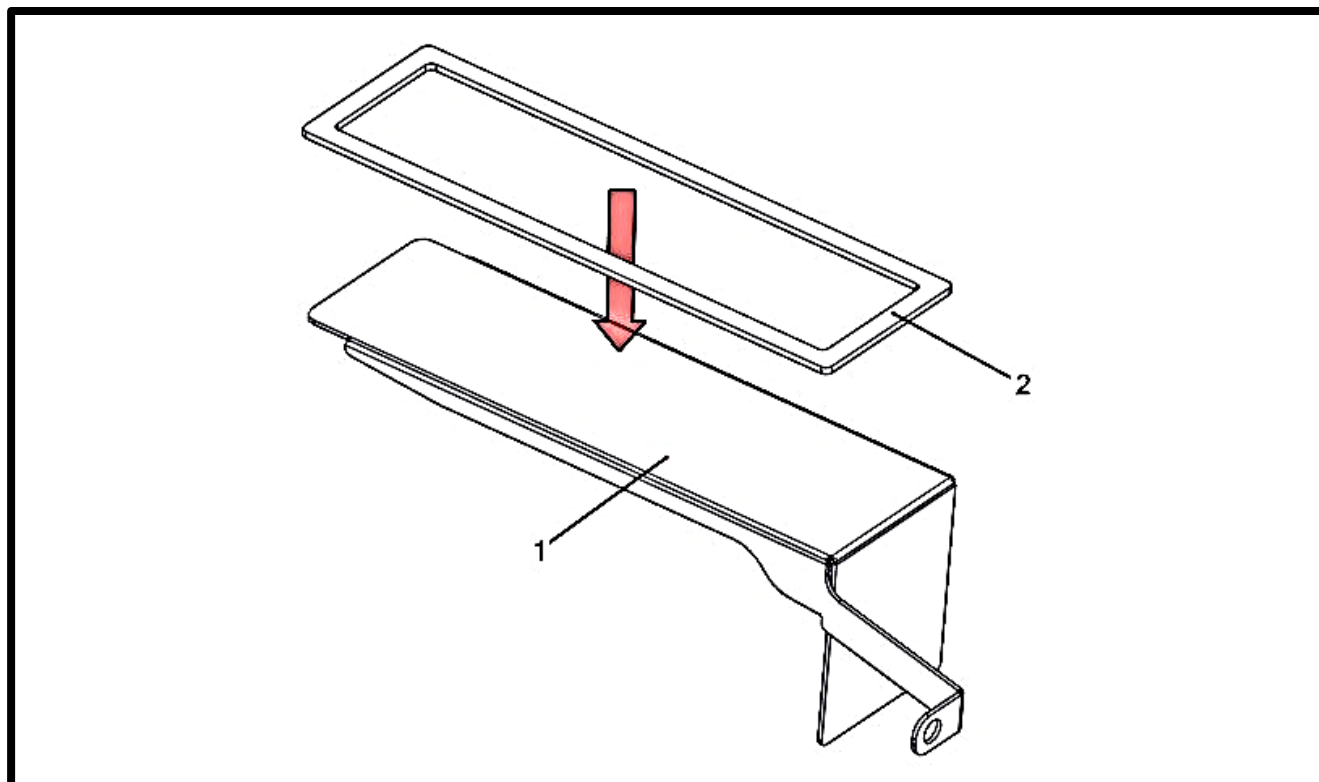
Auger - Long

Item No.	Qty.	Part Number	Description
		A002023	Auger - 2" x 18" Flighting
1	1	M002035	Shaft - 7/16" Hex Auger Shaft (Long)
2	1	M002036	Flighting - 2" O.D. x 2" Pitch x 6" Auger
3	1	M002185	Washer - Cartridge 7/16" Hex
4	1	P000739	Flighting - 2" O.D. x 2" Pitch x 12" Auger
5	1	P002215	Retainer - 3/8" E-Clip

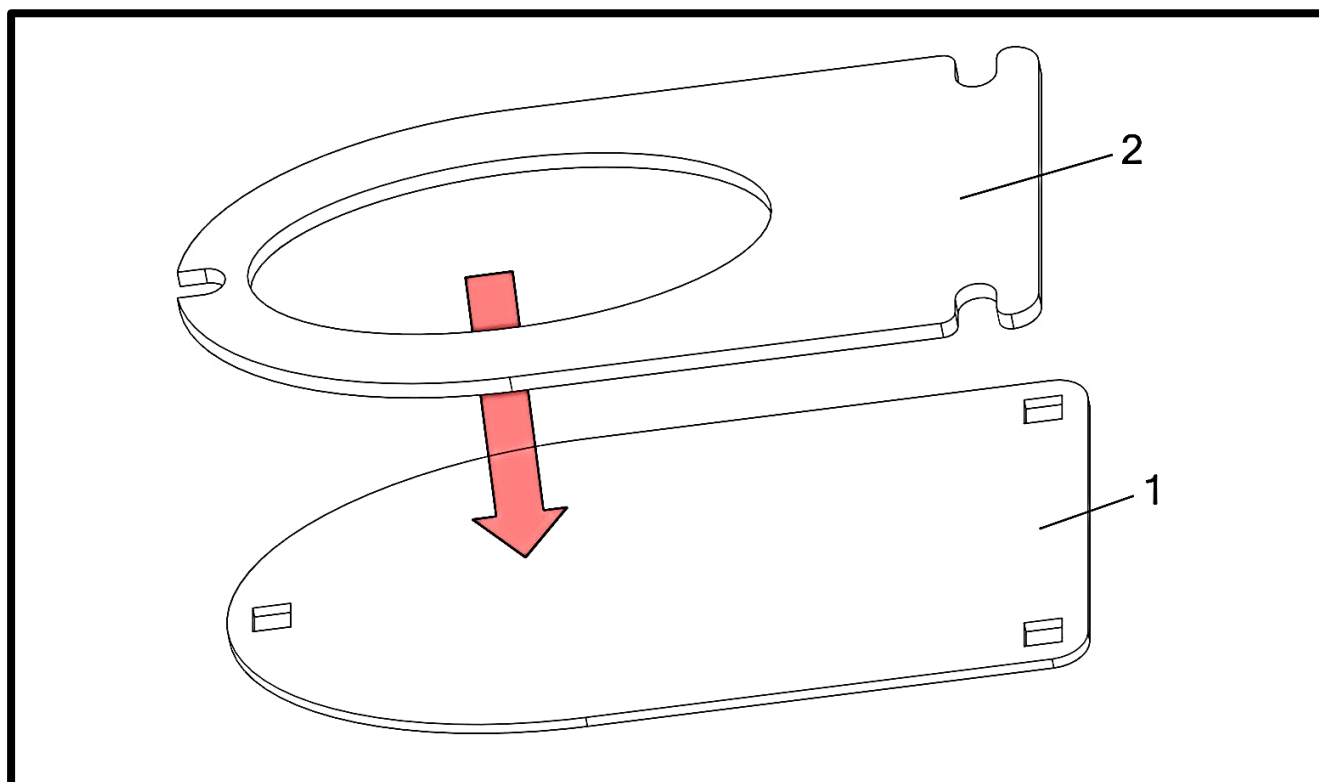
Auger - Short

Item No.	Qty.	Part Number	Description
		A002026	Auger - 2" x 15" Flighting
1	1	M002037	Flighting - 2" OD x 2" Pitch x 3" Auger
2	1	M002185	Washer - Cartridge 7/16" Hex
3	1	M002191	Shaft - 7/16" Hex Auger Shaft (Short)
4	1	P000739	Flighting - 2" O.D. x 2" Pitch x 12" Auger
5	1	P002215	Retainer - 3/8" E-Clip

Cartridge - Blank



Air Chamber - Blank



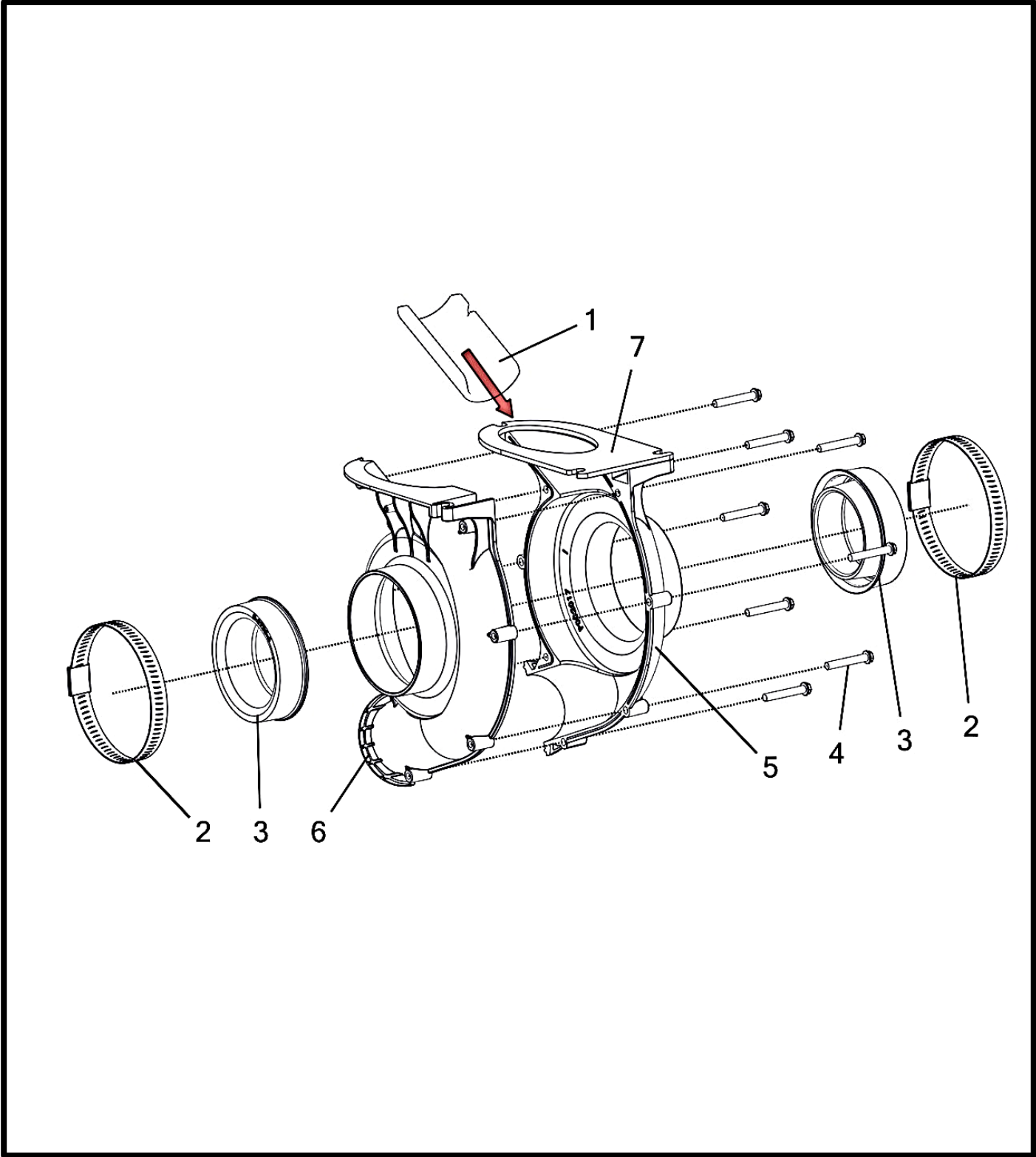
Cartridge - Blank

Item No.	Qty.	Part Number	Description
		A002055	Assembly - Cartridge Blank Gen 2
1	1	M002192	Blank - Formed Cartridge
2	1	P002077	Gasket - Gen 2 Cartridge (.125)

Air Chamber - Blank

Part No.	Qty.	Part Number	Description
		A002187	Assembly - Air Chamber Blank Gen 2
1	1	M002244	Plate - Air Chamber Cover
2	1	P002047	Gasket - Air Chamber Mounting

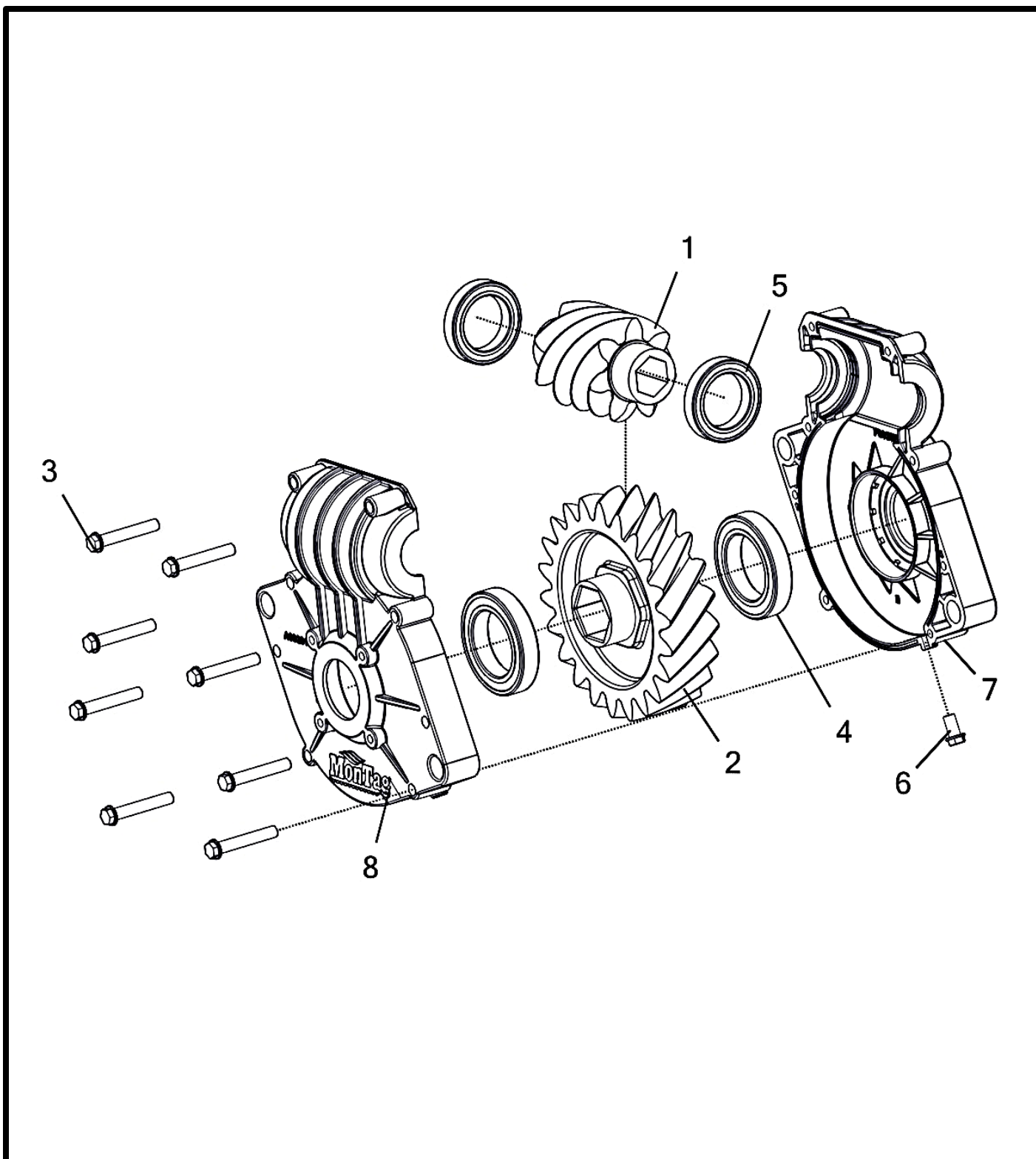
Air Chamber Assembly



Air Chamber Assembly

Item No.	Qty.	Part Number	Description
		A002014	Air Chamber - Gen 2 Bolt-On
1	1	M002314	Orifice - Air Chamber Insert (3-Bolt Air Chamber)
2	2	P000239	Hose Clamp - 2-1/2"-3" S/S
3	2	P000738	Gasket - Air Chamber to Cartridge
4	8	P000754	Screw - #10-16 x 1-1/4" Hex Washer Head Hi-Low S/S
5	1	P002017	Side - 2" Carriage 3 Bolt Mount Plastic Air Chamber Right
6	1	P002040	Side - 2" Carriage 3 Bolt Mount Plastic Air Chamber Left
7	1	P002047	Gasket - Air Chamber Mounting

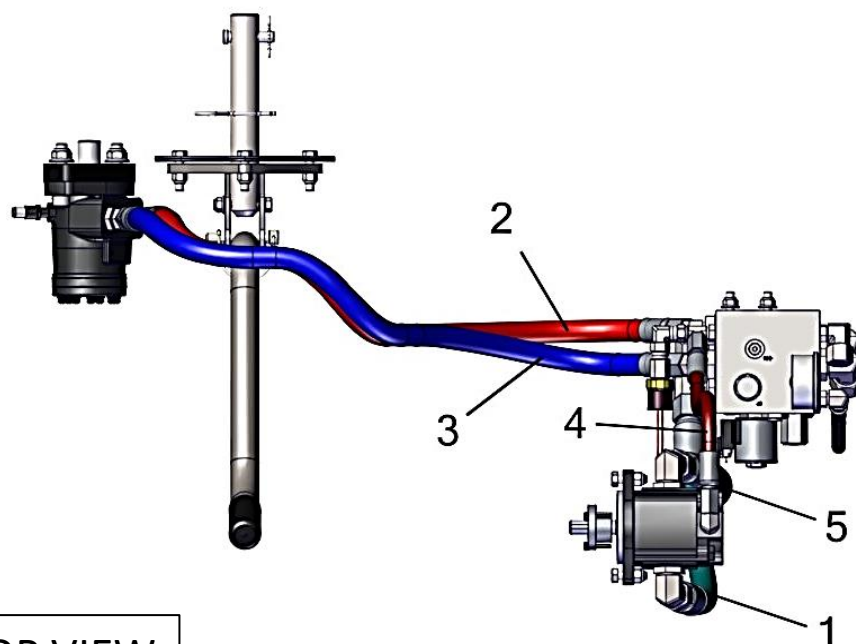
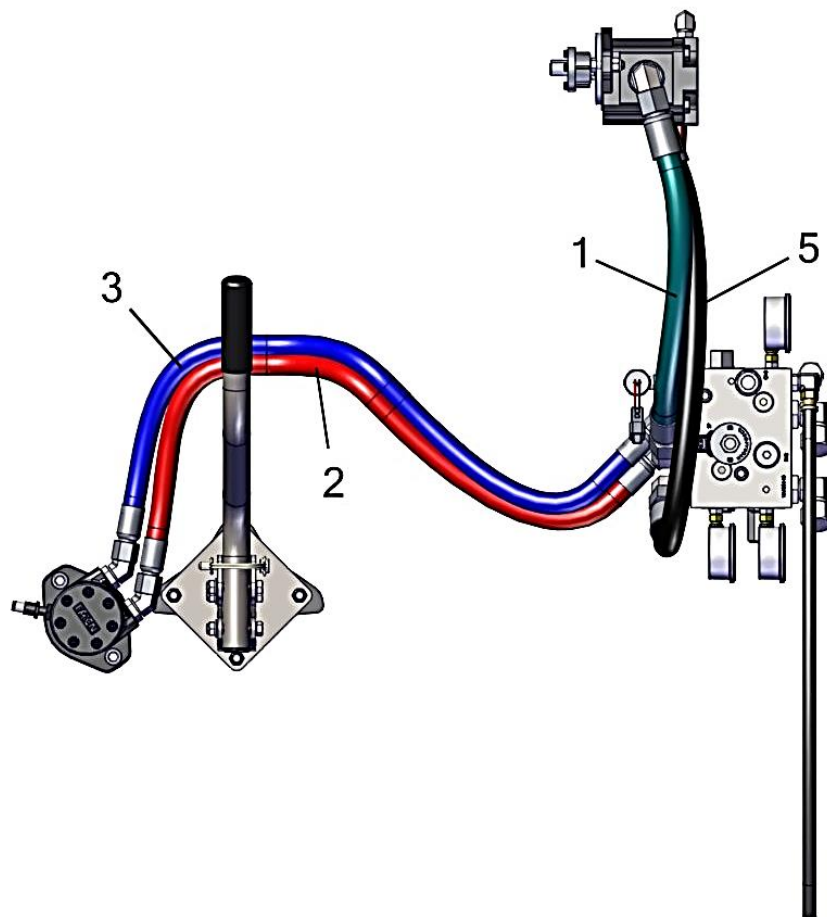
Gear Box Assembly



Gear Box Assembly

Item No.	Qty	Part Number	Description
		A002017	Gear Box - Plastic 5/8 Hex - 7/8 Hex (22/7 Ratio)
1	1	P000733	Gear - Plastic 7 Tooth 5/8" Hex Driver
2	1	P000734	Gear - Plastic 22 Tooth 7/8" Hex Driven
3	8	P000754	Screw - #10-16 x 1-2/5" Hex Washer Head Hi-Low S/S
4	2	P000760	Bearing - 30 x 47 x 9 mm Radial Ball (S/S Double Contact Seal)
5	2	P000761	Bearing - 25 x 37 x 7 mm Radial Ball (S/S - Double Contact Seals)
6	1	P000879	Screw - #10-16 x 3/8" Hex Washer Head Hi-Low S/S
7	1	P002032	Housing - Plastic Gear Box 22:7 (Right) w/ Drain
8	1	P002039	Housing - Plastic Gear Box 22:7 (Left) w/ Drain


FAN END



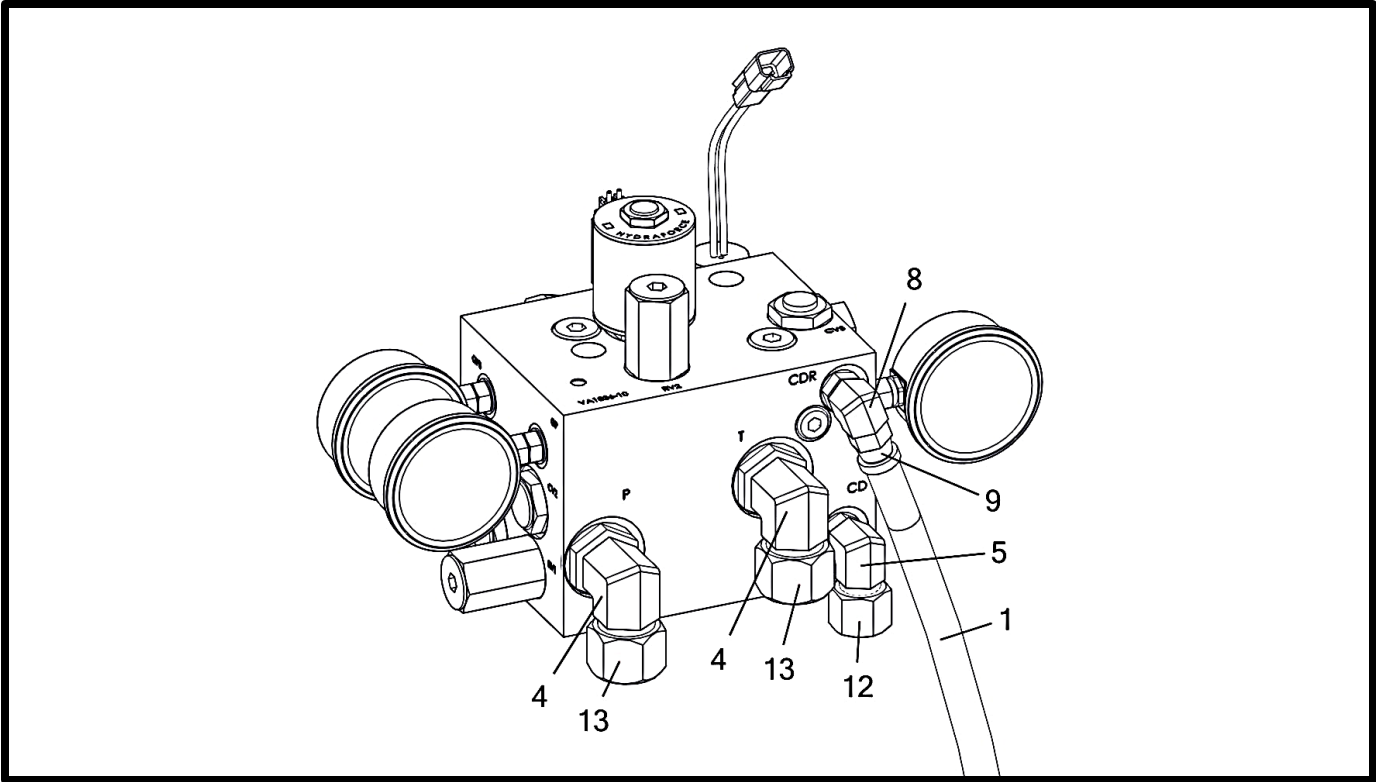
FAN END TOP VIEW

Hydraulics - 1 Product 1 Section Gen 2 2108 Hydraulic (Base)

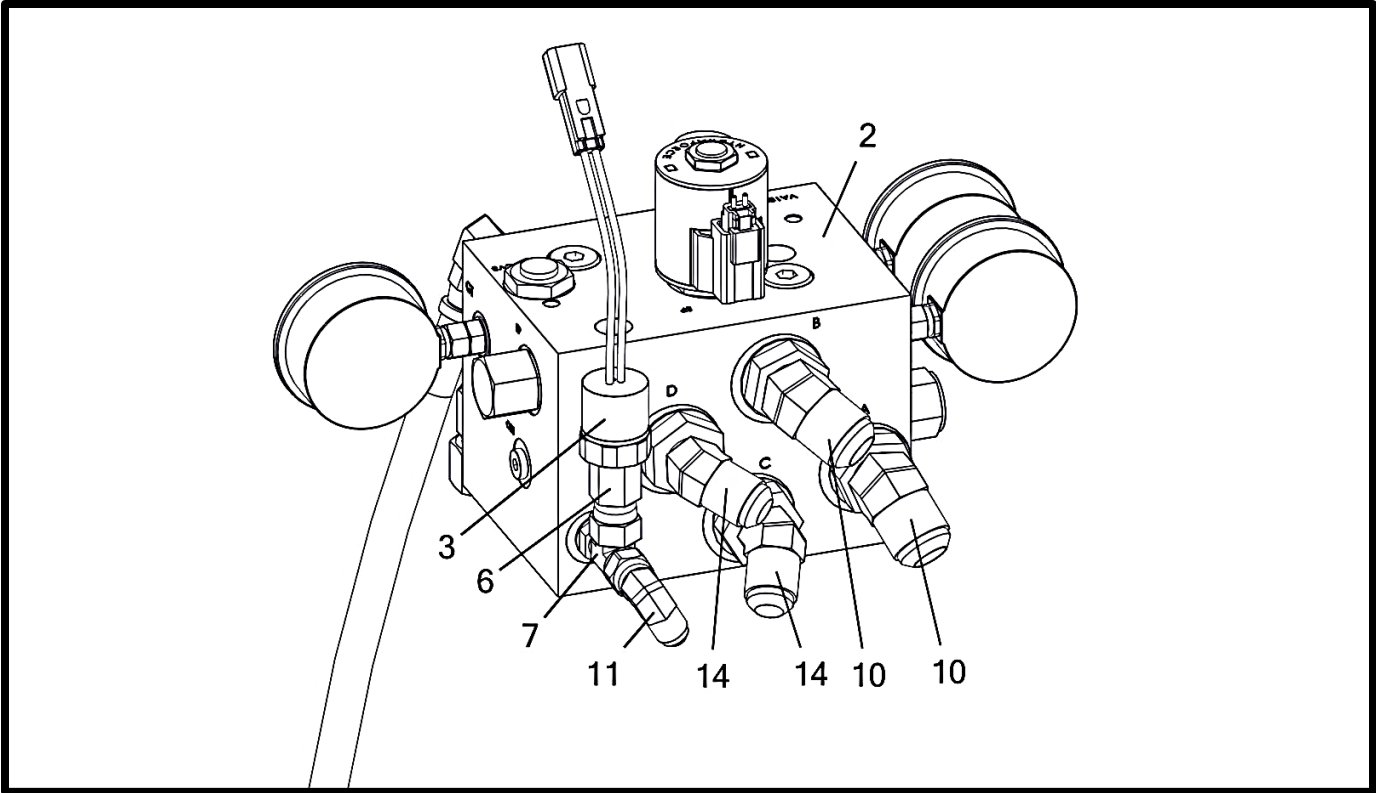
Item No.	Qty	Part Number	Description
		K002356	1 Product 1 Section Gen 2 2108 Hydraulic (Base)
1	1	P002236	Hose - Hyd - 3/4" x 20" (#12 F JIC x #12 F JIC)
2	1	P002422	Hose - Hyd - 1/2" x 48" (#10 F JIC x #10 F JIC)
3	1	P002422	Hose - Hyd - 1/2" x 48" (#10 F JIC x #10 F JIC)
4	1	P002605	Hose - Hyd - 3/8" x 22" (#6 F JIC x #6 F JIC)
5	1	P003059	Hose - Hyd - 3/4" x 36" (#12 F JIC x #12 F JIC)



Hydraulic Block - 1 Product Mechanical Slidegate - Front View



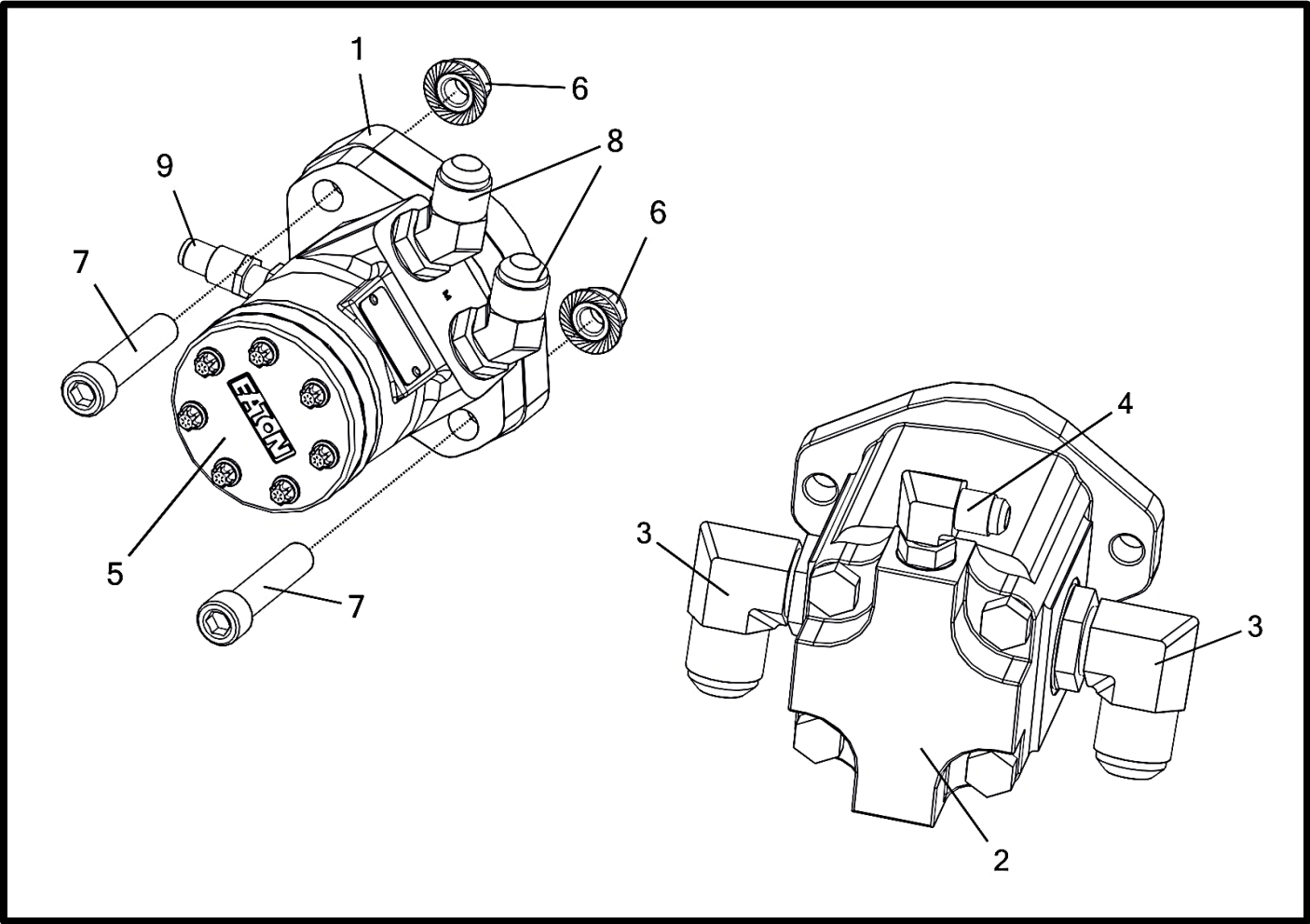
Hydraulic Block - 1 Product Mechanical Slidegate - Rear View



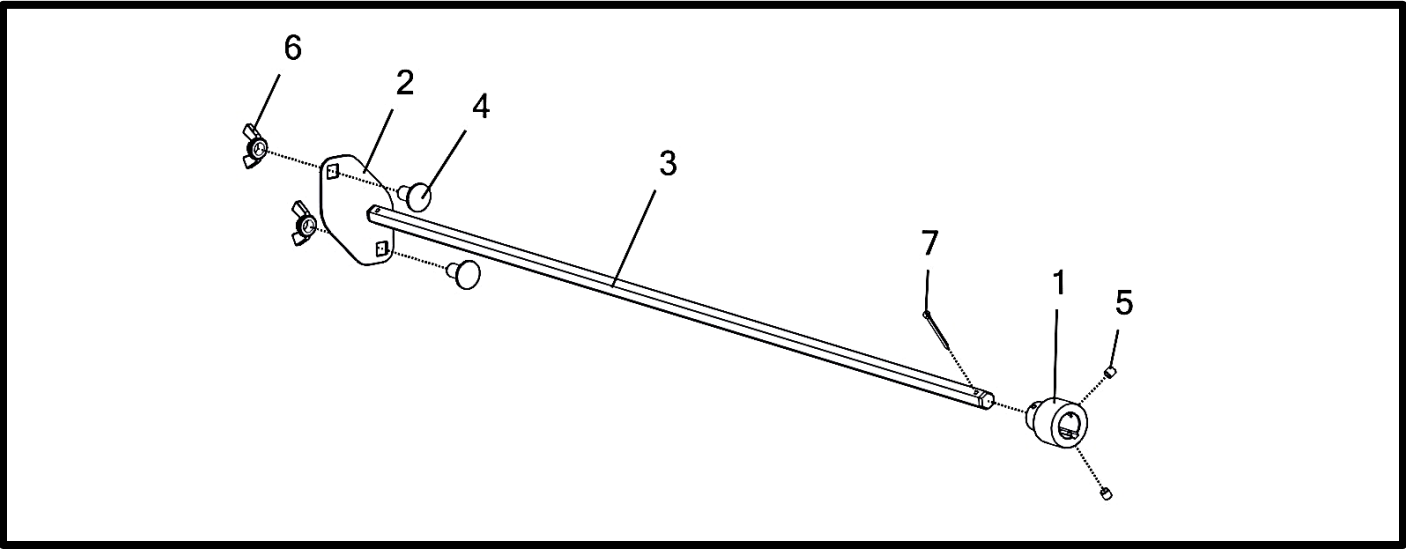
Hydraulic Block - 1 Product Mechanical Slidegate

Item No.	Qty	Part Number	Description
1	1	M001042	Hose - Manifold Case Drain Bypass
2	1	P000352	Manifold - Hydraulic Control (REV B)
3	1	P000378	Switch - Hyd Pressure Sensor (15-35 PSI) (Case Drain)
4	2	P000385	Fitting - Hyd - #12 M JIC x #12 M O-Ring Elbow 90 (6801-12-12)
		P002585	O-Ring - #12 Buna (4000-12)
5	1	P000386	Fitting - Hyd - #6 M O-Ring x #8 M JIC Elbow 90 (6801-08-06)
		P002582	O-Ring - #6 Buna (4000-06)
6	1	P000388	Fitting - Hyd - #6 F JIC x #4 F Pipe Adapter Union (6506-04-06)
7	1	P000389	Fitting - Hyd - 1&3=#6 M JIC, 2=#6 M O-Ring Tee (6804-06-06-06)
		P002582	O-Ring - #6 Buna (4000-06)
8	1	P000390	Fitting - Hyd - #6 M O-Ring x #6 M JIC Elbow 90 (6801-06-06)
		P002582	O-Ring - #6 Buna (4000-06)
9	1	P000391	Fitting - #6 F JIC Adapter to 3/8" Push-Lock Barb (PB-JCFX-0606)
10	2	P002610	Fitting - Hyd - #12 M O-Ring x #12 M JIC Elbow 45
		P002585	O-Ring - #12 Buna (4000-12)
11	1	P002669	Fitting - Hyd - #6 M JIC x #6 F JIC Swivel Elbow 90
12	1	P002703	Fitting - Hyd - #8 F JIC Cap
13	2	P002704	Fitting - Hyd - #12 F JIC Cap
14	2	P002916	Fitting - Hyd - #12 M O-Ring x #10 M JIC Elbow 45
		P002585	O-Ring - #12 Buna (4000-12)

Motors and Drive Components



Drive Components



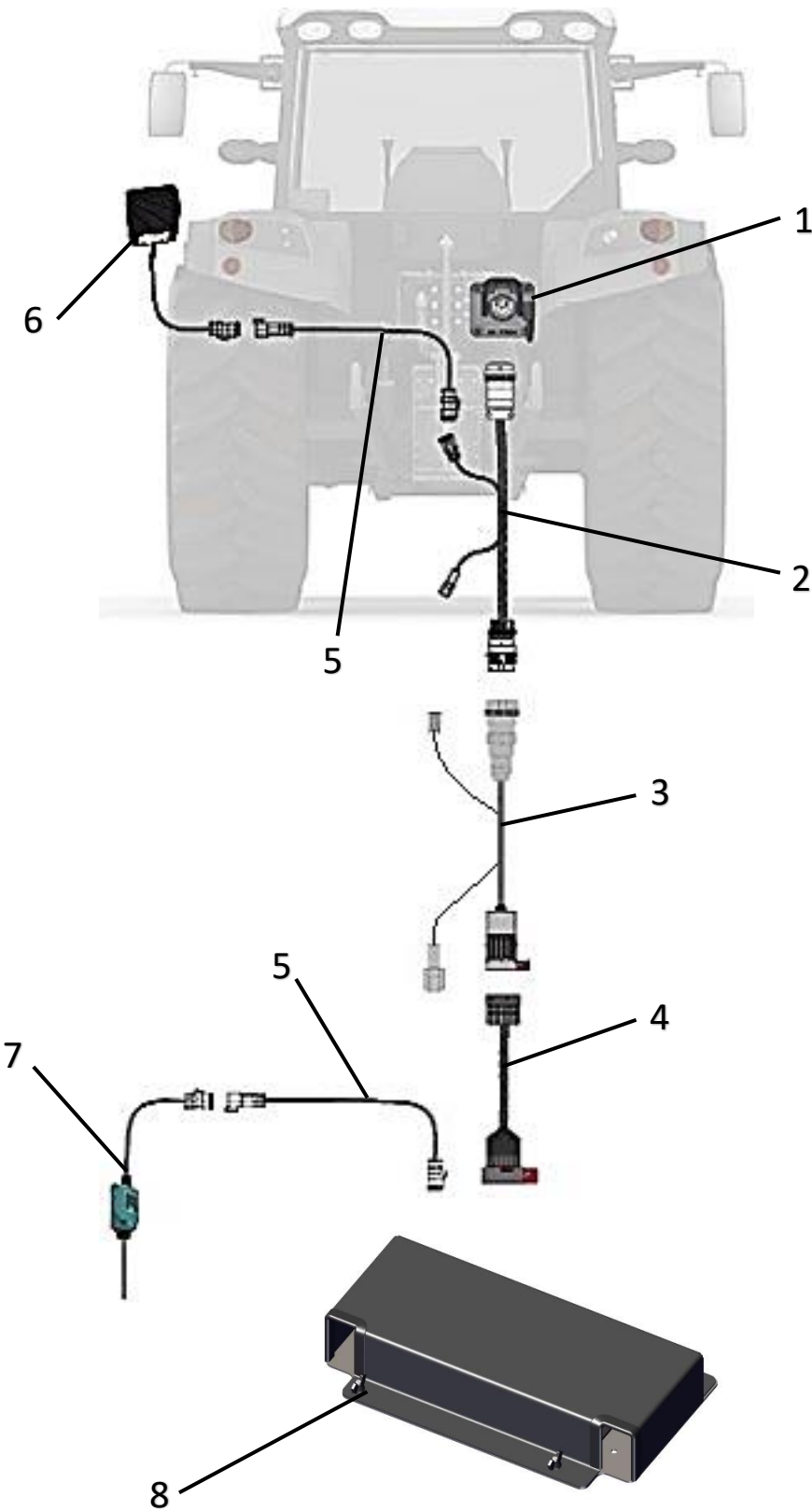
Drive And Fan Motors

Item No.	Qty	Part Number	Description
1	1	M002604__	Plate - Motor Spacer (3/4")
2	1	P000306	Motor - Parker 8 &12 Row Fan (313) 334-9219-313
3	2	P000385	Fitting - Hyd - #12 M JIC x #12 M O-Ring Elbow 90 (6801-12-12)
		P002585	O-Ring - #12 Buna (4000-12)
4	1	P000390	Fitting - Hyd - #6 M O-Ring x #6 M JIC Elbow 90 (6801-06-06)
		P002582	O-Ring - #6 Buna (4000-06)
5	1	P000828	Motor - Hyd. 4.5 CU/IN Char-Lynn w/ Speed Sensor (101-3525-009)
6	2	P002226	Nut - 1/2-13 Flange Nylon Lock (18-8 S/S FB)
7	2	P002235	Bolt - 1/2-13 x 2.25 x 1.25 Socket Head (F593 304 S/S FB)
8	2	P002613	Fitting - Hyd - #10 M O-ring x #10 M JIC Elbow 45
		P002584	O-Ring - #10 Buna (4000-10)
9	1	P000926	Sensor - Char-Lynn Motor Speed Sensor (60 Pulse)

Drive Components

Item No.	Qty	Part Number	Description
1	1	M002152	Coupler - 1" Round w/ Keyway to 5/8" Hex Shaft
2	1	M002272	Plate - Gear Box Drive Shaft Cover Shield
3	1	M002441	Shaft - 5/8" Gen 2 Mini Long Drive"
4	2	P000638	Bolt - 1/2-13 x 1 x 1 Carriage (F593 304 S/S FB)
5	2	P000785	Set Screw - 5/16-18 x 5/16" UNC
6	2	P000911	Nut - 1/2-13 UNC Wing (Nylon)
7	1	P002013	Cotter Pin - 1/8" x 2.64" (S/S)

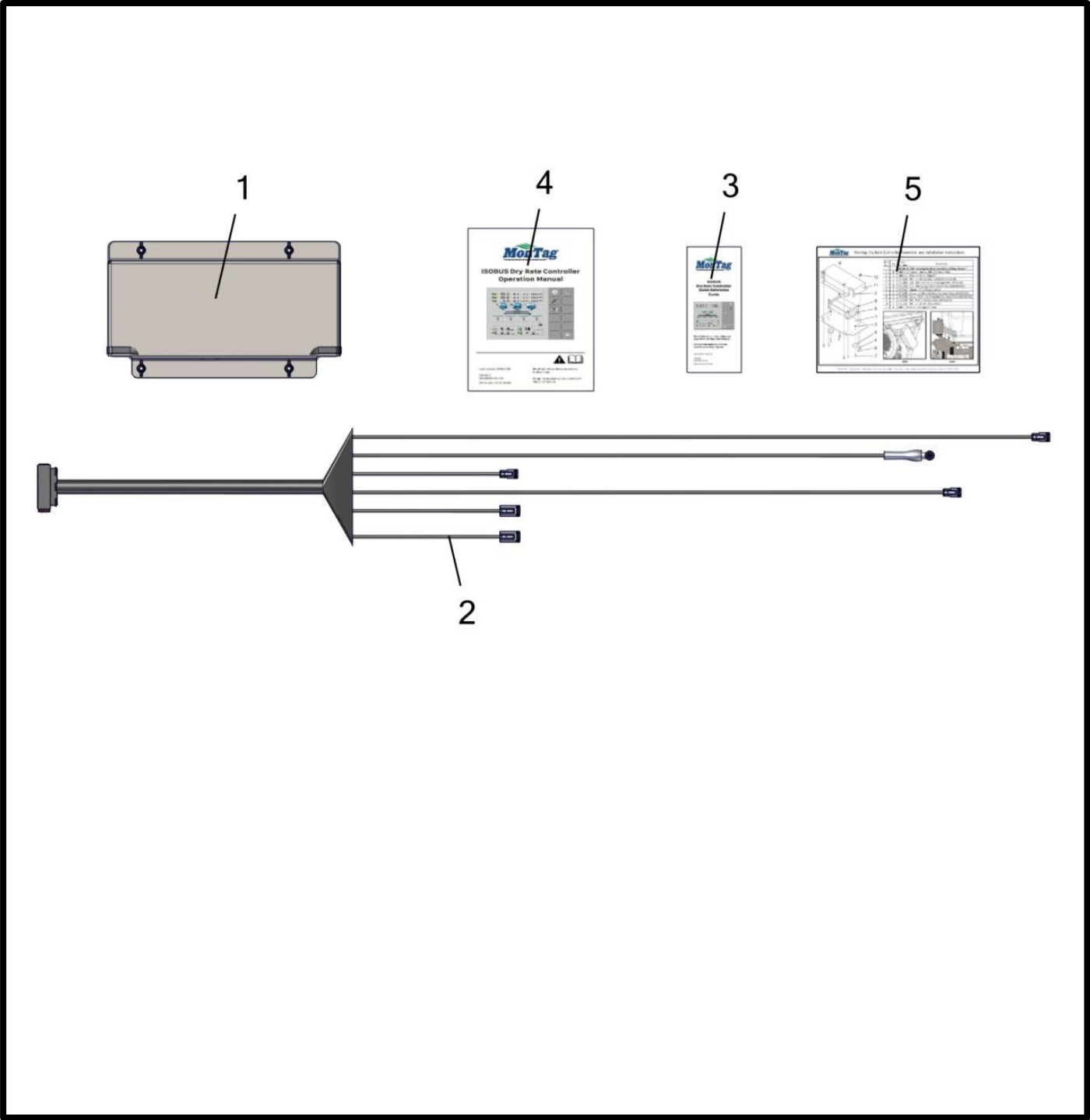
Montag Dry Rate Controller Harness



Montag Dry Rate Controller Harness

ITEM NO.	Description	P/N	Montag P/N
1	Tractor ISO Connection		
2	Harness - ISOBUS To ISOBUS Cable Extension (13')	ME0502040-13	P002423
	Harness - ISOBUS To ISOBUS Cable Extension (28')	ME0502040-28	P002424
	Harness - ISOBUS To ISOBUS Cable Extension (43')	ME0502040-43	P002425
3	Harness - ISOBUS to ECU Cable (13')	ME0502001-13	P002410
	Harness - ISOBUS to ECU Cable (28')	ME0502001-28	P002334
	Harness - ISOBUS to ECU Cable (43')	ME0502001-43	P002395
4	Harness - Main ISOBUS Backbone Extension (13')	ME0502037-13	P002344
	Harness - Main ISOBUS Backbone Extension (28')	ME0502037-28	P002345
	Harness - Main ISOBUS Backbone Extension (43')	ME0502037-43	P002346
5	Harness - Foot Pedal Master Switch Extension (15')	ME052001	P002341
6	Switch - Remote Foot Pedal Master	ME052000	P002340
7	Sensor - Implement Height Switch		K002504
8	Kit - Montag ISO 1 Product RC (2X08) w/ 28' Harness		K002384__
	Kit - Montag ISO 2 Product RC (2X08) w/ 28' Harness		K002385__

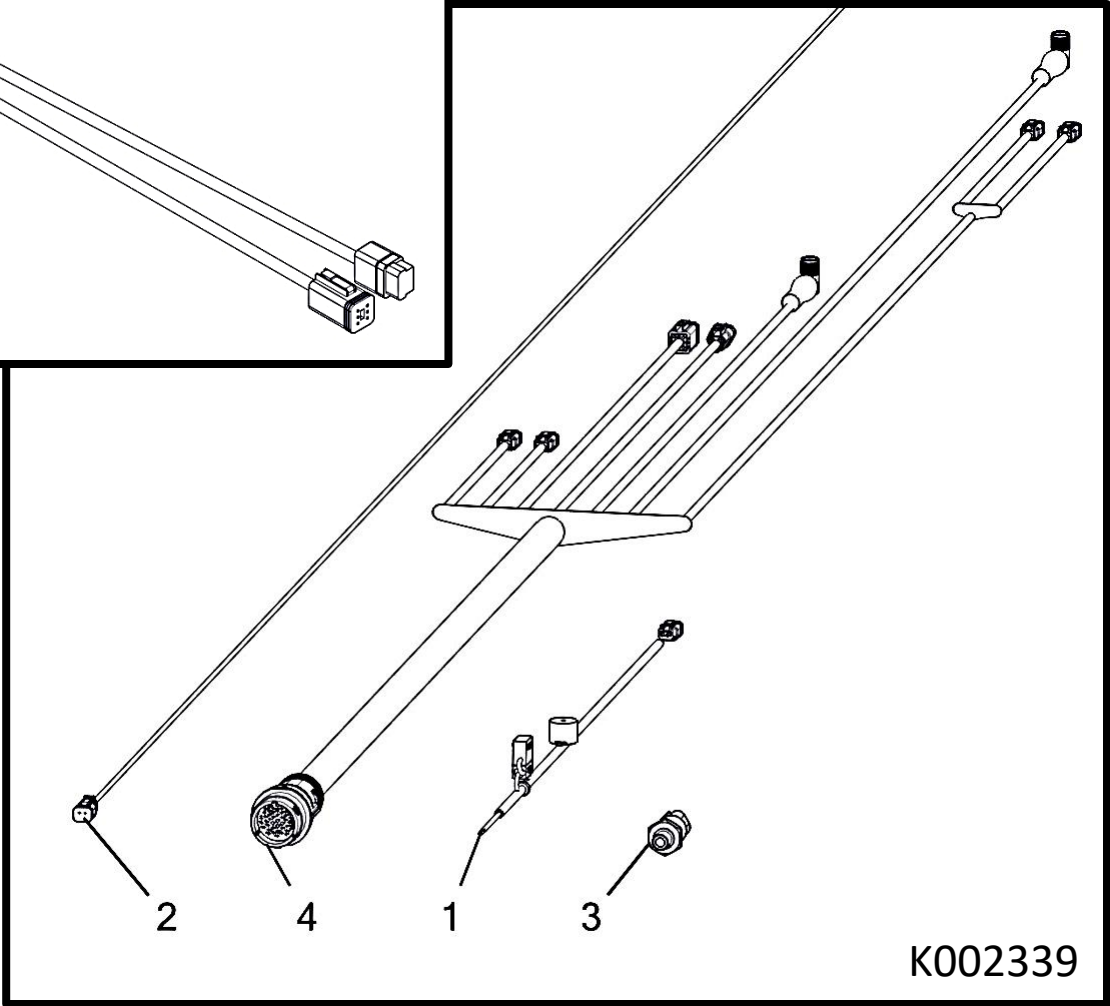
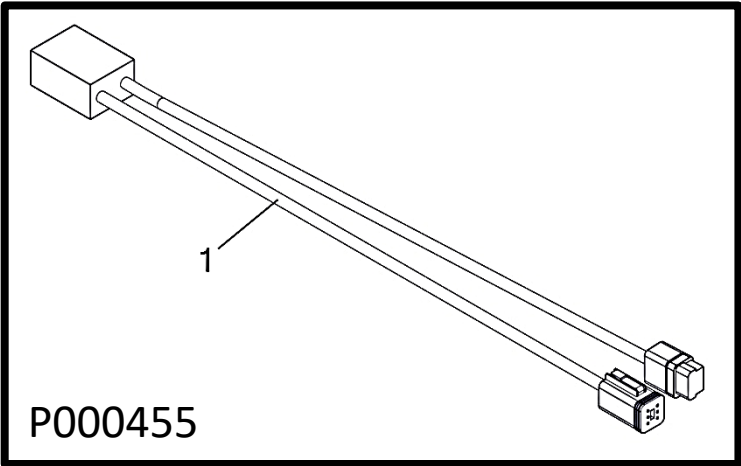
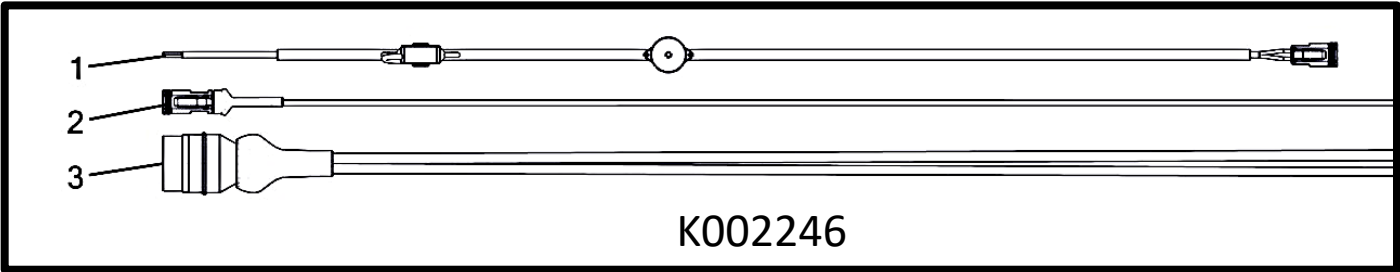
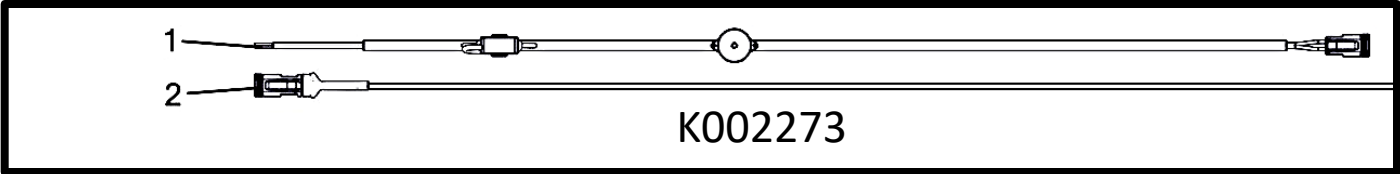
Rate Controller Kit



Rate Controller Kit

Item No.	Qty	Part Number	Description
		K002384__	Kit - Montag ISO 1 Product RC (2X08) w/ 28' Harness
1	1	A002430__	Kit - Montag ISO RC (Base) w/ Mag Mount
3	1	P002957	Document - Montag DRC QR Guide For 2.02.02.00
4	1	P003071	Document - Montag DRC Operation Manual For 02.02.05.00
2	1	P003166	Harness - MDRC ISO 2108/2208 Single Product w/Sections
5	1	P003169	Document - Montag Dry Rate Controller Assembly and Installation Instructions

Harnesses / Kits



Harnesses / Kits

Tech Package - No Controller Harness

Item No.	Qty	Part Number	Description
		K002273	Kit - Tech Pkg, No Controller Harness
1	1	P000374	Wire Harness - Case Drain Pressure Alarm
2	1	P000377	Harness - DT 2 Pin Extension (50')

Tech Package - 37 Pin 1 Section

Item No.	Qty	Part Number	Description
		K002246	Kit - Tech Pkg, 37 Pin 1 Section
1	1	P000374	Wire Harness - Case Drain Pressure Alarm
2	1	P000377	Harness - DT 2 Pin Extension (50')
3	1	P002038	Harness - 37 Pin GreenStar RC (Single Product/Section) (12V Encoder)

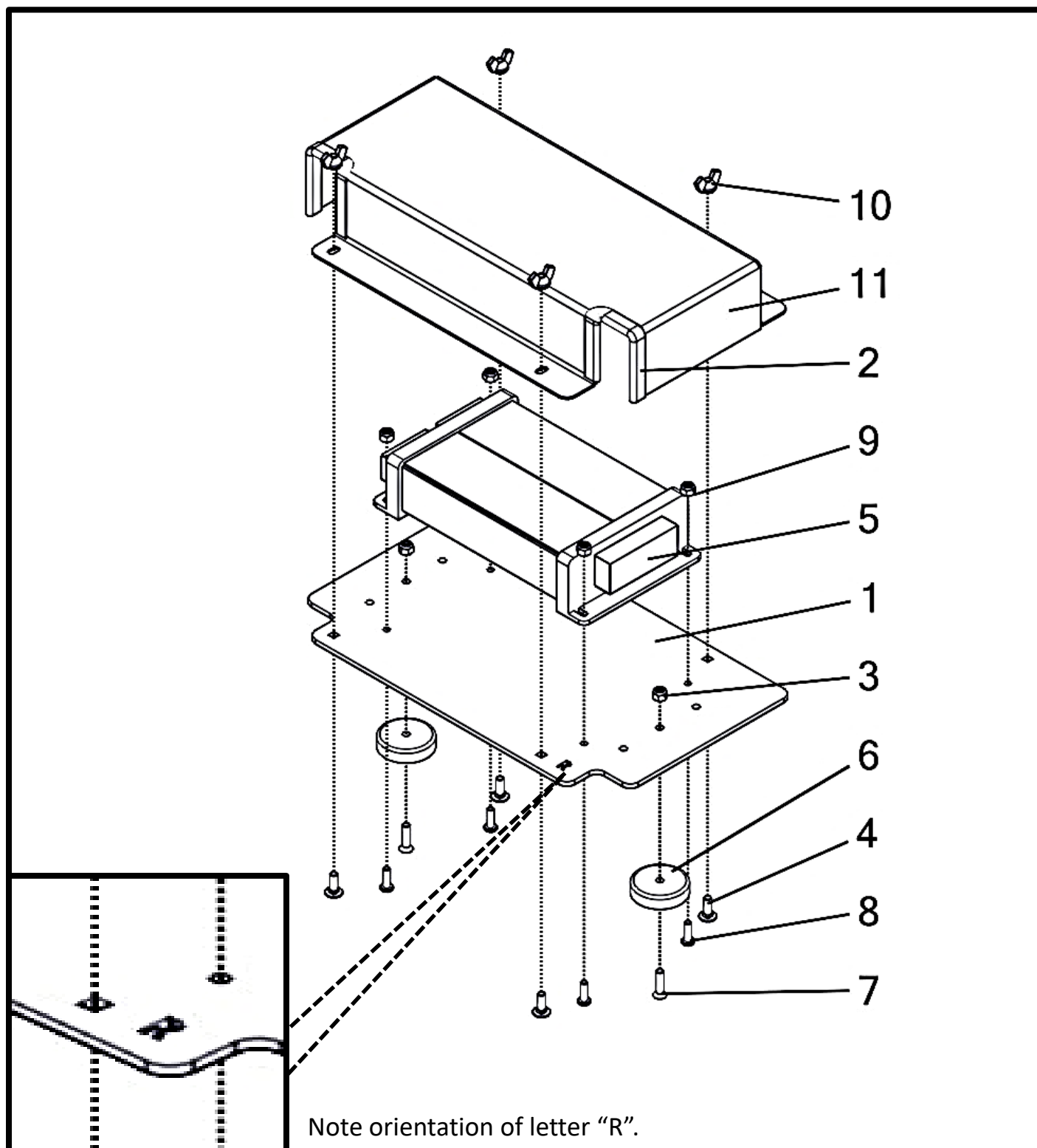
John Deere Dry Rate/ Seed Star ISOBUS

Item No.	Qty	Part Number	Description
1	1	P000455	Harness - John Deere Dry Rate / Seed Star ISOBUS

Tech Package - 47 Pin 1 Section

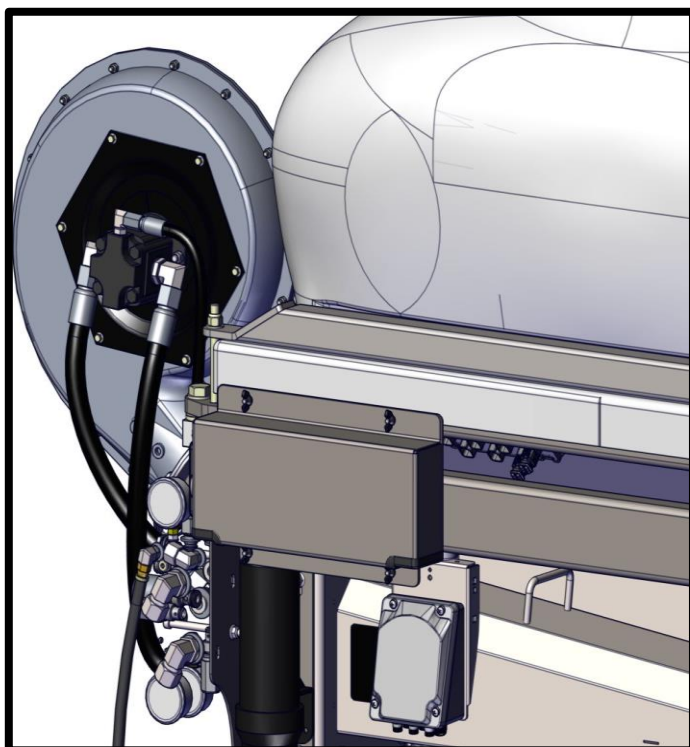
Item No.	Qty	Part Number	Description
		K002339	Kit - Tech Pkg, 47 Pin 1 Section (Gen 2 Only)
1	1	P000374	Wire Harness - Case Drain Pressure Alarm
2	1	P000377	Harness - DT 2 Pin Extension (50')
3	1	P002978	Sensor - Air Pressure 3-Pin (0-5 psi, .5-4.5 Vdc) (1/4 NPT)
4	1	P003041	Harness - 47 Pin JDRC 2000 Gen 2 Product (Dual Product/Section)

ECU - Mount and Enclosure

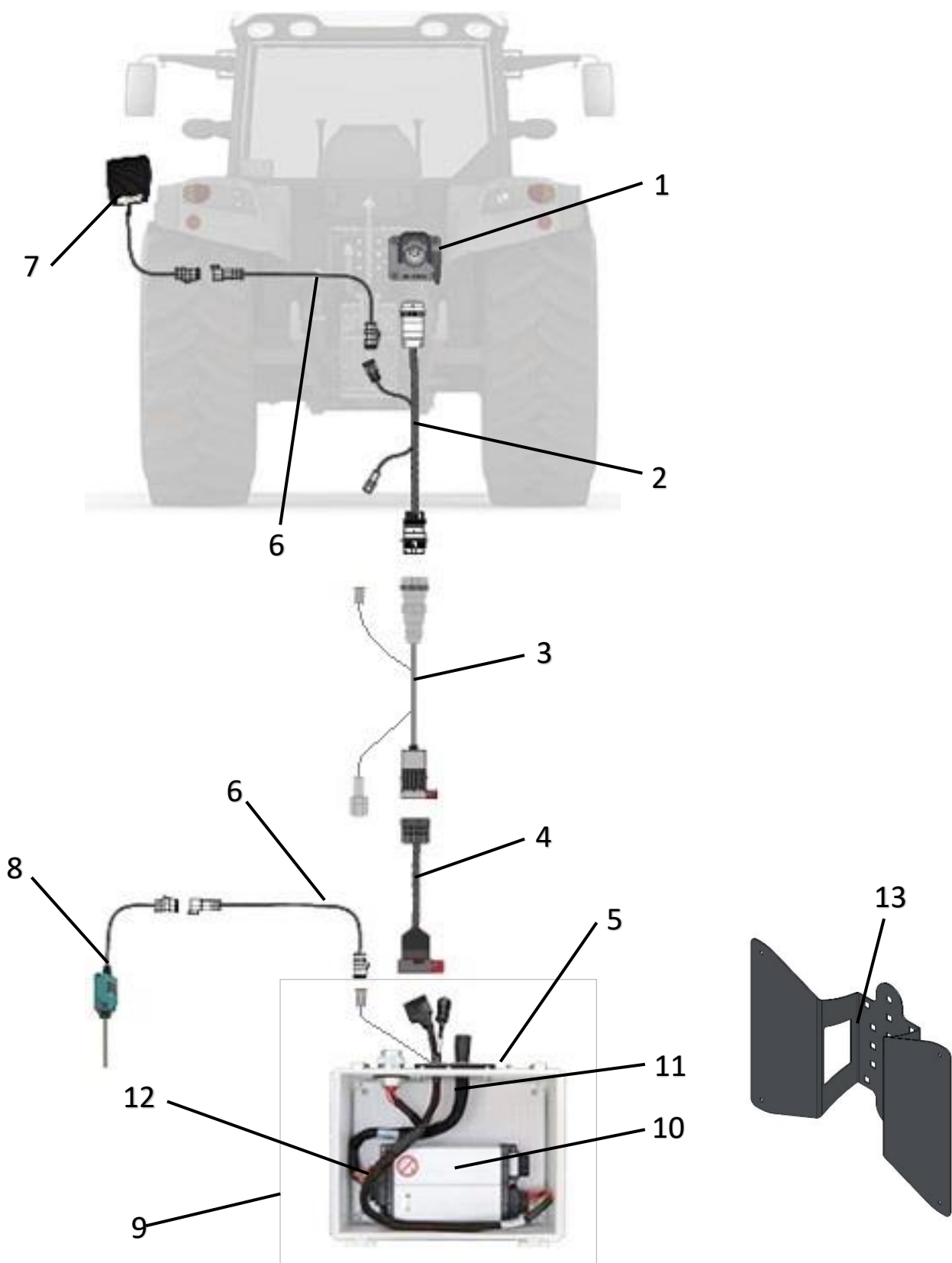


ECU - Mount and Enclosure

Item No.	Qty	Part Number	Description
		A002430__	ECU - Montag Dry Rate Controller w/Mag. Mount
1	1	M003150__	Bracket - Montag MIDI ECU Mount Plate
2	2	M003151	Trim - ECU Cover Edge (7")
3	2	P000103	Nut - 1/4-20 Hex Nylon Lock (F594 316 S/S FB)
4	4	P000853	Bolt - 1/4-20 x 0.75 x 0.75 Carriage (F593 304 S/S FB)
5	1	P002335	ECU - Montag Dry Rate Controller Gen 2 (ME0814000)
6	2	P002467	Magnet - 2" X 200 Lbs. (Cup 51)
7	2	P002469	Screw - 1/4-20 x 1 Machine Flat Head Phillips (18-8 S/S FB)
8	4	P002492	Screw - #12-24 x 0.75 Machine Pan Head Phillips (18-8 S/S FB)
9	4	P002493	Nut - #12-24 Hex Nylon Lock (18-8 S/S FB)
10	4	P002791	Nut - 1/4-20 UNC Wing (Nylon)
11	1	W002479__	Shield - Montag ECU Cover
12	1	P002683	Harness - Digi-Star ISO Connection Tee (ME0514013)



Montag Dry Rate Controller Harness



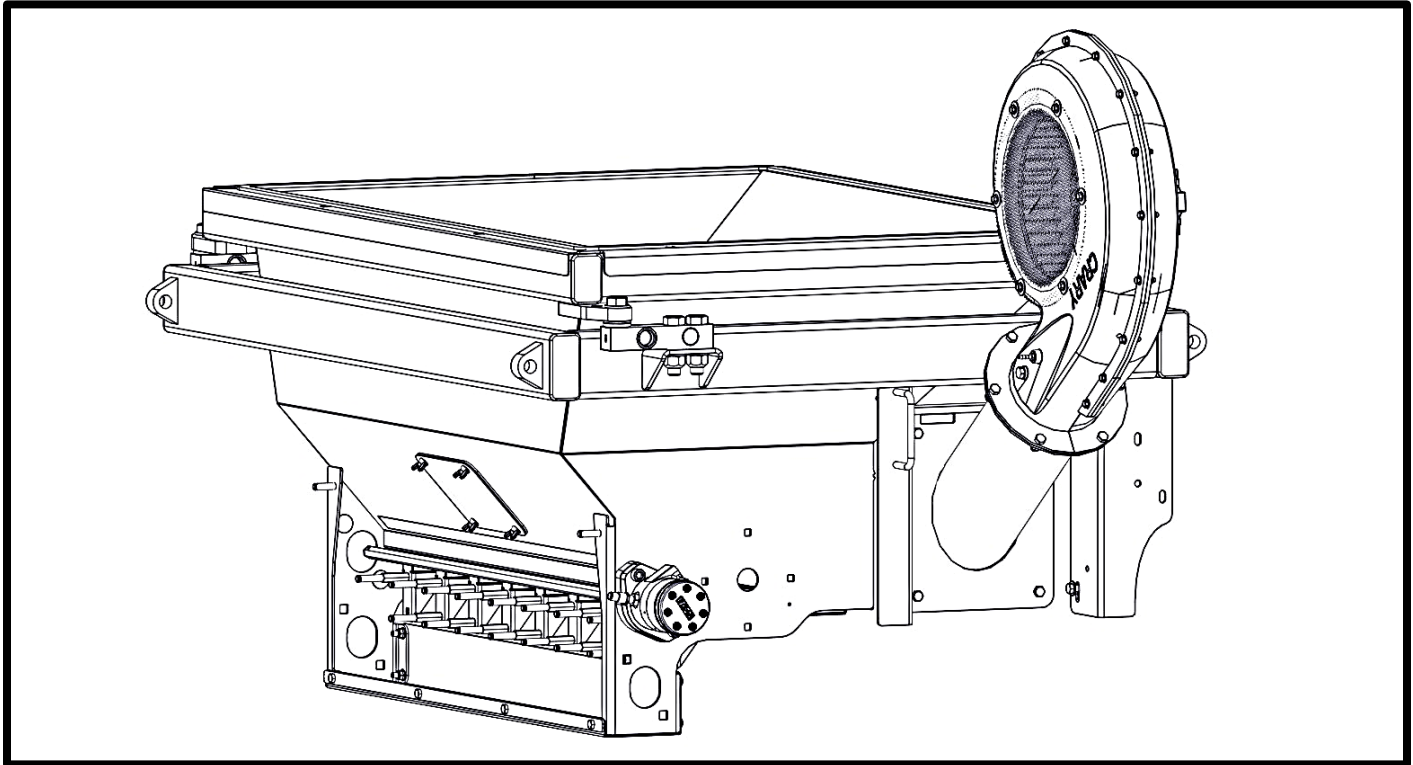
Montag Dry Rate Controller Harness

ITEM NO.	Description	P/N	Montag P/N
1	Tractor ISO Connection		
2	Harness - ISOBUS To ISOBUS Cable Extension (13')	ME0502040-13	P002423
	Harness - ISOBUS To ISOBUS Cable Extension (28')	ME0502040-28	P002424
	Harness - ISOBUS To ISOBUS Cable Extension (43')	ME0502040-43	P002425
3	Harness - ISOBUS to ECU Cable (13')	ME0502001-13	P002410
	Harness - ISOBUS to ECU Cable (28')	ME0502001-28	P002334
	Harness - ISOBUS to ECU Cable (43')	ME0502001-43	P002395
4	Harness - Main ISOBUS Backbone Extension (13')	ME0502037-13	P002344
	Harness - Main ISOBUS Backbone Extension (28')	ME0502037-28	P002345
	Harness - Main ISOBUS Backbone Extension (43')	ME0502037-43	P002346
5	Enclosure - 2 ECU	ME8214000	P002339
6	Harness - Foot Pedal Master Switch Extension (15')	ME052001	P002341
7	Switch - Remote Foot Pedal Master	ME052000	P002340
8	Kit - Implement Height Switch (w/Magnetic Mount)		K002504
9	Kit - Montag Dry Rate Controller (w/Mount)		A002211__ *
10	ECU - Montag Dry Rate Controller	ME0814000	P002335
11	Harness - Montag Dry RC (Gen 2 - 2 Bin)	ME0514006	P002337
12	Harness - ISO Tee (ECU, Digi-Star/Tractor 16 Pin, ISO Plug)	ME0502039	P002406
13	Mount - Bolt-On Controller ECU (Gen I, Gen 2, Mini) (Requires K002056)		M002748__

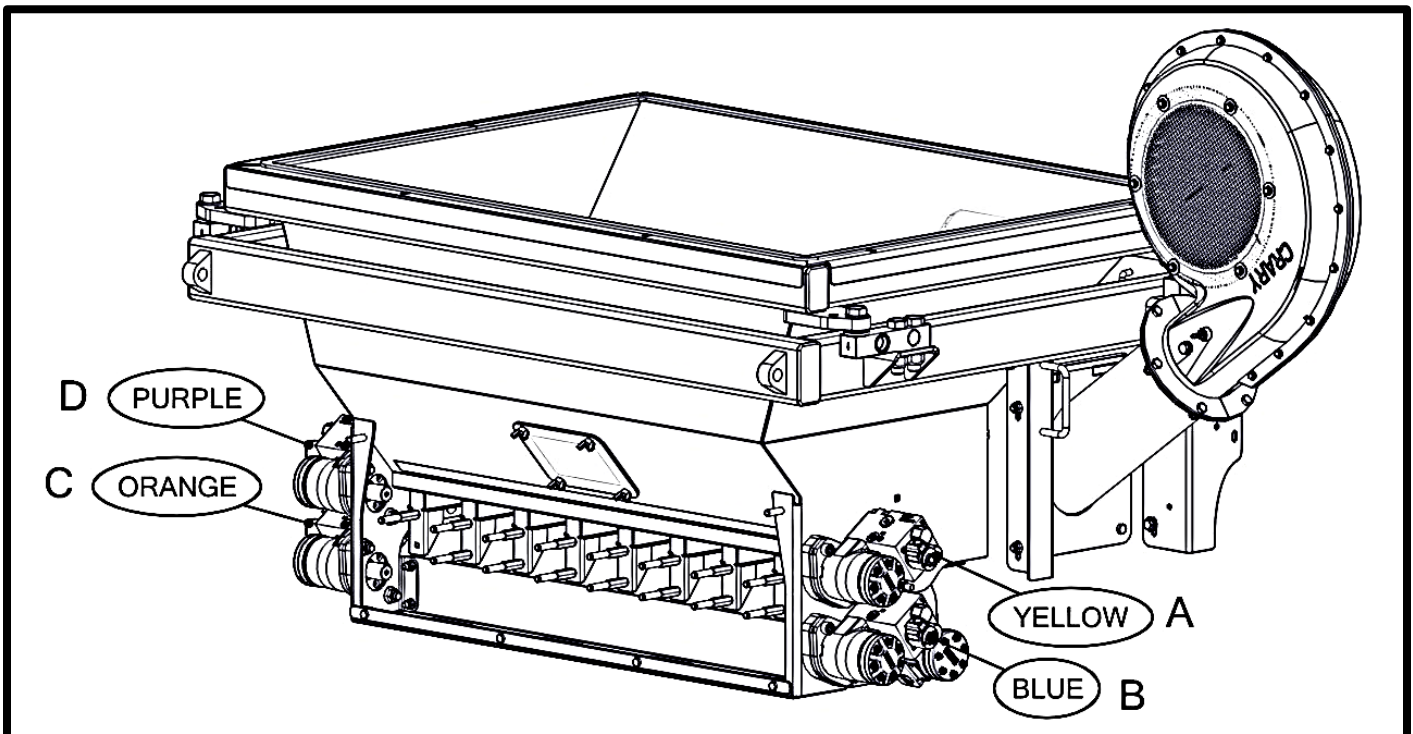
(*) No longer available - superseded by K002584__ or K002585__



ONE SECTION MOTORS



MULTI-SECTION MOTORS



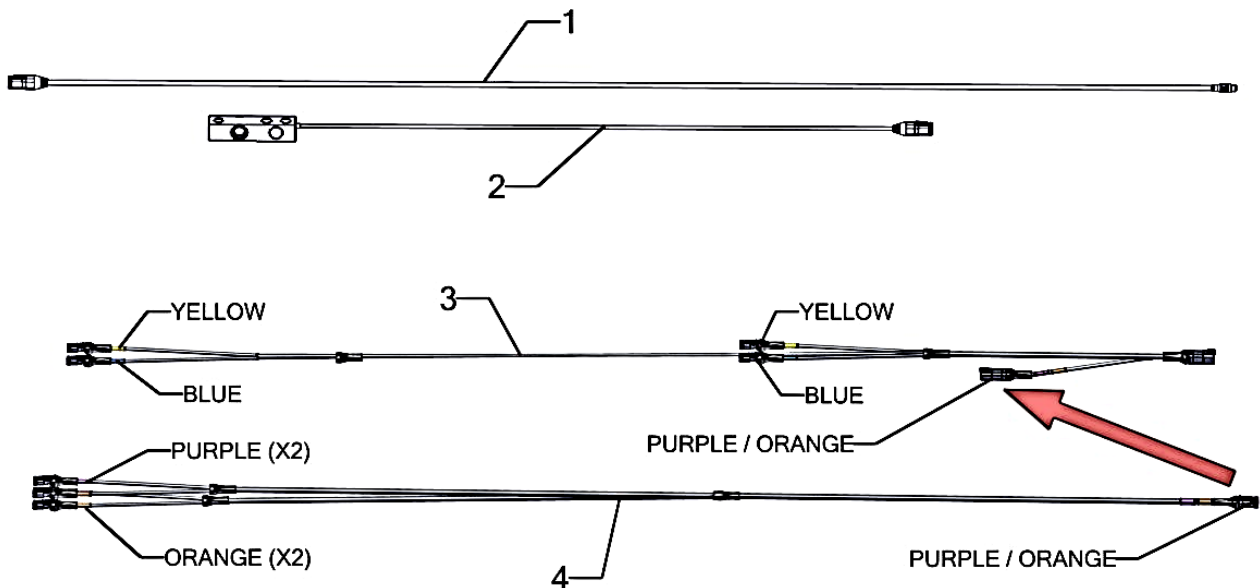
2 SECTION = A,B

3 SECTION = A,B,C

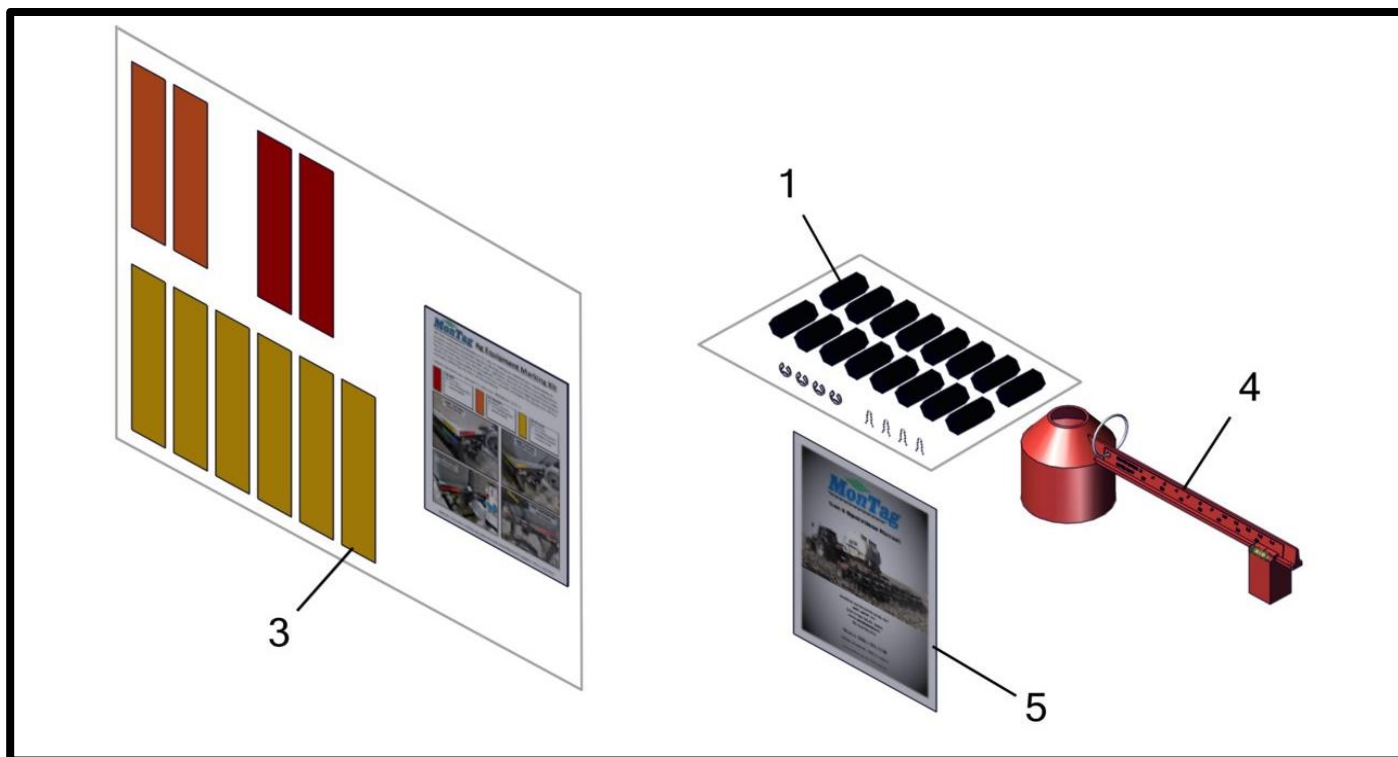
4 SECTION = A,B,C,D

LOAD CELL AND SECTION CONTROL MOTOR CONNECTIONS

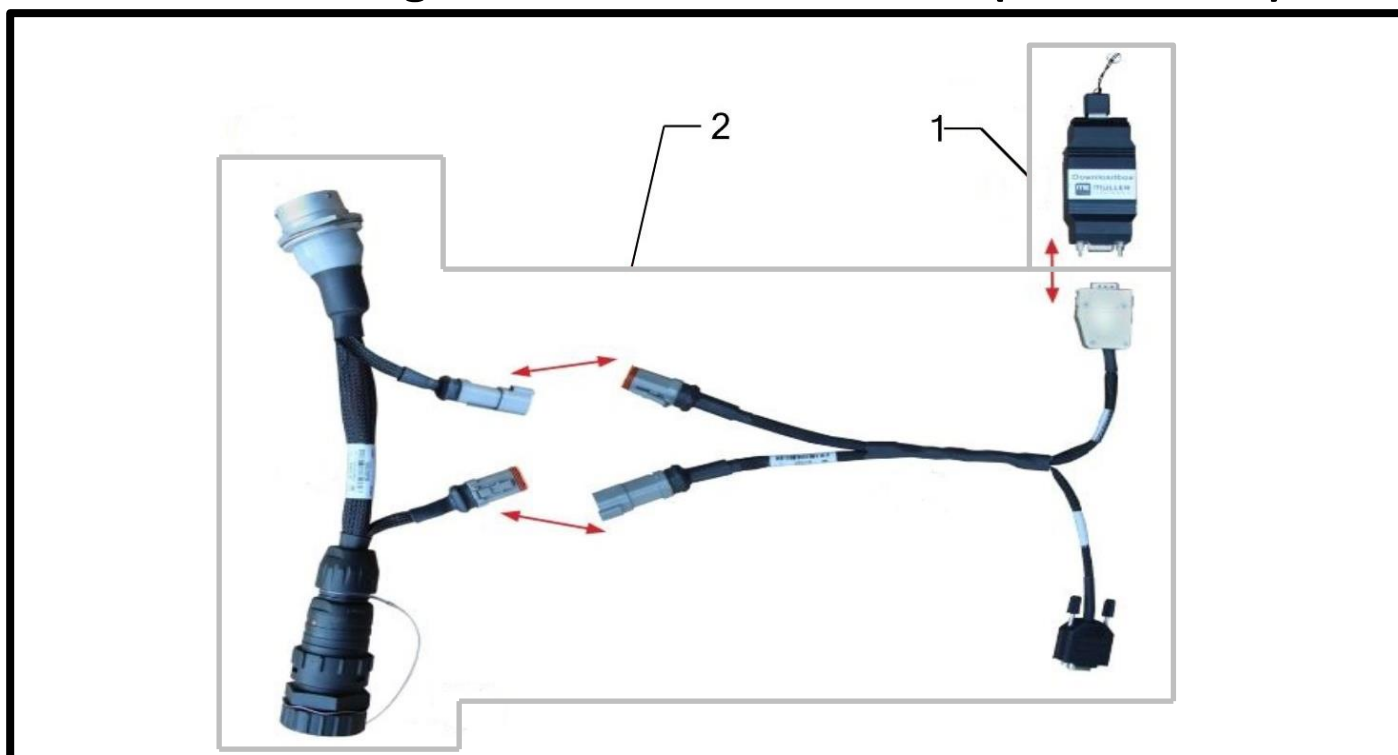
Item No.	Qty.	Part Number	Description
1	1	P002741	Harness - DT06 to M12 ISO Scale (8')
2	4	P002739	Scale - Load Cell (10K) w/DT 6 Pin (14')
3	1	P002280	Harness - Gen 2 Section 2 Single Poppet Valve Control
4	1	P002099	Harness - Gen 2-C Sections 3 & 4 Single Poppet Valve Control



Miscellaneous Components Kit



Kit - ECU Diagnostic ISOBUS Download (ME0901000)



Miscellaneous Components Kit

Item No.	Qty	Part Number	Description
		K002253	Kit - Gen 2 2208 Customer Care Package
1	1	K002019	Kit - Gen 2 Mini Shear Coupler Starter Pack
2	1	K002255	Kit - Gen 2 Customer Promotional
3	1	K002588	Kit - Ag Equipment Marking
4	1	P000428	Scale - Fertilizer Density (Montag Logo)
5	1	P003162	Document - Montag Mfg. Gen 2 Operators Manual

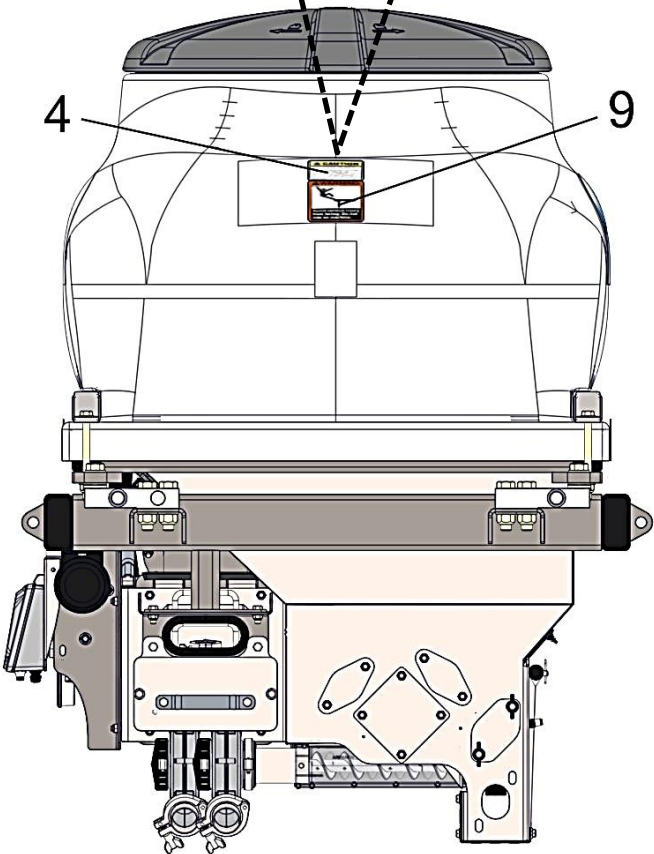
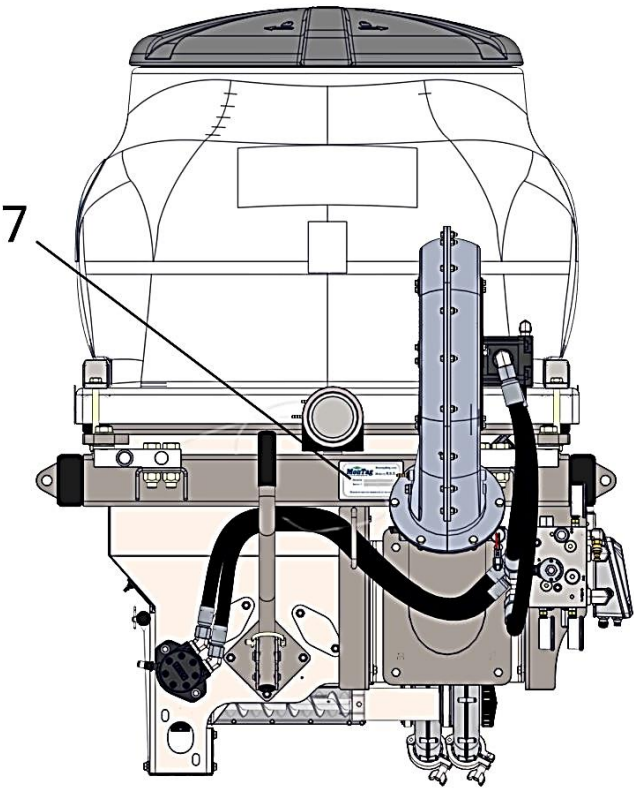
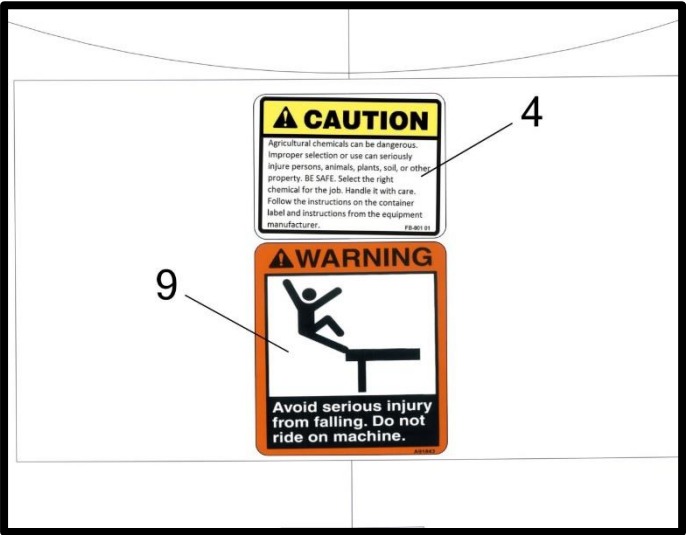
Kit - ECU Diagnostic ISOBUS Download (ME0901000)

Item No.	Qty	Part Number	Description
		K002012*	Kit - ECU Diagnostic ISOBUS Download (ME0901000)
1	1	P002352	Kit - ECU Download Tool (ME3032259206)
2	1	P002354	Harness - ECU IBIC ISO Download Tee (ME0501005)

(*) Software available from Montag support

DECALS

(ONE SET ON EACH TANK)

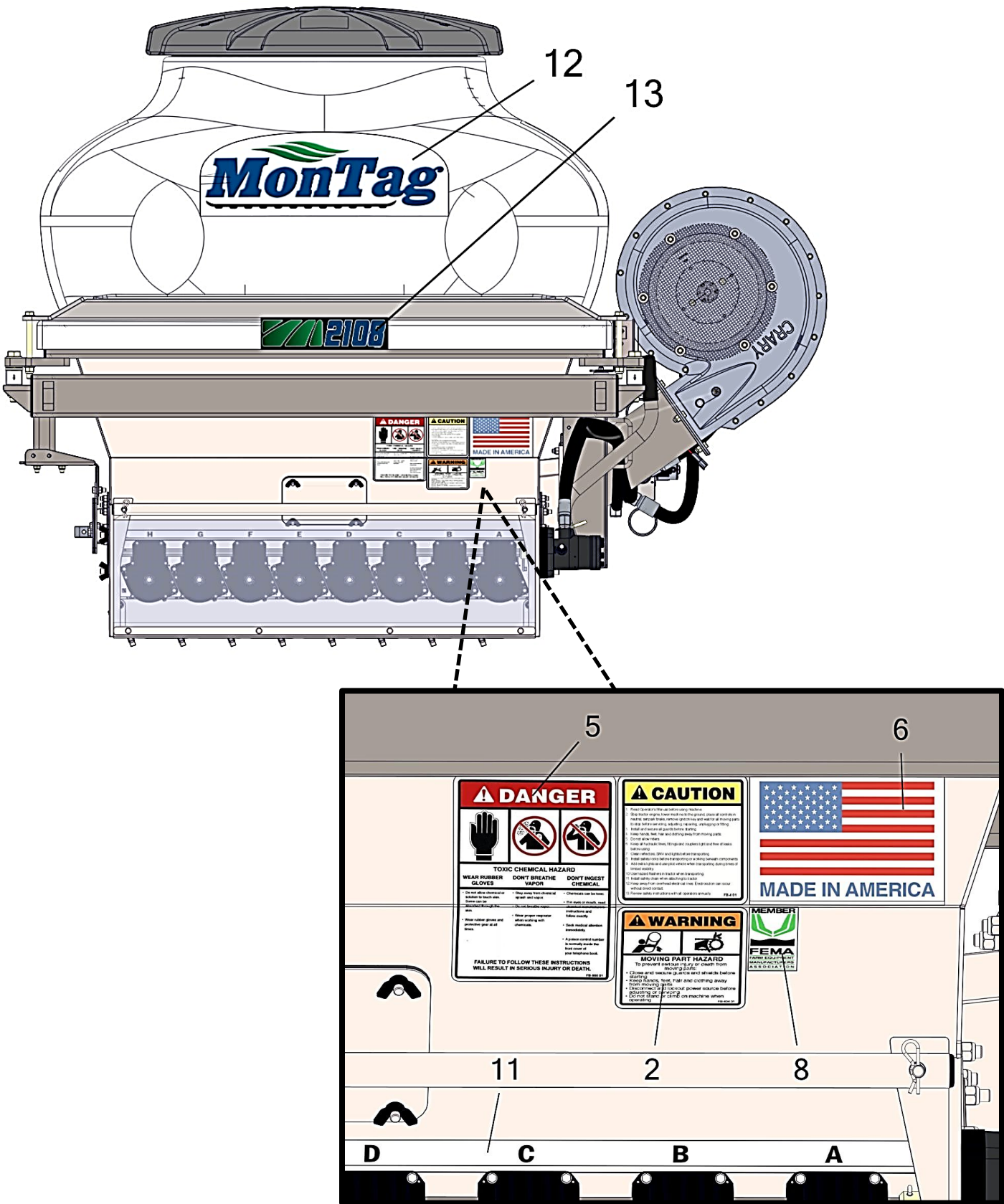


DECALS

Item No.	Qty	Part Number	Description
1	1	P000190	Decal - Read the Manual *
2	1	P000191	Decal - Moving Parts Danger *
3	1	P000192	Decal - High Pressure Danger *
4	1	P000193	Decal - Ag Chemical Danger *
5	1	P000195	Decal - Chemical Hazard *
6	1	P000201	Decal - USA Flag *
7	1	P000202	Serial Tag
8	1	P000273	Decal - Fema
9	1	P001995	Decal - Do Not Ride (A91843) *
10	1	P002170	Decal - Tank Row Label 8 Row (A-H)
11	1	P002171	Decal - Tank Row Label 8 Row (H-A)
12	2	P002903	Decal - 2010 Logo (22" Long) Anti-Bubble
	2	P002962	Decal - 2010 Logo (30" Long) Anti-Bubble (For 50 Cu. Ft. Tank - Not Shown)
13	2	P003044	Decal - 2108 Flowing Field Logo

(*) Included in K002377- Kit - Gen 2 2108 Safety Decals

DECALS

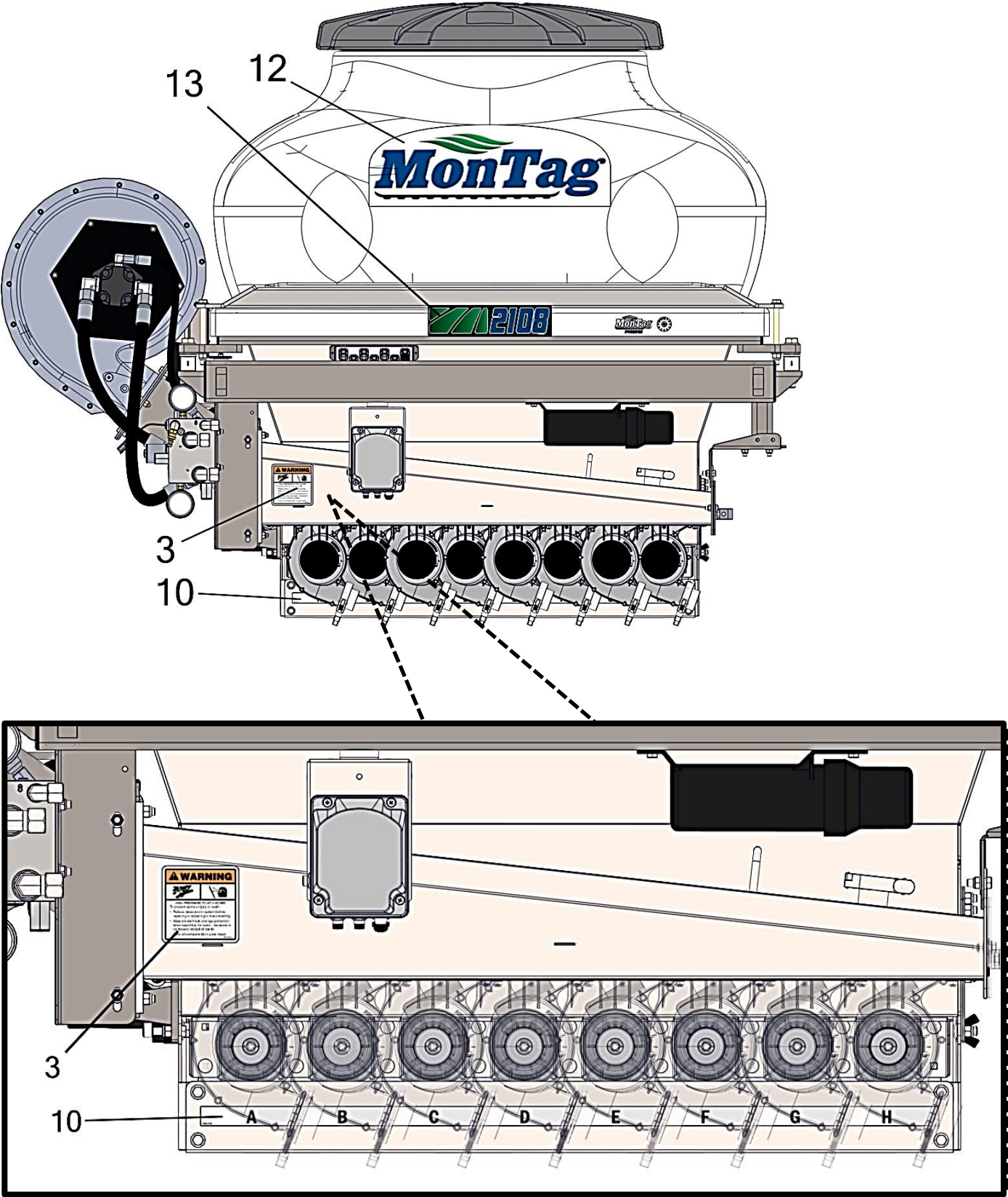


DECALS

Item No.	Qty	Part Number	Description
1	1	P000190	Decal - Read the Manual *
2	1	P000191	Decal - Moving Parts Danger *
3	1	P000192	Decal - High Pressure Danger *
4	1	P000193	Decal - Ag Chemical Danger *
5	1	P000195	Decal - Chemical Hazard *
6	1	P000201	Decal - USA Flag *
7	1	P000202	Serial Tag
8	1	P000273	Decal - Fema
9	1	P001995	Decal - Do Not Ride (A91843) *
10	1	P002170	Decal - Tank Row Label 8 Row (A-H)
11	1	P002171	Decal - Tank Row Label 8 Row (H-A)
12	2	P002903	Decal - 2010 Logo (22" Long) Anti-Bubble
	2	P002962	Decal - 2010 Logo (30" Long) Anti-Bubble (For 50 Cu. Ft. Tank - Not Shown)
13	2	P003044	Decal - 2108 Flowing Field Logo

(*) Included in K002377- Kit - Gen 2 2108 Safety Decals

DECALS



DECALS

Item No.	Qty	Part Number	Description
1	1	P000190	Decal - Read the Manual *
2	1	P000191	Decal - Moving Parts Danger *
3	1	P000192	Decal - High Pressure Danger *
4	1	P000193	Decal - Ag Chemical Danger *
5	1	P000195	Decal - Chemical Hazard *
6	1	P000201	Decal - USA Flag *
7	1	P000202	Serial Tag
8	1	P000273	Decal - Fema
9	1	P001995	Decal - Do Not Ride (A91843) *
10	1	P002170	Decal - Tank Row Label 8 Row (A-H)
11	1	P002171	Decal - Tank Row Label 8 Row (H-A)
12	2	P002903	Decal - 2010 Logo (22" Long) Anti-Bubble
	2	P002962	Decal - 2010 Logo (30" Long) Anti-Bubble (For 50 Cu. Ft. Tank - Not Shown)
13	2	P003044	Decal - 2108 Flowing Field Logo

(*) Included in K002377- Kit - Gen 2 2108 Safety Decals



NOTES

NOTES



Montag Manufacturing, Inc.
3816 461st Avenue
Emmetsburg, IA 50536
Phone: (712) 852-4572
FAX: (712) 852-4574

Tech Support: (712) 852-4572
or
support@montagmfg.com

Visit us at:
www.montagmfg.com