



MONTAG MFG. GEN I 2019-2020

Serial Numbers 21131, 21198 - 21639

PARTS MANUAL



Color coded parts are denoted in this catalog by “__” following the p/n. When ordering replacement parts, color coded parts need to be ordered w/ their corresponding color suffix. The following is a list of color codes:

AA = Black Paint

ZZ = Gray Poly

ZY = Yellow Poly

ZX = White Poly

For example, when ordering a M001018__ in black, you would order M001018AA at time of ordering. Failure to add the color code may result in getting an unpainted part, rather than a painted one.

2019-2020 model year changes are marked in the Part Number column with the following designations:

(N) - Non-Retrofittable 2019-2020 change (**will not** work with previous models)

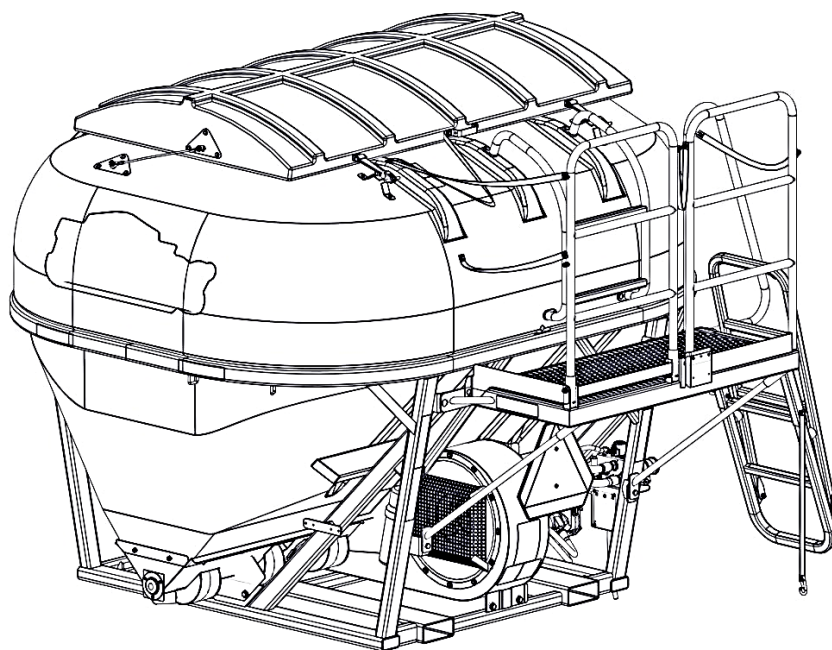
(R) - Retrofittable 2019-2020 change (**will** work with previous model)

List Of Operations Manuals For Gen I	
P002393	Document - Montag Mfg 2018 Operators Manual (Vol. 4)
P002956	Document - Montag DRC Operation Manual For 2.02.02.00

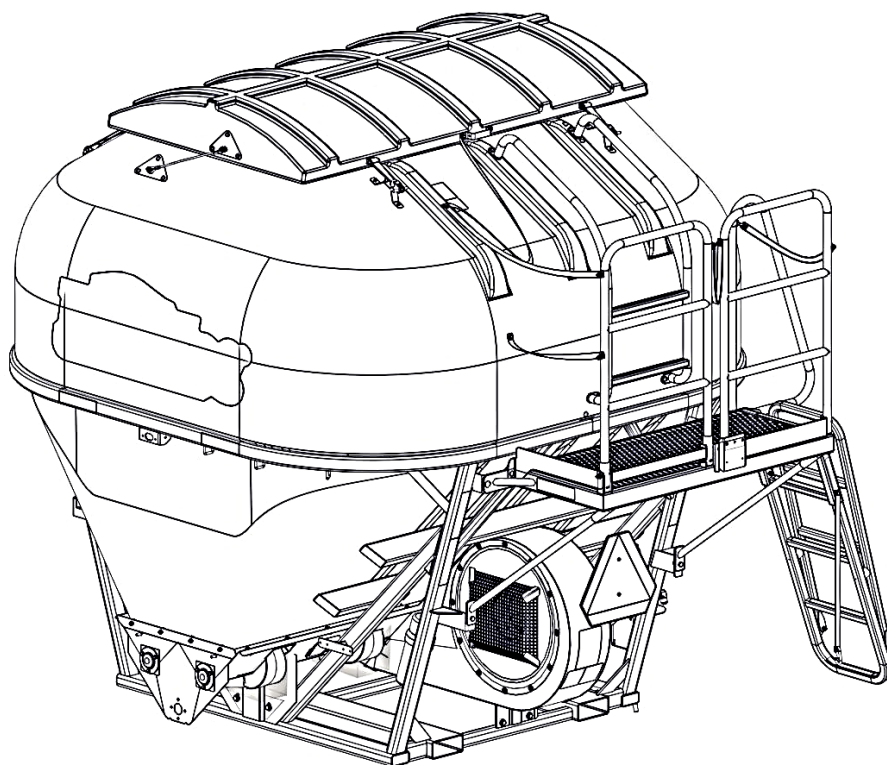
GEN I 2019-2020

GEN I AVAILABLE CONFIGURATIONS.....	04-05
GEN I OVERVIEW.....	06-07
6 And 9 Ton Cradles.....	08-09
METERS	
Meter Options.....	10-11
Single Auger Drive	12-13
Twin Auger Drive.....	14-15
Replaceable Meter Parts.....	16-17
Two Section Meter - Center Bearings.....	18-19
Two Section Meter - Motor And Hydraulic Block.....	20-21
Fan Assembly and Hardware.....	22-23
Meter And Fan Supports.....	24-25
Auger Variations.....	26-27
TANKS	
Tanks - 6 and 9 Ton Tanks.....	28-29
Lid - Deck Side.....	30-31
Lid - Non-Deck Side.....	32-33
Inside Tank.....	34-35
Inside Tank Ladder.....	36-37
Tank to Meter.....	38-39
Handrails - 6 and 9 Ton.....	40-41
HYDRAULICS	
Hydraulic Block - Fitting and Hardware.....	42-43
Hydraulic Block - Components.....	44-45
Two Section Secondary Block.....	46-47
Fan Motor.....	48-49
Hydraulic Hoses and Motors.....	50-51
Two Section Hydraulic Hoses and Motors.....	51-52
ACCESSORIES	
Manual Holder / Density Scale / Air Gauge.....	53-54
Slow Moving Vehicle Sign.....	55-56
Deck - 6 Ton Folding Complete.....	57-58
Deck - 9 Ton Folding Complete.....	59-60
Deck Universal.....	61-62
Deck Ladder - 6 Ton.....	64-65
Deck Ladder - 9 Ton.....	66-67
Decals - Left Side.....	68-69
Decals - Right Side.....	70-71
SCALES	
Scale Kit and Safety Bolt Mounting.....	72-73
Scale Kit - GT 400 DT 6 Pin Complete.....	74-75
Scale Kit - ISO DT 6 Pin Complete (4 Load Cell).....	76-77
ELECTRICAL HARNESSSES	
Montag Dry Rate Controller Harness.....	78-79
Montag Dry Rate Controller.....	80-81
Montag Dry Rate Controller w/Air Pressure Sensor.....	82-83
Tech Packages.....	84-85
Electrical Harnesses.....	86-87
1 Section Gen I Raven Encoder Add-on Kit.....	88-89
2 Section Gen I Raven Encoder Add-on Kit.....	90-91

List Of Available Gen I Configurations



6 Ton Unit - 8 Row High Output 1 Section Meter Assembly



9 Ton Unit - 16 Row Standard 1 Section Meter Assembly

List Of Available Gen I Configurations

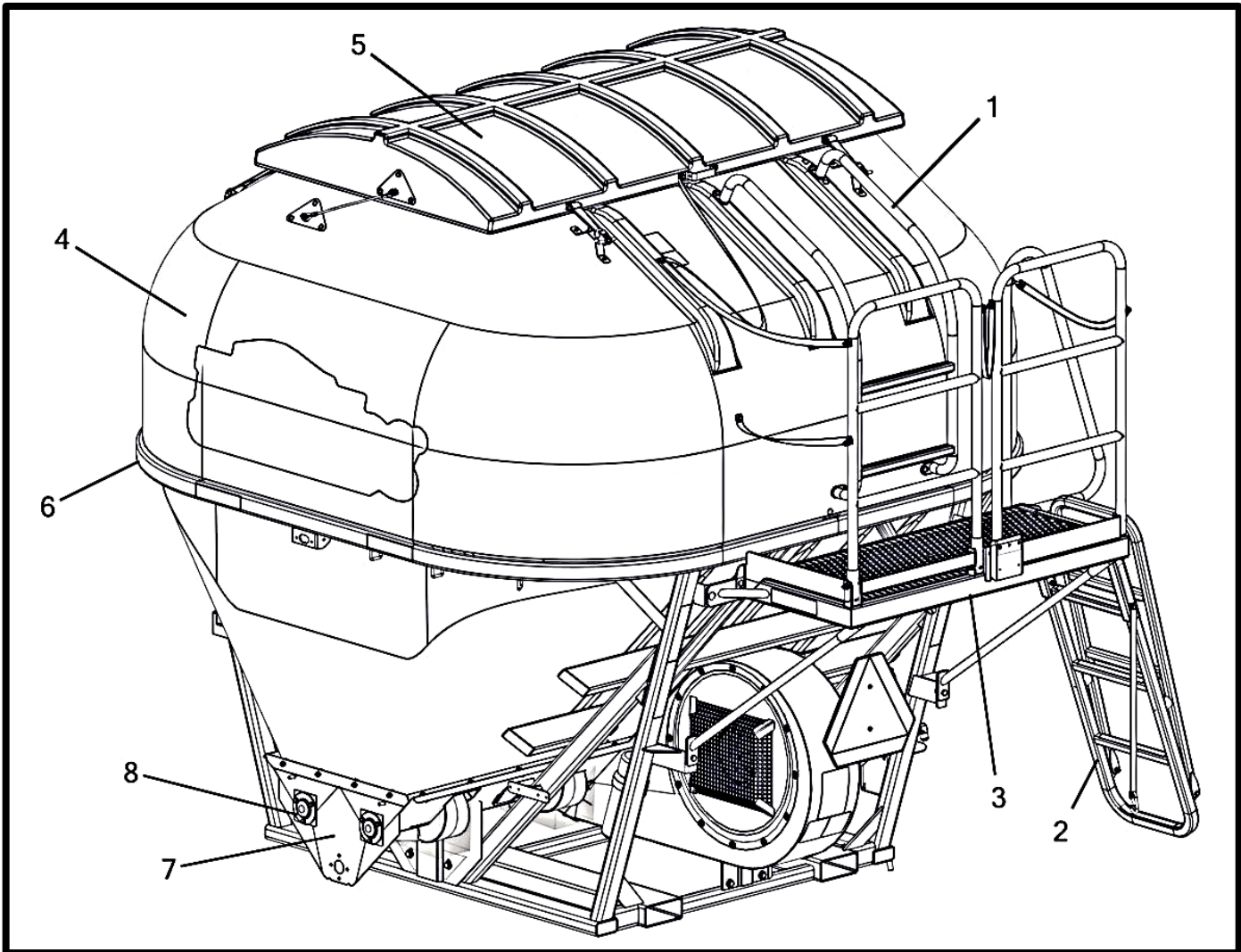
6 TON UNITS

S08A611	6 Ton Unit - 8 Row Standard 1 Section Meter Assembly
S08B611	6 Ton Unit - 8 Row High Output 1 Section Meter Assembly
S08B621	6 Ton Unit - 8 Row High Output Twin Bin Meter Assembly
S12A611	6 Ton Unit - 12 Row Standard 1 Section Meter Assembly
S12B611	6 Ton Unit - 12 Row High Output 1 Section Meter Assembly
S12B621	6 Ton Unit - 12 Row High Output Twin Bin Meter Assembly
S16A611	6 Ton Unit - 16 Row Standard 1 Section Meter Assembly
S16B611	6 Ton Unit - 16 Row High Output 1 Section Meter Assembly
S16A612	6 Ton Unit - 16 Row Standard 2 Section Meter Assembly
S16B612	6 Ton Unit - 16 Row High Output 2 Section Meter Assembly
S18A611	6 Ton Unit - 18 Row Standard 1 Section Meter Assembly
S18A612	6 Ton Unit - 18 Row Standard 2 Section Meter Assembly
S18B611	6 Ton Unit - 18 Row High Output 1 Section Meter Assembly
S18B612	6 Ton Unit - 18 Row High Output 2 Section Meter Assembly
S24B611	6 Ton Unit - 24 Row High Output 1 Section Meter Assembly
S24B612	6 Ton Unit - 24 Row High Output 2 Section Meter Assembly

9 TON UNITS

S08A911	9 Ton Unit - 8 Row Standard 1 Section Meter Assembly
S08B911	9 Ton Unit - 8 Row High Output 1 Section Meter Assembly
S08B921	9 Ton Unit - 8 Row High Output Twin Bin Meter Assembly
S12A911	9 Ton Unit - 12 Row Standard 1 Section Meter Assembly
S12B911	9 Ton Unit - 12 Row High Output 1 Section Meter Assembly
S12B921	9 Ton Unit - 12 Row High Output Twin Bin Meter Assembly
S16A911	9 Ton Unit - 16 Row Standard 1 Section Meter Assembly
S16B911	9 Ton Unit - 16 Row High Output 1 Section Meter Assembly
S16A912	9 Ton Unit - 16 Row Standard 2 Section Meter Assembly
S16B912	9 Ton Unit - 16 Row High Output 2 Section Meter Assembly
S18A911	9 Ton Unit - 18 Row Standard 1 Section Meter Assembly
S18A912	9 Ton Unit - 18 Row High Output 2 Section Meter Assembly
S18B911	9 Ton Unit - 18 Row High Output 1 Section Meter Assembly
S18B912	9 Ton Unit - 18 Row High Output 2 Section Meter Assembly
S24B911	9 Ton Unit - 24 Row High Output 1 Section Meter Assembly
S24B912	9 Ton Unit - 24 Row High Output 2 Section Meter Assembly

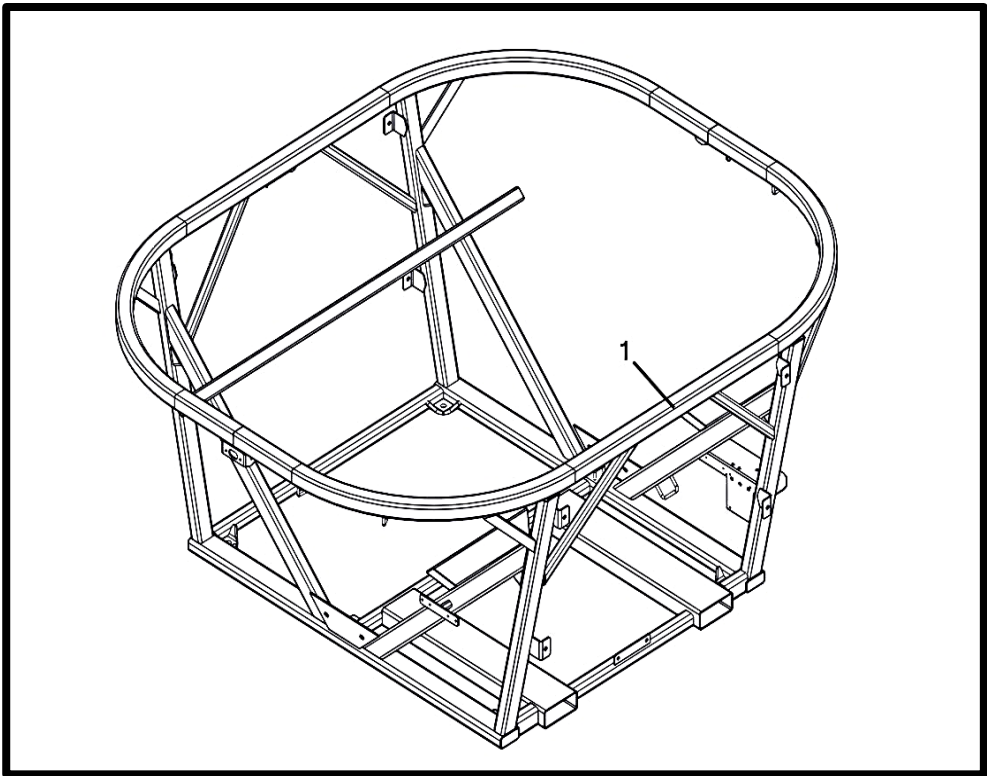
Gen I Overview **(Model Shown Is S16A911 -** **9 Ton Unit - 16 Row Standard 1 Section)**



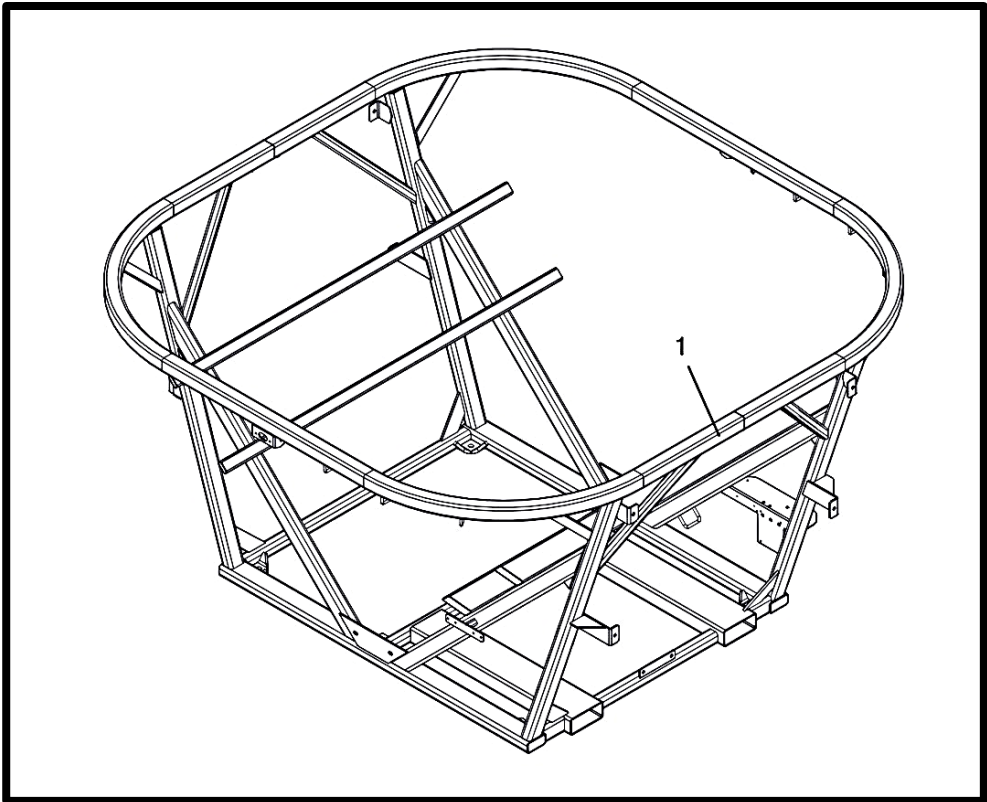
Gen I Overview

Item No.	Qty	Description
1	1	Ladder - Tank Hand Rail
2	1	Ladder - Folding
3	1	Deck - Universal
4	1	Tank - Poly
5	1	Tank Lid - Poly
6	1	Cradle - Dry Tank
7	1	Meter
8	2	Auger - Standard Hex

6 Ton Cradle



9 Ton Cradle



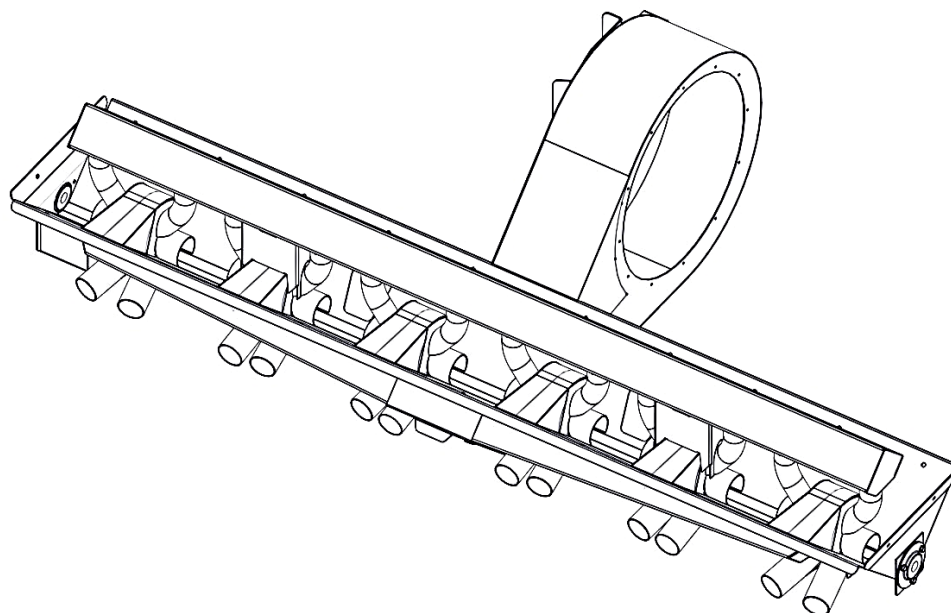
6 Ton Cradle

Item No.	Qty.	Part Number	Description
1	1	W000031__	Cradle - 6Ton Dry Tank

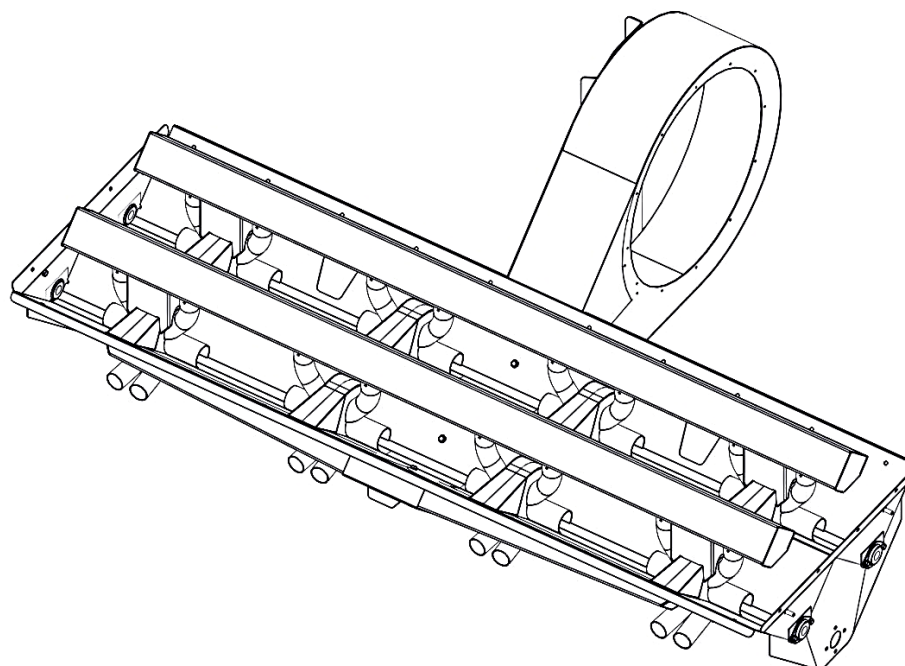
9 Ton Cradle

Item No.	Qty.	Part Number	Description
1	1	W000032__	Cradle - 9Ton Dry Tank

Meter Options



W000060 - Meter - 12 Row HO

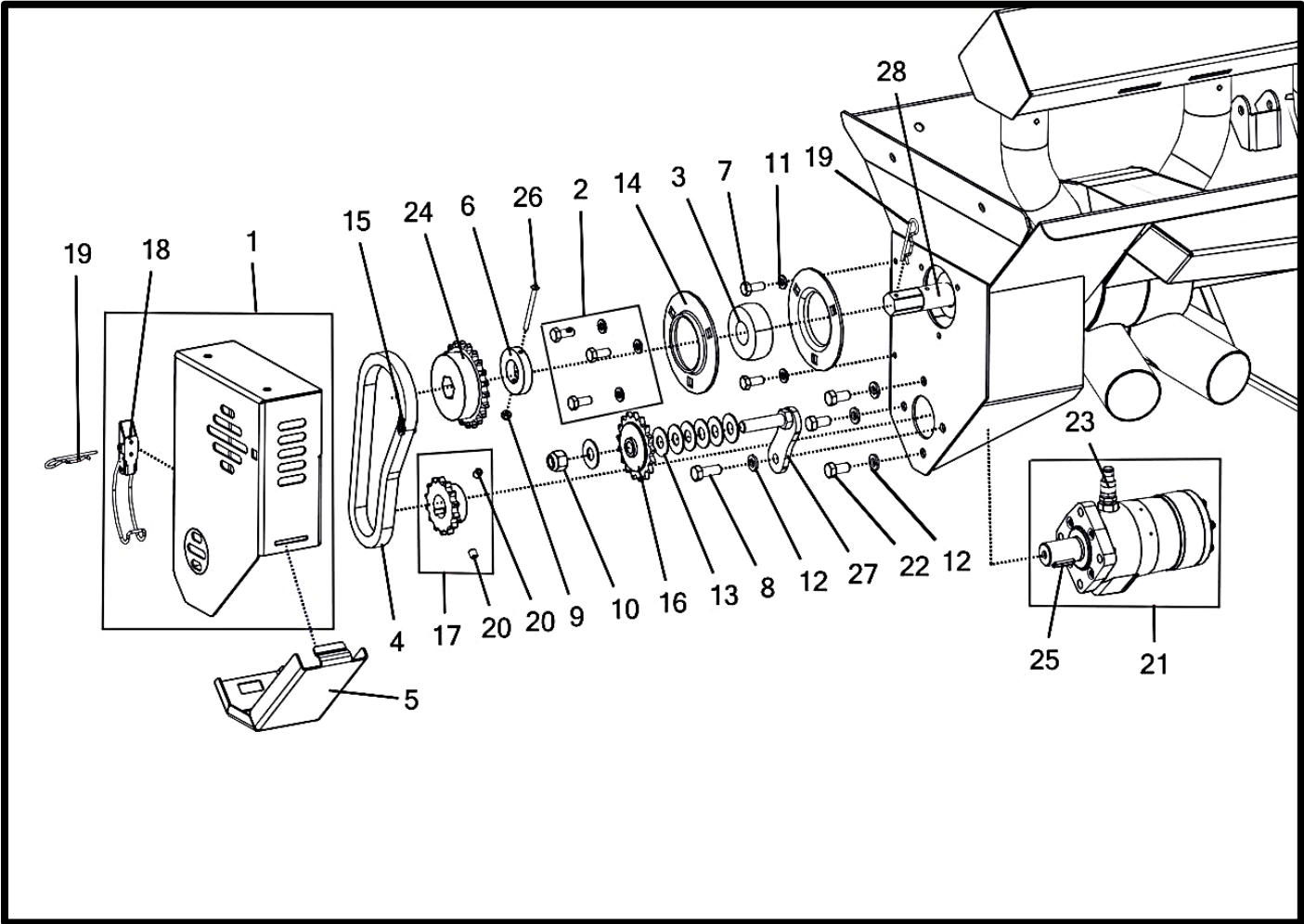


W002431 - 16 Row STD Section Control Ready

Meter Options

W000059	Meter - 12 Row STD
W000060	Meter - 12 Row HO
W000061	Meter - 8 Row STD
W000062	Meter - 8 Row HO
W002427	Meter - 16 Row HO Section Control Ready
W002429	Meter - 18 Row HO Section Control Ready
W002430	Meter - 24 Row HO Section Control Ready
W002431	Meter - 16 Row STD Section Control Ready
W002432	Meter - 18 Row STD Section Control Ready
W002434	Meter - 8 Row HO Twin Bin
W002435	Meter - 12 Row HO Twin Bin

Single Auger Drive
(High Output Shown)

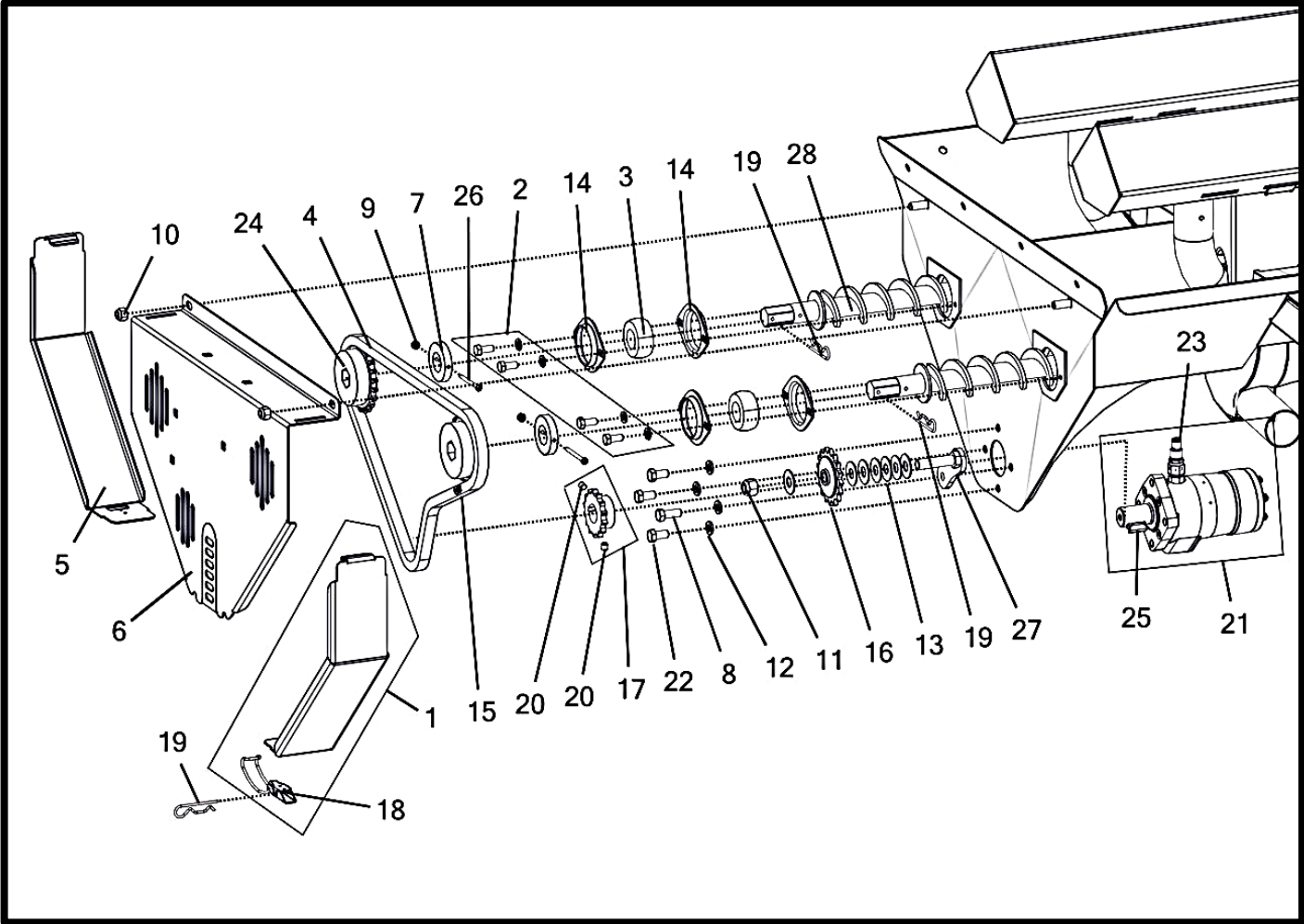


Single Auger Drive (High Output Shown)

Item No.	Qty	Part Number	Description
1	1	A002353	Shield - Single Auger Gen I Main
2	1	K000008	Kit - 62mm Meter Hardware (HO) (SHOWN)
	1	K000007	Kit - 52mm Meter Hardware (STD)
3	2	M000184	Bushing - 62 mm Auger Nylon (HO) (SHOWN)
	2	M000185	Bushing - 52 mm Auger Nylon (STD)
4	1	M000602	Chain - Single Auger Drive
5	1	M001154	Shield - Single Auger Door
6	1	(R) M003271	Collar - 1.0" ID x 2.0" OD x .38"
7	2	P000093	Bolt - 5/16-18 x 0.75 x 0.75 Hex (F593 304 S/S FB) *
8	1	P000097	Bolt - 3/8-16 x 1 x 1 Hex (F593 304 S/S FB) *
9	1	(R) P000102	Nut - #8-32 Hex Nylon Lock (18-8 S/S FB)
10	1	P000106	Nut - 1/2-13 Hex Nylon Lock (F594 316 S/S FB) *
11	2	P000110	Washer - 5/16" Split Lock (0.583" OD) (18-8 S/S FB) *
12	4	P000113	Washer - 3/8" Split Lock (0.68" OD) (18-8 S/S FB) *
13	7	P000114	Washer - 1/2" Flat (1.25" OD) (18-8 S/S FB) (Shims) *
14	4	P000215	Bearing Flange - 62 mm (HO)(SHOWN)
	4	P000214	Bearing Flange - 52 mm (STD)
15	1	P000217	Chain Link- #40 S/S Connecting
16	1	P000219	Sprocket - #40 17 Tooth Idler 1/2" Bore
17	1	P000220	Sprocket - #40 14 Tooth 1" Bore
18	1	P000566	Catch - Safety Shield
19	2	P000567	Pin - Safety Shield Catch
20	2	P000785	Set Screw - 5/16-18 x 5/16" UNC
21	1	P000806	Motor - Hyd. Motor Auger (Gen I) w/ Speed Sensor (101-3931-009)
22	3	P000852	Bolt - 3/8-16 x 0.75 x 0.75 Hex (F593 304 S/S FB) *
23	1	P000926	Sensor - Char-Lynn Motor Speed Sensor (60 Pulse)
24	1	P002081	Sprocket - #40 22 Tooth 7/8" Hex Bore
25	1	P002694	Key - Woodruff .25" x 1" #15
26	1	(R) P002960	Screw - #8-32 x 2.25 Machine Button Head Socket (18-8 S/S FB)
27	1	W000098	Bracket - Chain Tensioner Weldment
28	1	W00_ _ _ _	Auger (See Page 27 for P/N)

(*) Included In K002128 - Kit - Hydraulic Auger Drive Hardware (S/S)

Twin Auger Drive (Standard Output Shown)

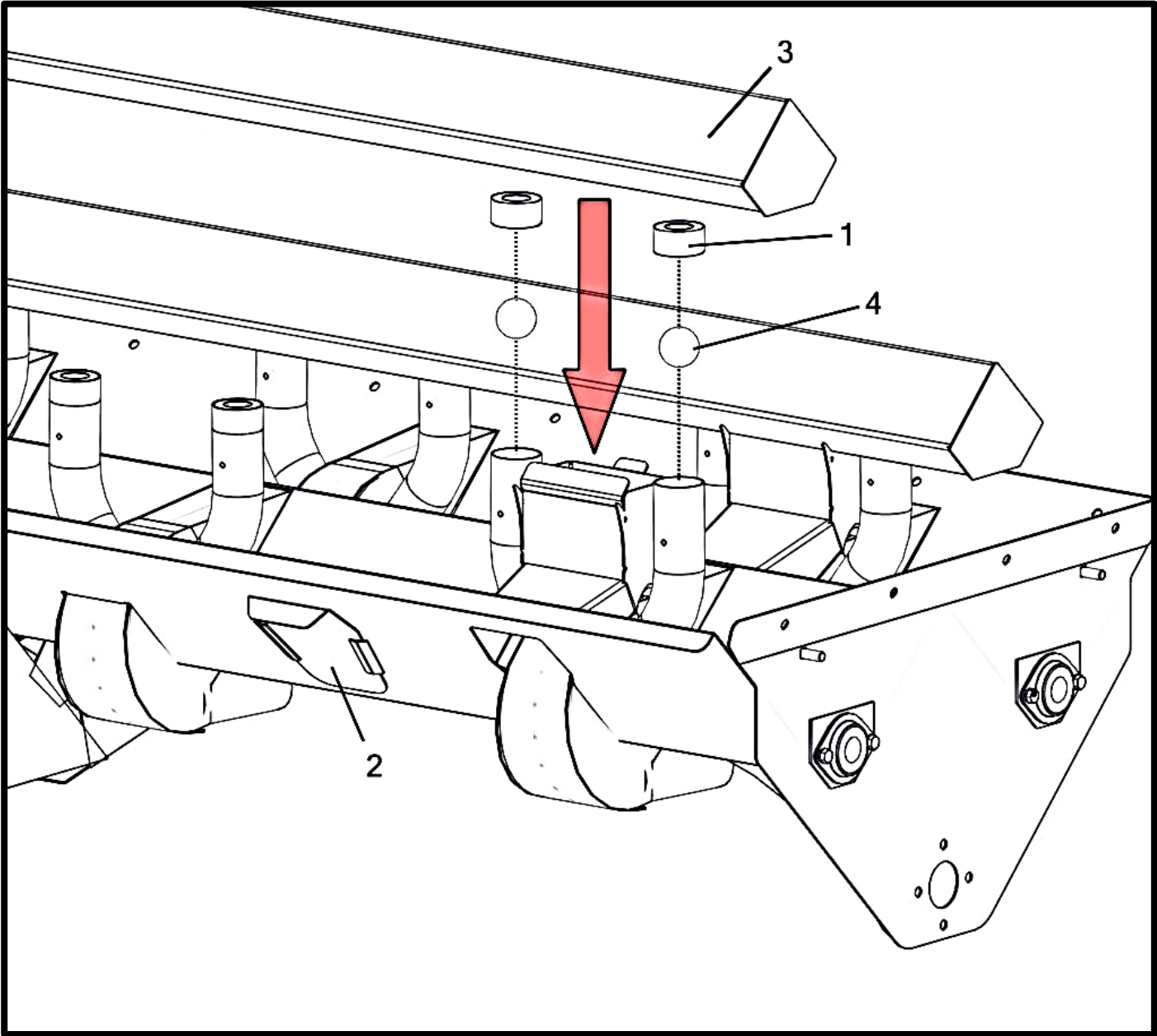


Twin Auger Drive (Standard Output Shown)

Item No.	Qty	Part Number	Description
1	1	A000162	Shield - Twin Auger Side Door
2	2	K000007	Kit - 52mm Meter Hardware (STD) (SHOWN)
	2	K000008	Kit - 62mm Meter Hardware (HO)
3	4	M000185	Bushing - 52 mm Auger Nylon (STD) (SHOWN)
	4	M000184	Bushing - 62 mm Auger Nylon (HO)
4	1	M000603	Chain - Twin Auger Drive
5	1	M001155	Shield - Twin Auger Safety Door (LH)
6	1	(R) M002828	Shield - Twin Auger Gen I Main Safety
7	2	(R) M003271	Collar - 1.0" ID x 2.0" OD x .38"
8	1	P000097	Bolt - 3/8-16 x 1 x 1 Hex (F593 304 S/S FB) *
9	2	(R) P000102	Nut - #8-32 Hex Nylon Lock (18-8 S/S FB)
10	2	P000105	Nut - 3/8-16 Hex Nylon Lock (F594 316 S/S FB) *
11	1	P000106	Nut - 1/2-13 Hex Nylon Lock (F594 316 S/S FB) *
12	4	P000113	Washer - 3/8" Split Lock (0.68" OD) (18-8 S/S FB) *
13	7	P000114	Washer - 1/2" Flat (1.25" OD) (18-8 S/S FB) (Shims) *
14	8	P000214	Bearing Flange - 52 mm (STD) (SHOWN)
	8	P000215	Bearing Flange - 62 mm (HO)
15	1	P000217	Chain Link- #40 S/S Connecting
16	1	P000219	Sprocket - #40 17 Tooth Idler 1/2" Bore
17	1	P000220	Sprocket - #40 14 Tooth 1" Bore
18	1	P000566	Catch - Safety Shield
19	3	P000567	Pin - Safety Shield Catch
20	2	P000785	Set Screw - 5/16-18 x 5/16" UNC
21	1	P000806	Motor - Hyd. Motor Auger (Gen I) w/ Speed Sensor (101-3931-009)
22	3	P000852	Bolt - 3/8-16 x 0.75 x 0.75 Hex (F593 304 S/S FB) *
23	1	P000926	Sensor - Char-Lynn Motor Speed Sensor (60 Pulse)
24	2	P002081	Sprocket - #40 22 Tooth 7/8" Hex Bore
25	1	P002694	Key - Woodruff .25" x 1" #15
26	2	(R) P002960	Screw - #8-32 x 2.25 Machine Button Head Socket (18-8 S/S FB)
27	1	W000098	Bracket - Chain Tensioner Weldment
28	2	W00_ _ _ _	Auger (See Page 27 For P/N)

(*) Included In K002081 - Kit - Hydraulic Auger Drive Hardware (Twin Auger) (S/S)

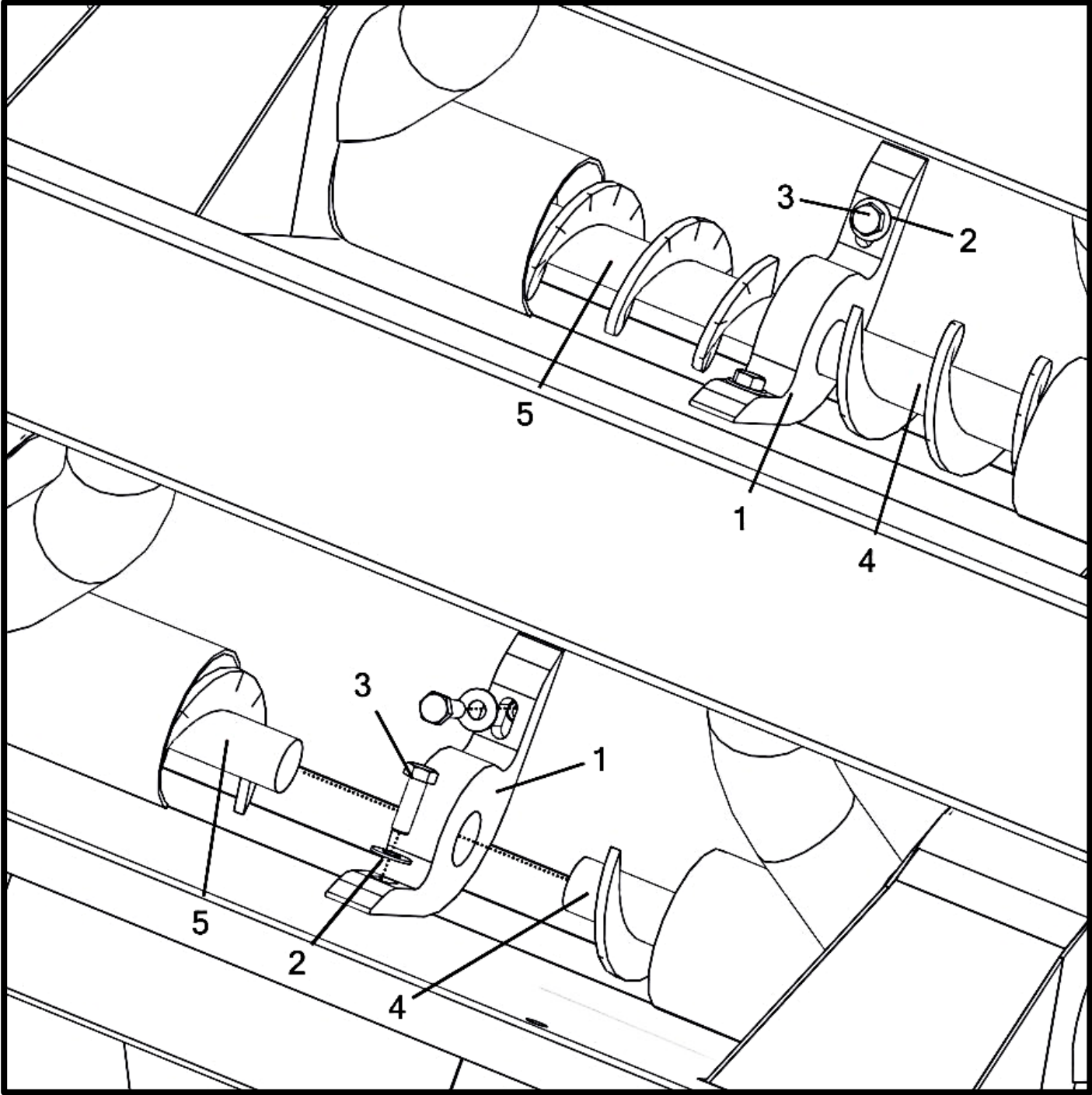
Replaceable Meter Parts



Replaceable Meter Parts

Item No.	Part Number	Description
1	M000178	Cap - 2" Orange w/Hole
2	M000220	Door - Meter Clean Out
3	W000342	Tent - Meter Vent
	W002651	Tent - Twin Bin Meter Vent (Left) (Not Shown)
	W002652	Tent - Twin Bin Meter Vent (Right) (Not Shown)
4	P000161	Ball - Air Check

Two Section Meter - Center Bearings

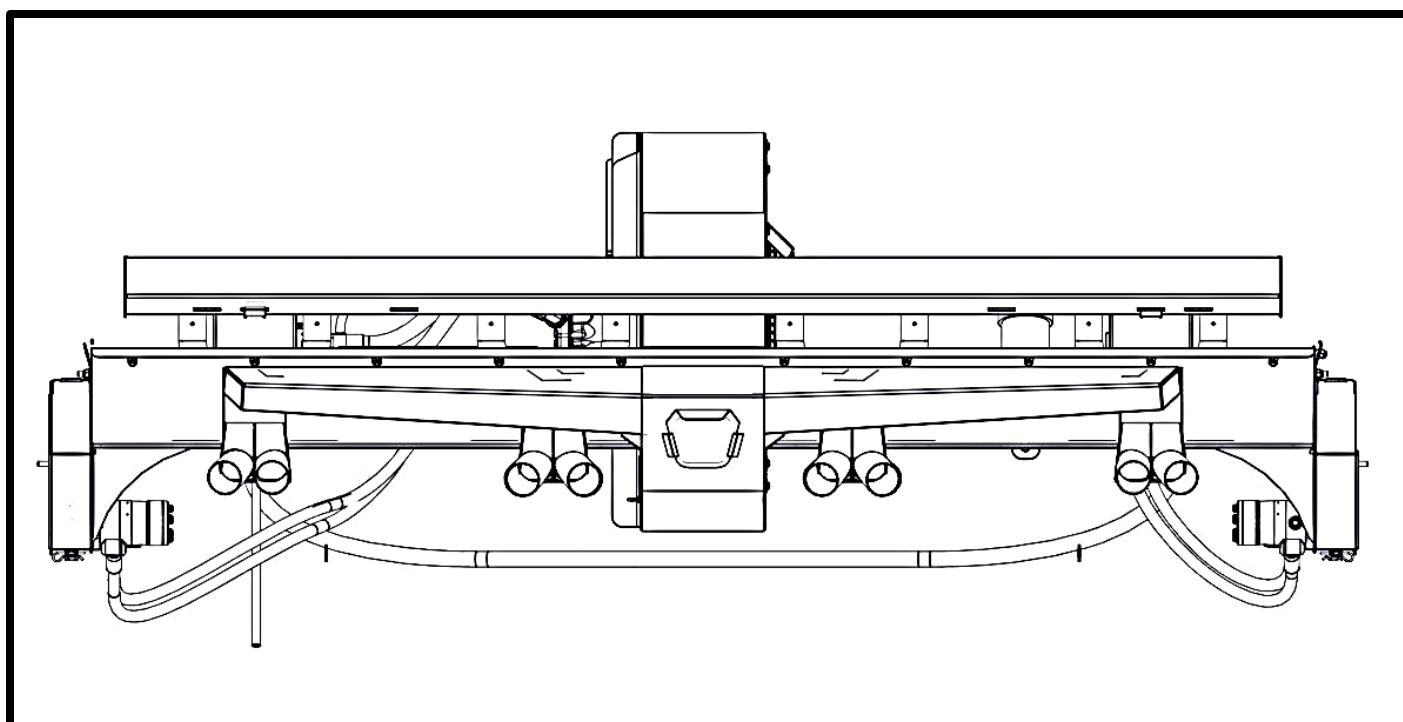


Two Section Meter - Center Bearings

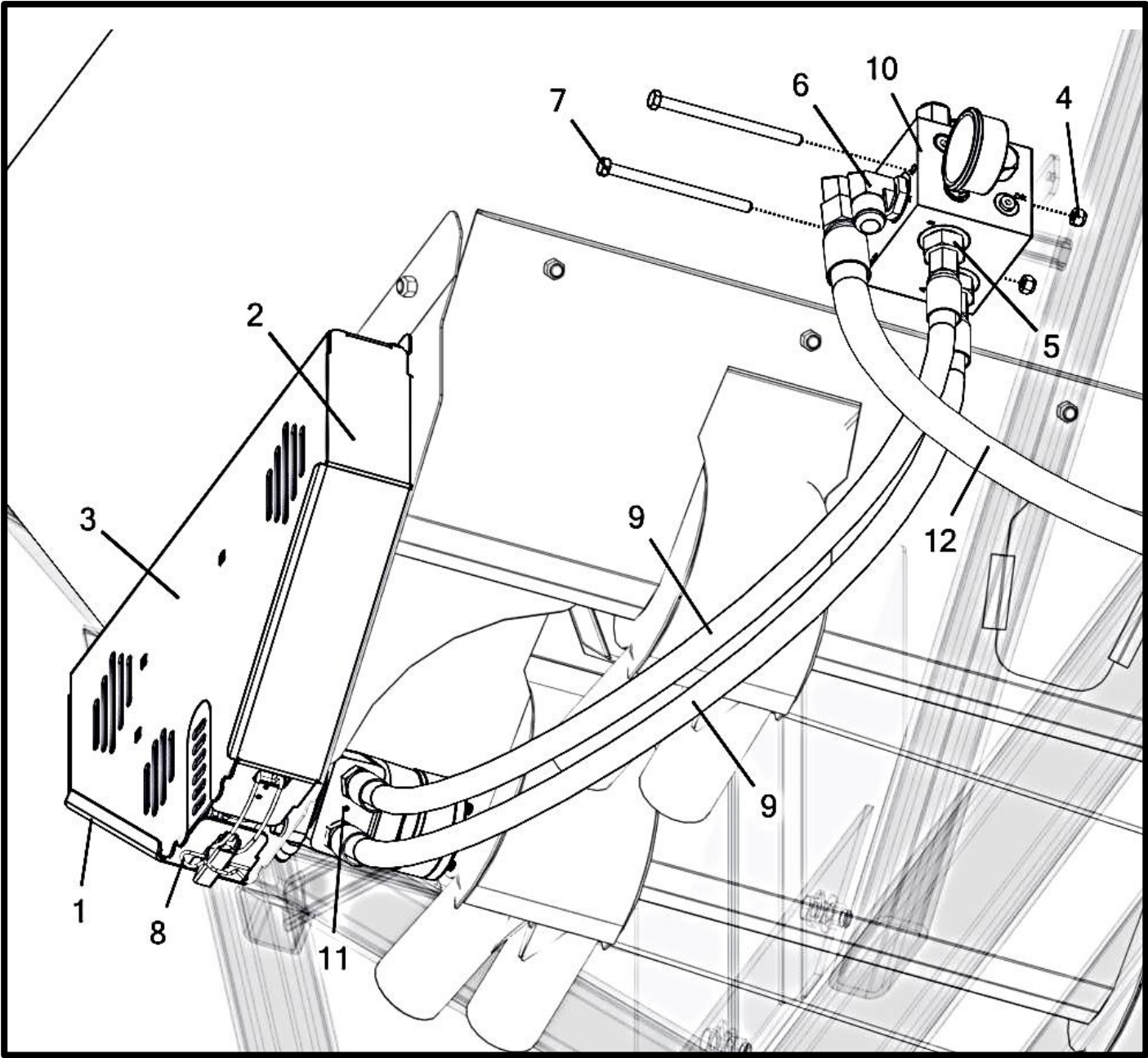
Item No.	Qty	Part Number	Description
1	2	M002753	Bearing - Section Control Block 2-12" (HO) (Shown)
	2	M003089	Bearing - Section Control Block 2" (STD)
2	4	P000109	Washer - 5/16" Flat (0.75" OD) (18-8 S/S FB)
3	4	P000711	Bolt - 5/16-18 x 1 x 0.875 Hex (F593 304 S/S FB)
4	2	W00_ _ _ _	Auger (See Page 29 for Auger P/N)
5	2	W00_ _ _ _	Auger (See Page 29 for Auger P/N)

Gen I Two Section Upgrade Kits

Part Number	Description
K002121	Kit - Gen I 16 Row 2 Section Upgrade (2-1/2" STD) *Check Harness Compatibility
K002122	Kit - Gen I 24 Row 2 Section Upgrade (2-1/2" STD) *Check Harness Compatibility
K002149	Kit - Gen I 16 Row 2 Section Upgrade (2" STD) *Check Harness Compatibility
K002150	Kit - Gen I 24 Row 2 Section Upgrade (2" STD) *Check Harness Compatibility



Two Section Meter - Motor And Hydraulic Block

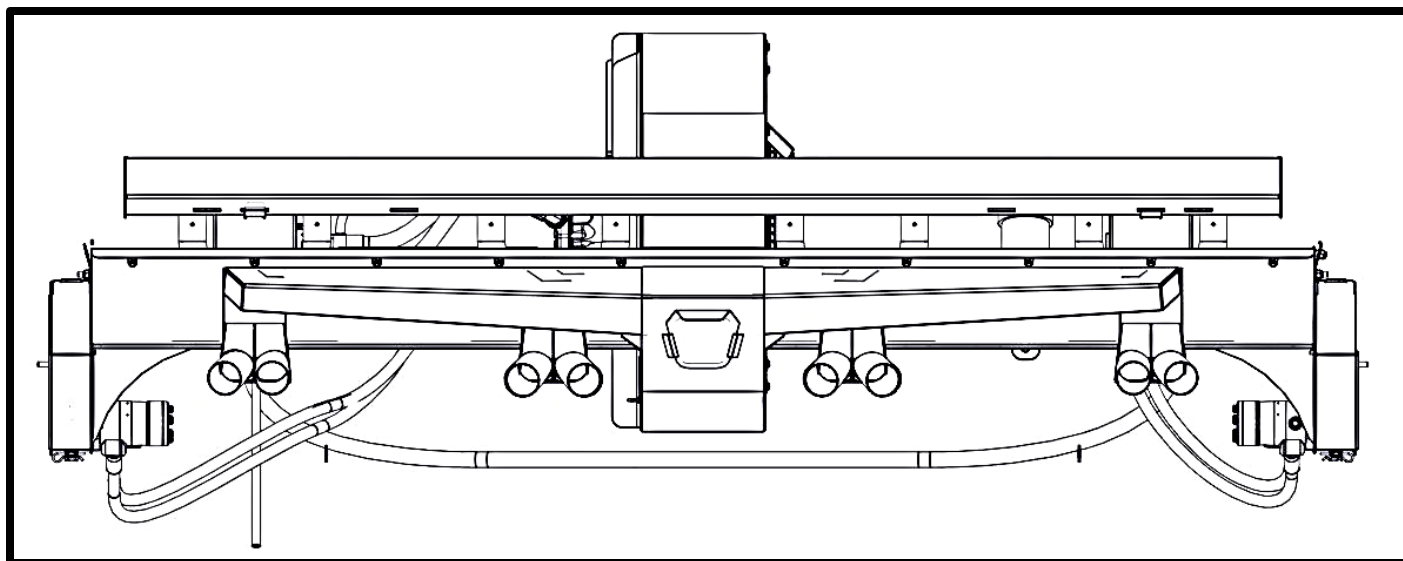


Two Section Meter - Motor And Hydraulic Block

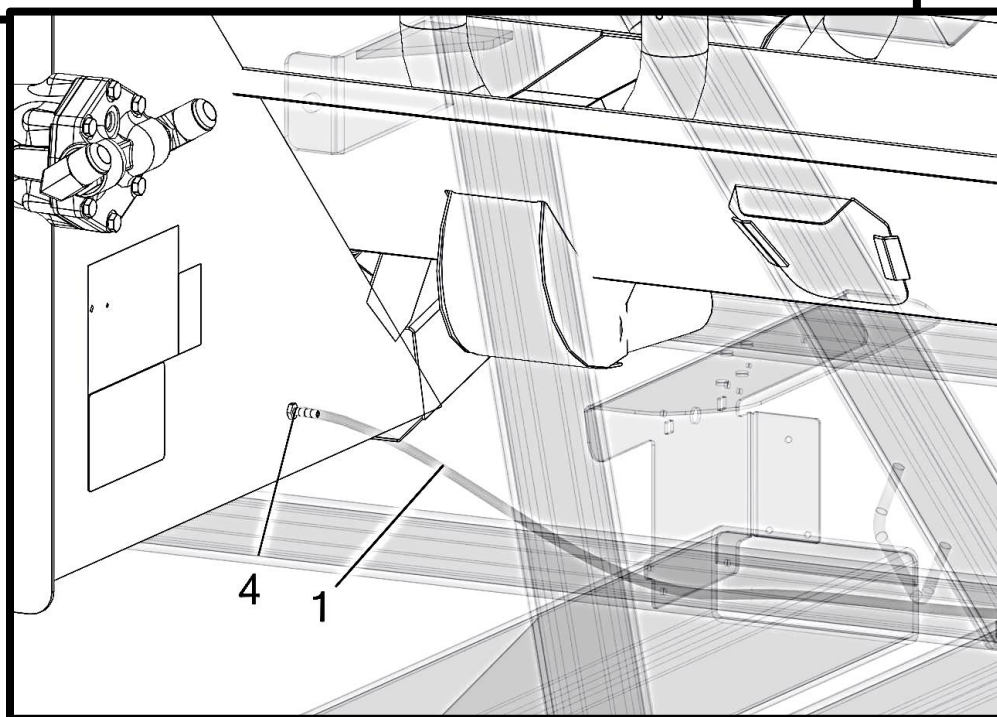
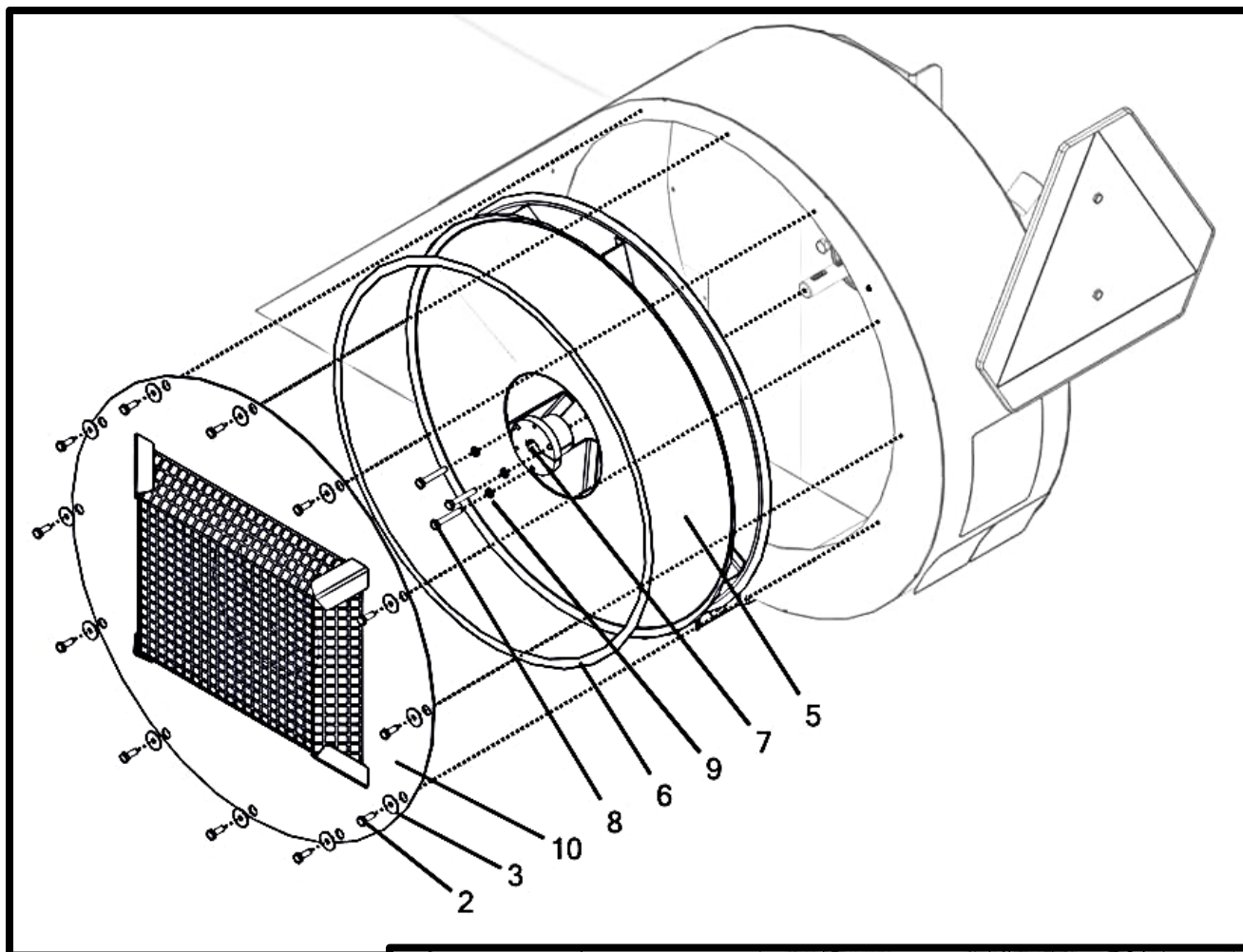
Item No.	Qty	Part Number	Description
1	1	A000162	Shield - Twin Auger Side Door
2	1	M001155	Shield - Twin Auger Safety Door (LH)
3	1	(R) M002828	Shield - Twin Auger Gen I Main Safety
4	2	P000104	Nut - 5/16-18 Hex Nylon Lock (F594 316 S/S FB)
5	2	P000384	Fitting - Hyd - #12 M O-Ring x #8 M JIC Straight (6400-08-12-O)
		P002585	O-Ring - #12 Buna (4000-12)
6	2	P000385	Fitting - Hyd - #12 M JIC x #12 M O-Ring Elbow 90 (6801-12-12)
		P002585	O-Ring - #12 Buna (4000-12)
7	2	P000505	Bolt - 5/16-18 x 5 x 0.875 Hex (F593 304 S/S FB)
8	1	P000567	Pin - Safety Shield Catch
9	2	P000714	Hose - Hydraulic 1/2" x 36" (#10 M O-ring x #8 F JIC Swivel)
		P002584	O-Ring - #10 Buna (4000-10)
10	1	P000718	Valve - Electric Hydraulic Block Manifold (PWM Closed)
11	1	P000806	Motor - Hyd. Motor Auger (Gen I) w/ Speed Sensor (101-3931-009)
12	1	P000715	Hose - Hydraulic 3/4" x 92" (#12 F JIC Swivel x #12 F JIC Swivel)

Gen I Two Section Upgrade Kits

Part Number	Description
K002121	Kit - Gen I 16 Row 2 Section Upgrade (2-1/2" STD) *Check Harness Compatibility
K002122	Kit - Gen I 24 Row 2 Section Upgrade (2-1/2" STD) *Check Harness Compatibility
K002149	Kit - Gen I 16 Row 2 Section Upgrade (2" STD) *Check Harness Compatibility
K002150	Kit - Gen I 24 Row 2 Section Upgrade (2" STD) *Check Harness Compatibility



Fan Assembly And Hardware



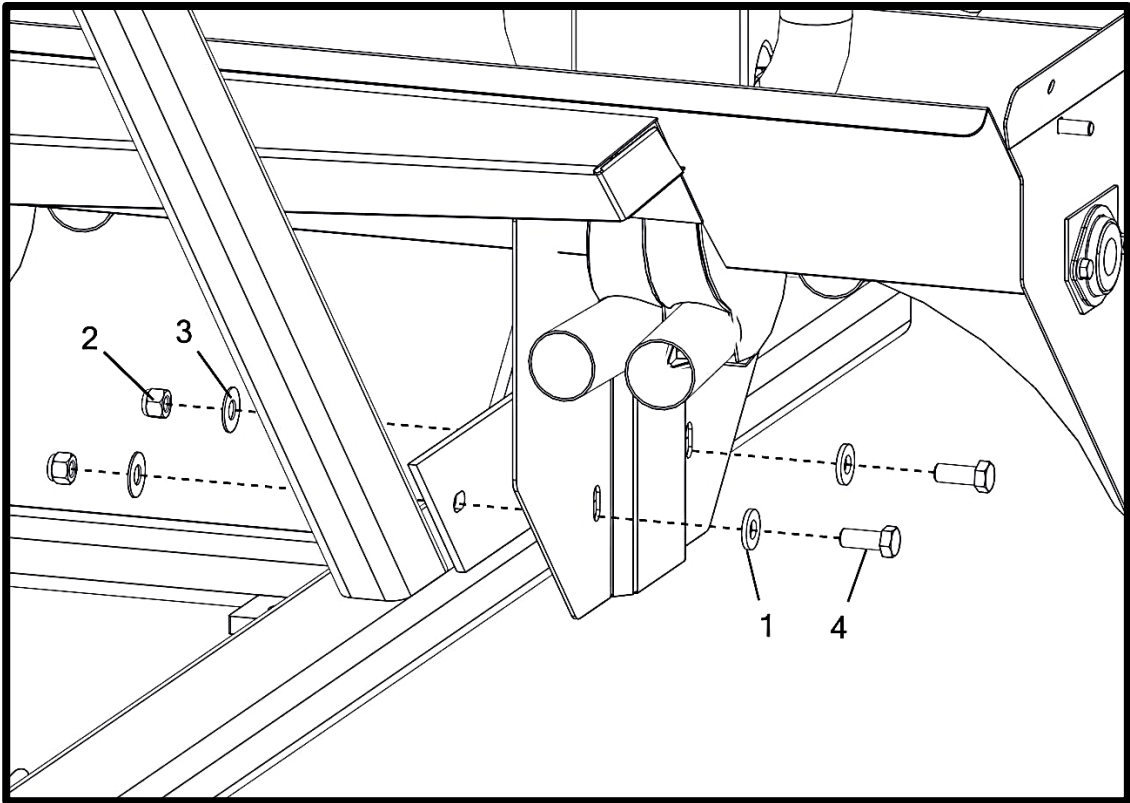
Fan Assembly And Hardware

Item No.	Qty	Part Number	Description
1	1	M001043	Hose - Air Gauge Fan Tube (126")
2	12	P000092	Bolt - 1/4-28 x 0.75 x 0.75 Hex (F593 304 S/S FB) *
3	12	P000108	Washer - 1/4" Fender (1" OD) (18-8 S/S FB) *
4	1	P000125	Fitting - Air - 3/16" Hose Barb x 1/8 NPT
5	1	P000148	Fan Wheel - 2210A (16-24 Row) (Shown)
	1	P000147	Fan Wheel - 1808A (8-12 Row)
6	6.25'	P000241	Fan Seal - Vinyl Foam Tape
7	1	P000364	Bushing - QD Taper Lock SD x .875" Bore x .25" Keyway
8	3	P002552	Bolt - 1/4-20 x 1.75 x 1.75 Hex (GR 5 M/S FG) †
9	3	P002554	Washer - 1/4" Split Lock (0.487" OD) (GR 5 M/S FG) †
10	1	W000055	Cover - Fan Inlet (2210) (16-24 Row) (Shown)
	1	W000056	Cover - Fan Inlet (1808) (8-12 Row)

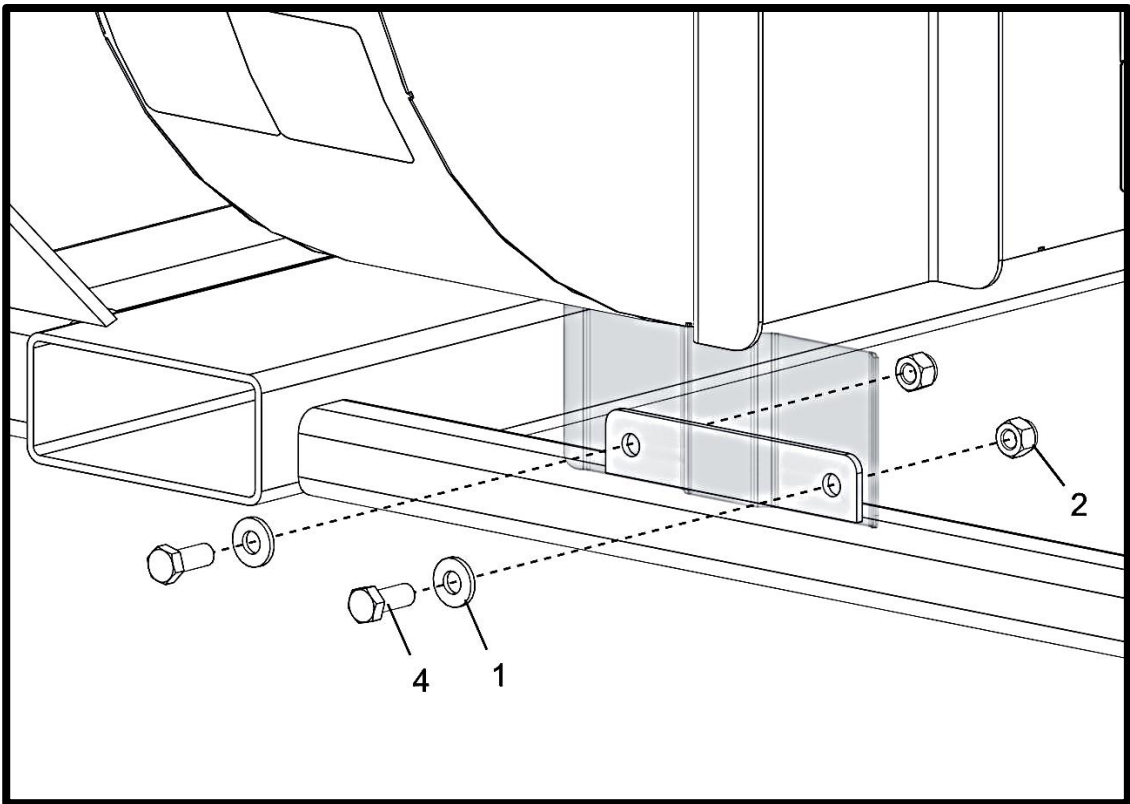
(*) Included In K000005 - Kit - Fan Hardware

(†) Included In K002095 - Kit - Fan Hub Hardware (QD Bushing)

Meter Supports



Fan Support

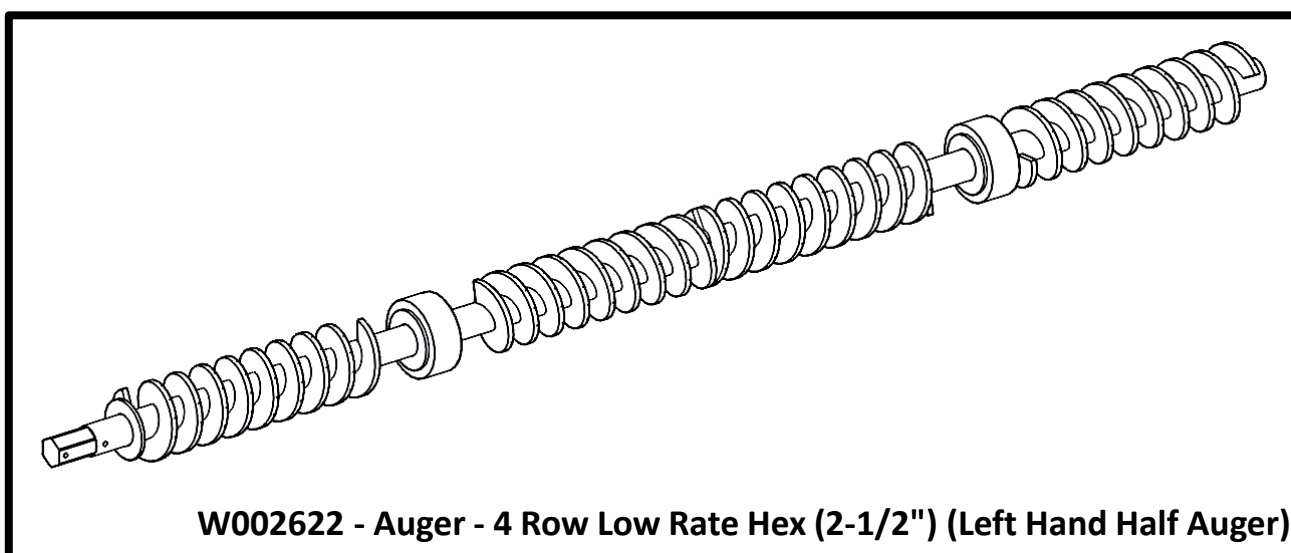
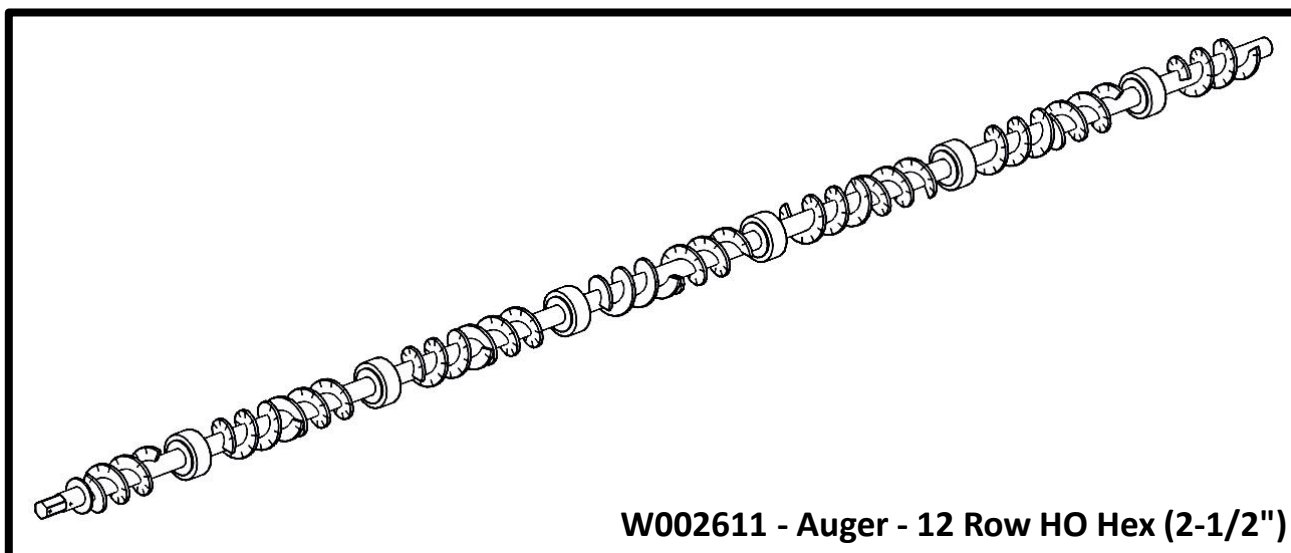
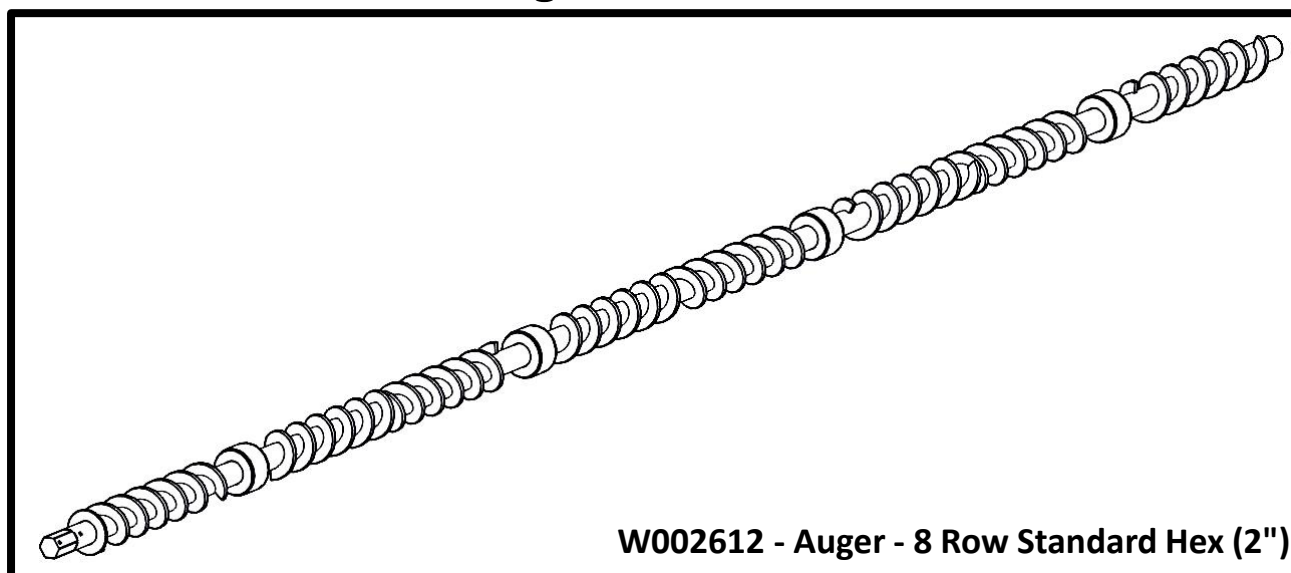


Meter And Fan Supports

Item No.	Qty	Part Number	Description
1	6	M002343	Washer - .53" I.D. x 1.25 O.D. x .135 Flat (304 S/S)
2	6	P000106	Nut - 1/2-13 Hex Nylon Lock (F594 316 S/S FB) *
3	4	P000114	Washer - 1/2" Flat (1.25" OD) (18-8 S/S FB) *
4	6	P002477	Bolt - 1/2-13 x 1.25 x 1.25 Hex (F593 304 S/S FB) *

(*) Included In K002080 - Kit - Cradle/Meter Bolts Hardware (S/S)

Auger Variations



Auger Variations*

Standard Rate Augers

W002623	Auger - 4 Row STD Hex (2")(Left Hand Half Auger)
W002631	Auger - 4 Row STD Hex (2") (Right Hand Half Auger)
W002624	Auger - 6 Row STD Hex (2") (Left Hand Half Auger)
W002632	Auger - 6 Row STD Hex (2") (Right Hand Half Auger)
W002612	Auger - 8 Row STD Hex (2")
W002609	Auger - 12 Row STD Hex (2")
W002618	Auger - 18 Row Front STD Hex (2")

High Output Rate Augers

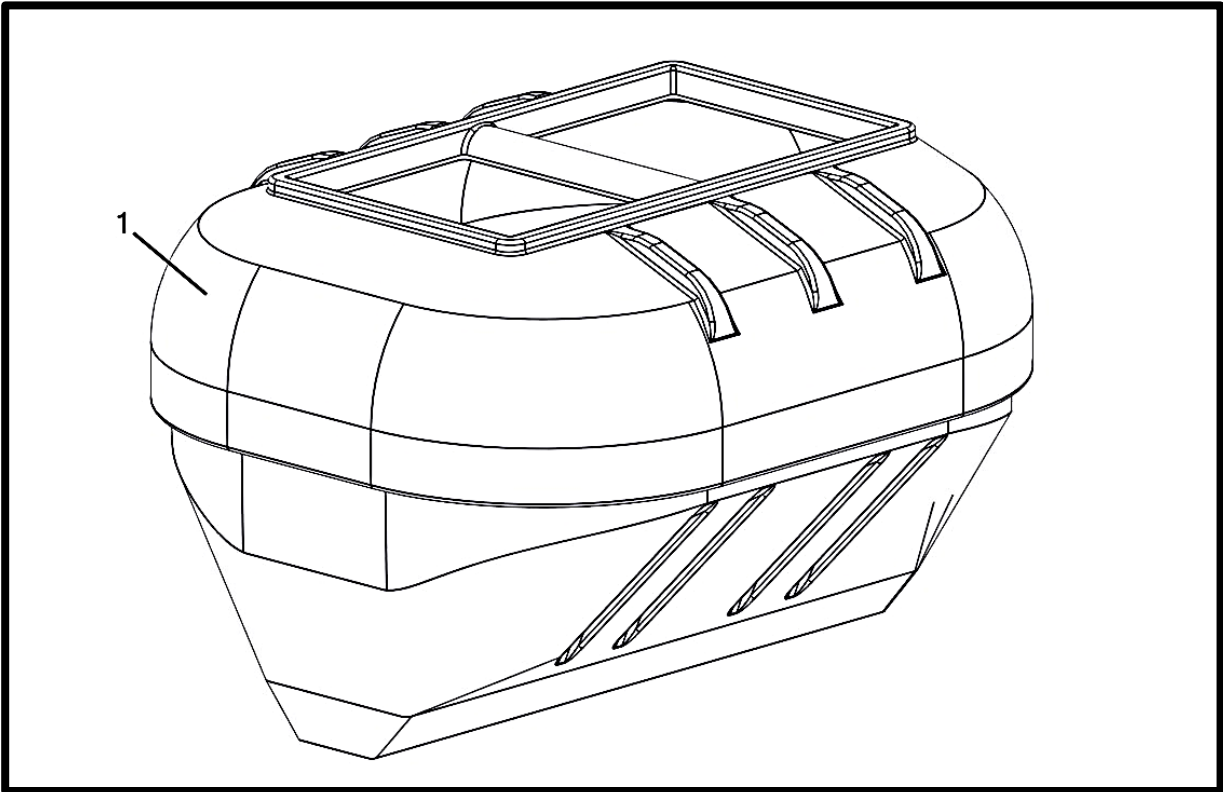
W002621	Auger - 4 Row HO Hex (2-1/2") (Left Hand Half Auger)
W002628	Auger - 4 Row HO Hex (2-1/2") (Right Hand Half Auger)
W002620	Auger - 6 Row HO Hex (2-1/2") (Left Hand Half Auger)
W002627	Auger - 6 Row HO Hex (2-1/2") (Right Hand Half Auger)
W002613	Auger - 8 Row HO Hex (2-1/2")
W002611	Auger - 12 Row HO Hex (2-1/2")
W002617	Auger - 18 Row Front HO Hex (2-1/2")

Low Rate Augers

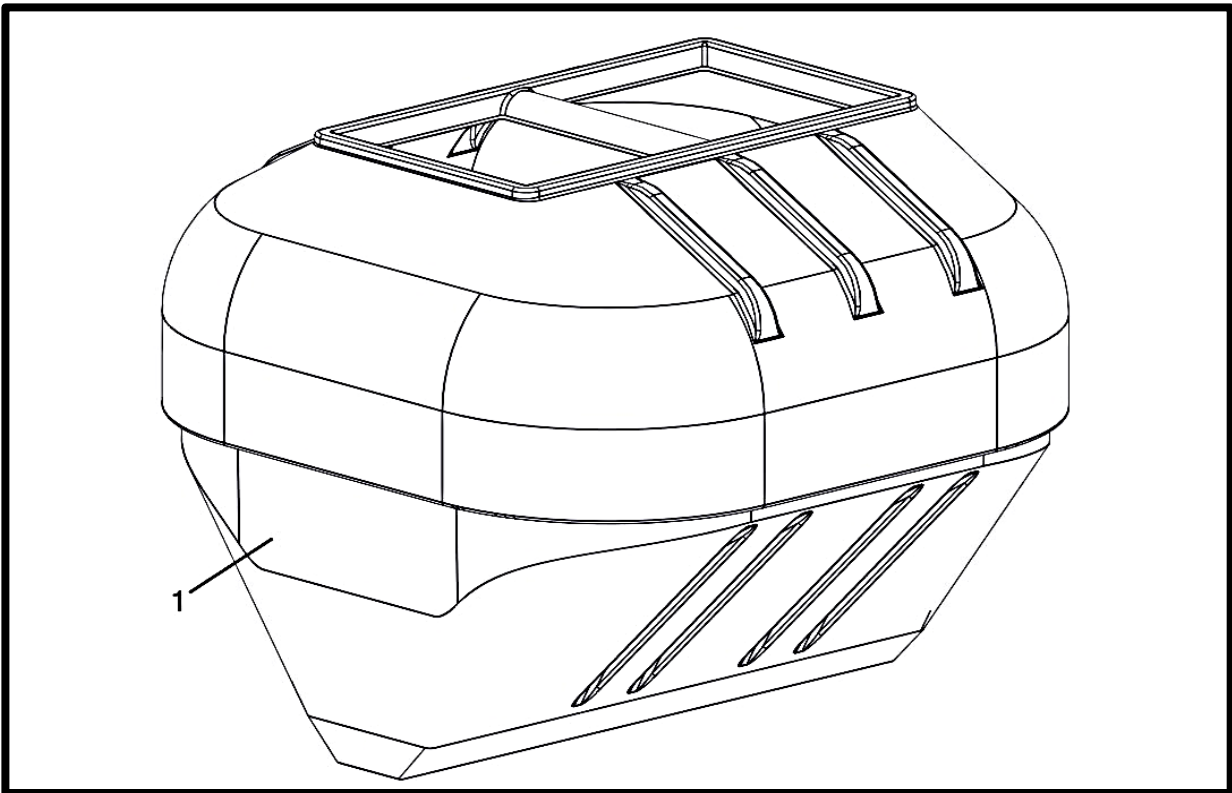
W002626	Auger - 4 Row Low Rate Hex (2")(Left Hand Half Auger)
W002634	Auger - 4 Row Low Rate Hex (2")(Right Hand Half Auger)
W002622	Auger - 4 Row Low Rate Hex (2-1/2") (Left Hand Half Auger)
W002630	Auger - 4 Row Low Rate Hex (2-1/2") (Right Hand Half Auger)
W002625	Auger - 6 Row Low Rate Hex (2")(Left Hand Half Auger)
W002633	Auger - 6 Row Low Rate Hex (2")(Right Hand Half Auger)
W002619	Auger - 6 Row Low Rate Hex (2-1/2")(Left Hand Half Auger)
W002629	Auger - 6 Row Low Rate Hex (2-1/2")(Right Hand Half Auger)
W002615	Auger - 8 Row Low Rate Hex (2")
W002610	Auger - 8 Row Low Rate Hex (2-1/2")
W002616	Auger - 12 Row Low Rate Hex (2")
W002614	Auger - 12 Row Low Rate Hex (2-1/2")

*** Augers Listed Here Are For Model Year 2019**
Serial Numbers (21131, 21198 - 21__ _)
Augers Compatible With Older Models May Be Available,
Contact Customer Service For Details

6 Ton Tank



9 Ton Tank



6 Ton Tank

Item No.	Qty.	Part Number	Description
1	1	P000185__	Tank - Poly 6 Ton

AVAILABLE TANK COLORS

ZZ = Gray Poly

ZY = Yellow Poly

ZX = White Poly

9 Ton Tank

Item No.	Qty.	Part Number	Description
1	1	P000186__	Tank - Poly 9 Ton

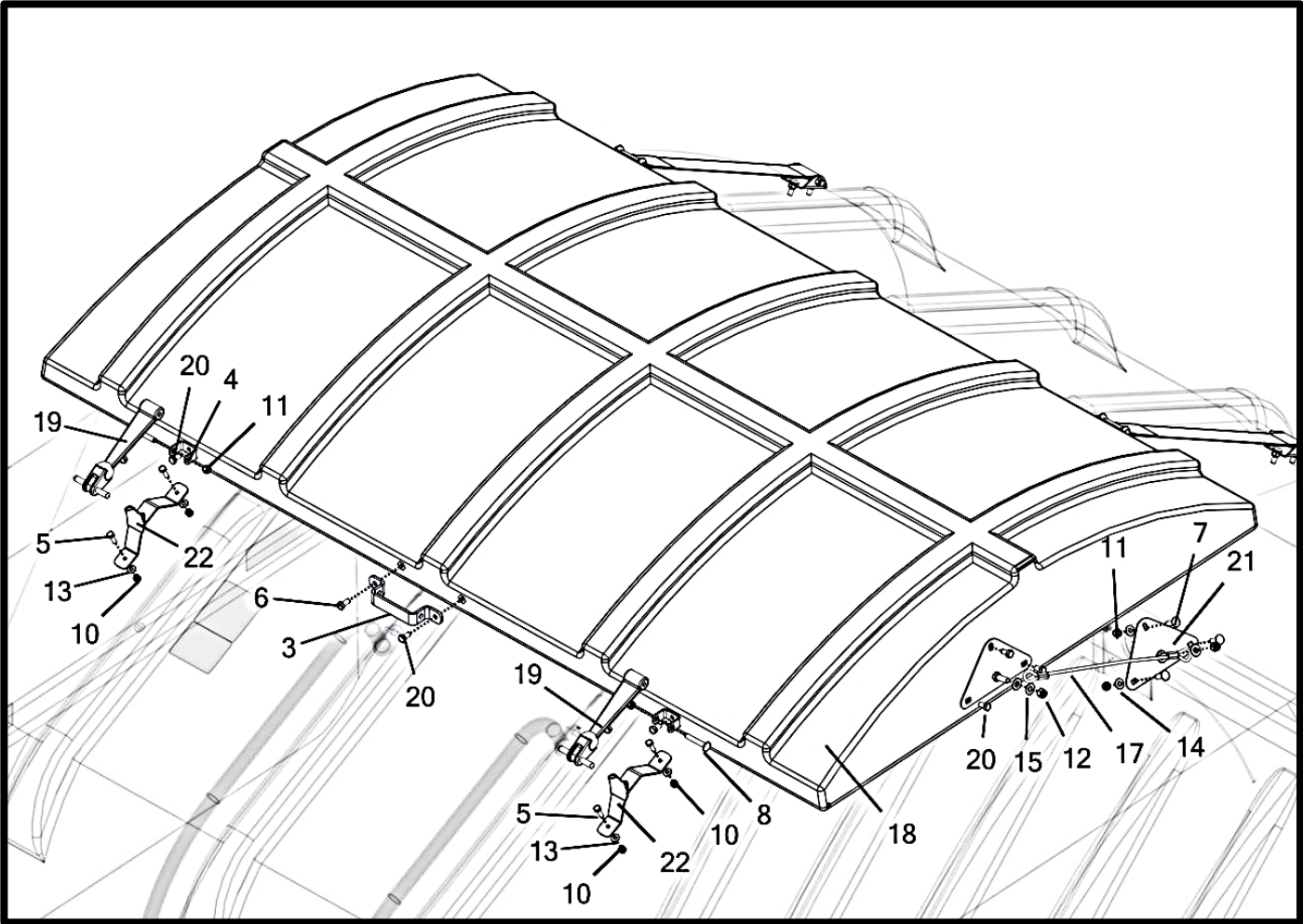
AVAILABLE TANK COLORS

ZZ = Gray Poly

ZY = Yellow Poly

ZX = White Poly

Lid - Deck Side



Lid - Deck Side

Item No.	Qty	Part Number	Description
1	2	M000010	Bracket - Tank Strap
2	2	M000011	Bracket - Lid Strap
3	1	M000016	Handle - Poly Lid
4	2	M000619	Bracket - Lid Latch Swivel
5	4	P000091	Bolt - 1/4-20 x 1 x 0.75 Hex (F593 304 S/S FB) †
6	1	P000093	Bolt - 5/16-18 x 0.75 x 0.75 Hex (F593 304 S/S FB) *
7	10	P000094	Bolt - 5/16-18 x 1 x 1 Carriage (F593 304 S/S FB) †
8	2	P000095	Bolt - 5/16-18 x 2 x 0.875 Carriage (F593 304 S/S FB) *
9	4	P000096	Bolt - 5/16-18 x 3 x 3 Carriage (F593 304 S/S FB) * †
10	4	P000103	Nut - 1/4-20 Hex Nylon Lock (F594 316 S/S FB) †
11	14	P000104	Nut - 5/16-18 Hex Nylon Lock (F594 316 S/S FB) * †
12	4	P000105	Nut - 3/8-16 Hex Nylon Lock (F594 316 S/S FB) * †
13	4	P000107	Washer - 1/4" Flat (0.625" OD) (18-8 S/S FB) †
14	9	P000109	Washer - 5/16" Flat (0.75" OD) (18-8 S/S FB) †
15	8	P000111	Washer - 3/8" Flat (0.875" OD) (18-8 S/S FB) *
16	2	P000129	Strap - Lid
17	2	P000130	Cable - Lid
18	1	P000187__	Tank Lid - Poly
19	2	P000553	Latch - Lid Components (2011-Present)
20	11	P000610	Bolt - 5/16-18 x 0.625 x 0.625 Hex (F593 304 S/S FB) *
21	4	W000100	Bracket - Lid Cable
22	2	W000167	Bracket - Lid Latch Weldment

(*) Included In K000016 - Kit - Lid Hardware

(†) Included In K000019 - Kit - Lid to Tank Hardware

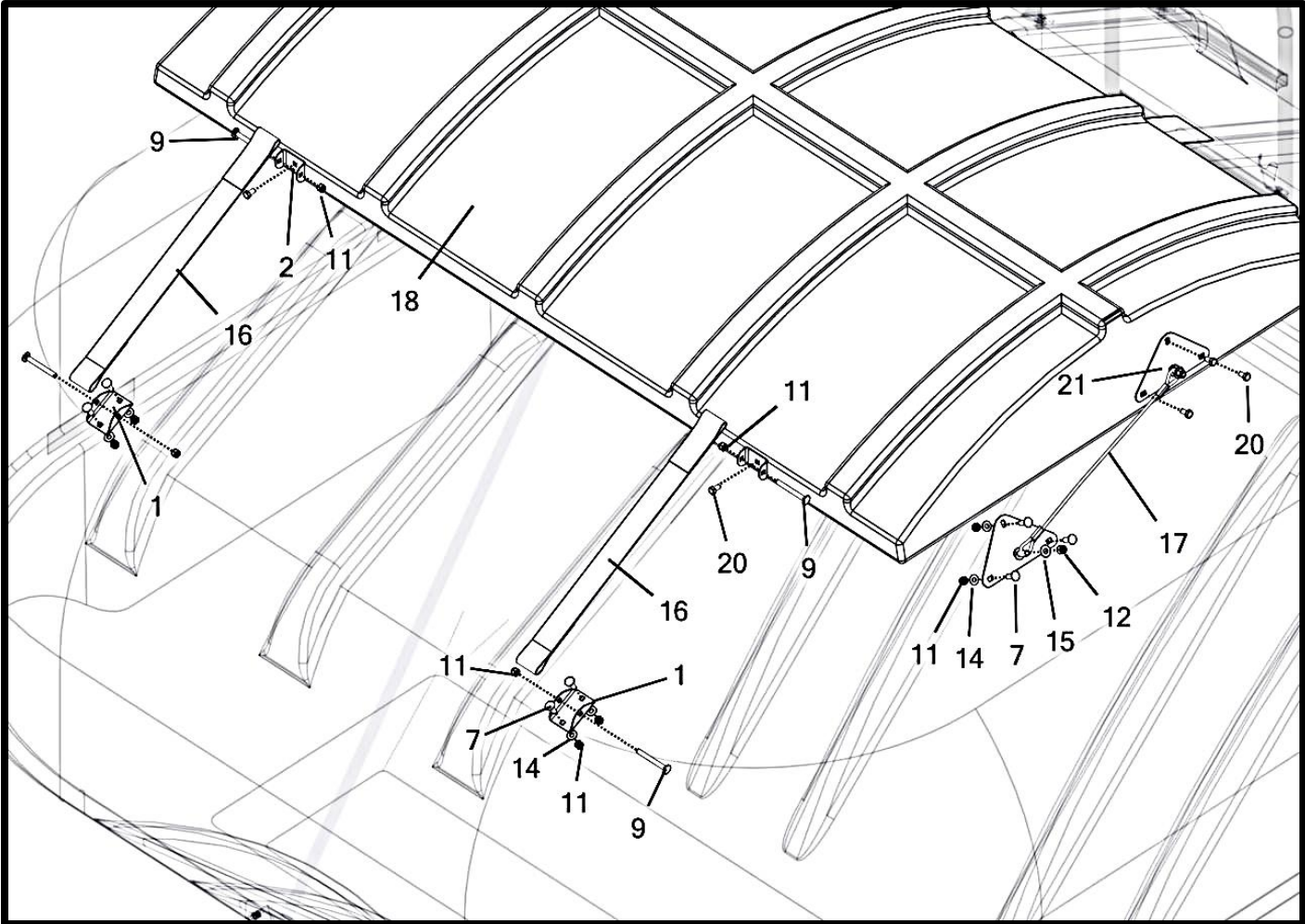
AVAILABLE TANK LID COLORS

ZZ = Gray Poly

ZY = Yellow Poly

ZX = White Poly

Lid - Non-deck Side



Lid - Non-deck Side

Item No.	Qty	Part Number	Description
1	2	M000010	Bracket - Tank Strap
2	2	M000011	Bracket - Lid Strap
3	1	M000016	Handle - Poly Lid
4	2	M000619	Bracket - Lid Latch Swivel
5	4	P000091	Bolt - 1/4-20 x 1 x 0.75 Hex (F593 304 S/S FB) †
6	1	P000093	Bolt - 5/16-18 x 0.75 x 0.75 Hex (F593 304 S/S FB) *
7	10	P000094	Bolt - 5/16-18 x 1 x 1 Carriage (F593 304 S/S FB) †
8	2	P000095	Bolt - 5/16-18 x 2 x 0.875 Carriage (F593 304 S/S FB) *
9	4	P000096	Bolt - 5/16-18 x 3 x 3 Carriage (F593 304 S/S FB) * †
10	4	P000103	Nut - 1/4-20 Hex Nylon Lock (F594 316 S/S FB) †
11	14	P000104	Nut - 5/16-18 Hex Nylon Lock (F594 316 S/S FB) * †
12	4	P000105	Nut - 3/8-16 Hex Nylon Lock (F594 316 S/S FB) * †
13	4	P000107	Washer - 1/4" Flat (0.625" OD) (18-8 S/S FB) †
14	9	P000109	Washer - 5/16" Flat (0.75" OD) (18-8 S/S FB) †
15	8	P000111	Washer - 3/8" Flat (0.875" OD) (18-8 S/S FB) *
16	2	P000129	Strap - Lid
17	2	P000130	Cable - Lid
18	1	P000187__	Tank Lid - Poly
19	2	P000553	Latch - Lid Components (2011-Present)
20	11	P000610	Bolt - 5/16-18 x 0.625 x 0.625 Hex (F593 304 S/S FB) *
21	4	W000100	Bracket - Lid Cable
22	2	W000167	Bracket - Lid Latch Weldment

(*) Included In K000016 - Kit - Lid Hardware

(†) Included In K000019 - Kit - Lid to Tank Hardware

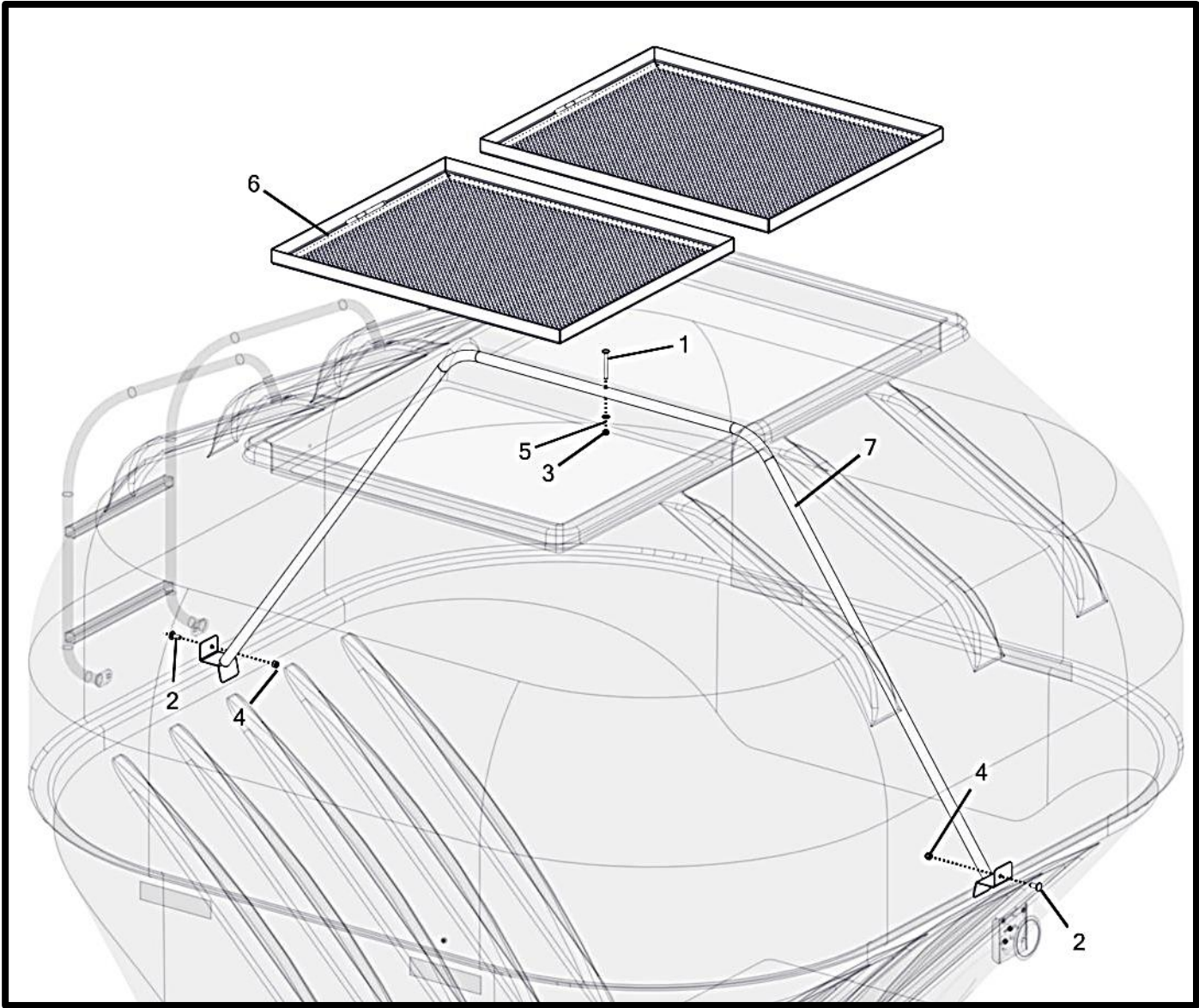
AVAILABLE TANK LID COLORS

ZZ = Gray Poly

ZY = Yellow Poly

ZX = White Poly

Inside Tank

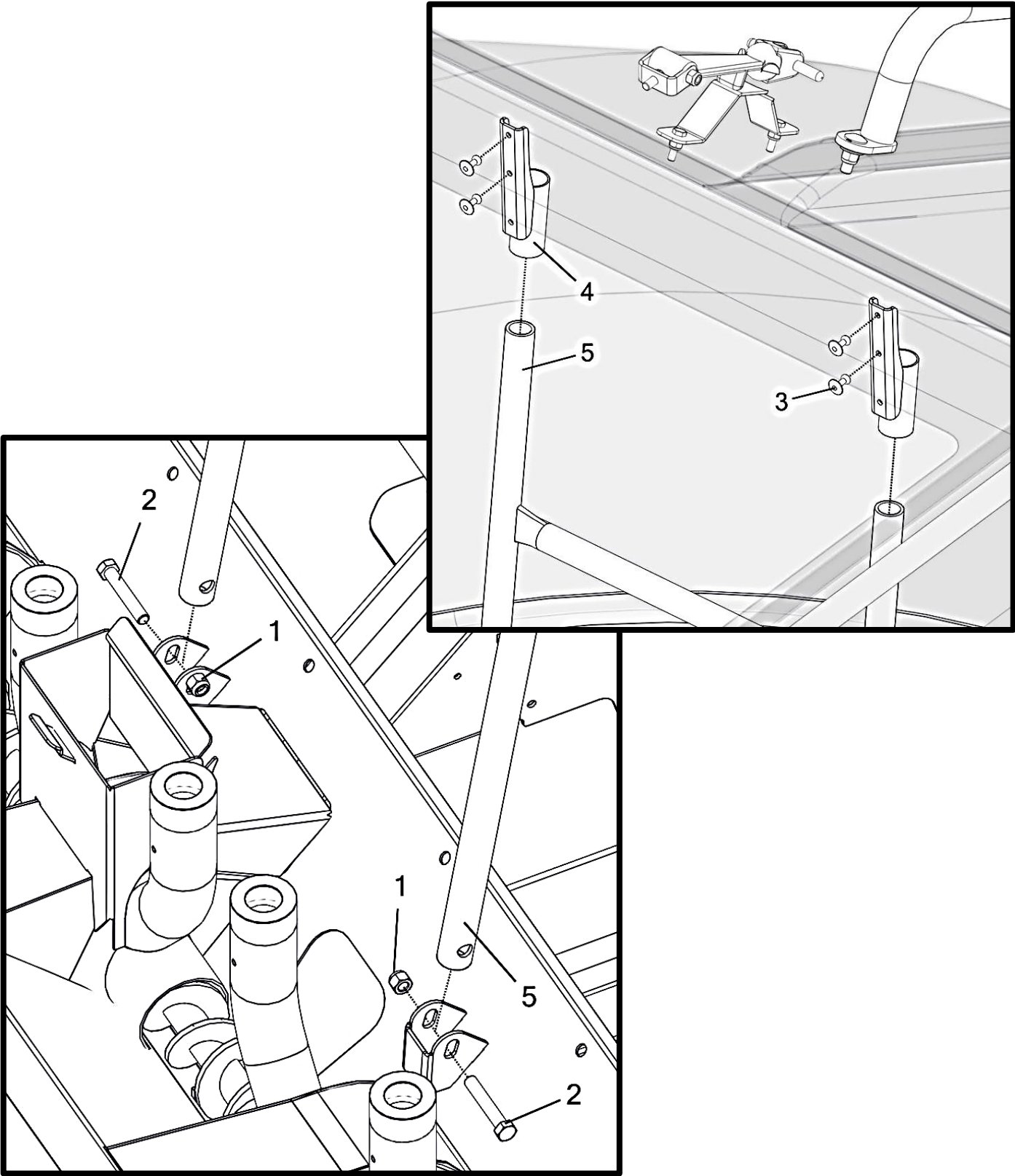


Inside Tank

Item No.	Qty	Part Number	Description
1	1	P000096	Bolt - 5/16-18 x 3 x 3 Carriage (F593 304 S/S FB) *
2	2	P000098	Bolt - 3/8-16 x 1 x 1 Carriage (F593 304 S/S FB) *
3	1	P000104	Nut - 5/16-18 Hex Nylon Lock (F594 316 S/S FB) *
4	2	P000105	Nut - 3/8-16 Hex Nylon Lock (F594 316 S/S FB) *
5	1	P000109	Washer - 5/16" Flat (0.75" OD) (18-8 S/S FB) *
6	2	W000071	Screen - Tank Top (1/2" C/C) (Shown)
		W000160	Screen - Tank Top (3/4" C/C)
7	1	W000093	Brace - Tank (9 Ton) (Shown)
		W000092	Brace - Tank (6 Ton)

(†) Included In K000019 - Kit - Lid to Tank Hardware

Inside Tank Ladder



Inside Tank Ladder

Item No.	Qty	Part Number	Description
1	2	(N) P002215	Retainer - 3/8" E-Clip * † (REPLACED - SEE BELOW)
2	2	(N) P002216	Pin - Grooved Clevis 3/8" X 2" X 1 13/16" (18-8 S/S) (REPLACED - SEE BELOW)
3	4	(N) P002249	Rivet - 3/16" Large Flange 5/8"-3/4" Grip (18-8 S/S FB) * †
4	2	(N) W002368	Bracket - Inside Tank Ladder Hold Gen II
5	1	(N) W002602	Ladder - Twin Auger (9 Ton) Gen I Inside (Shown)
	1	(N) W002603	Ladder - Twin Auger (6 Ton) Gen I Inside
	1	(N) W002606	Ladder - Single Auger (9 Ton) Gen I Inside
	1	(N) W002607	Ladder - Single Auger (6 Ton) Gen I Inside

(*) Included In **(N)** K002222 - Kit - Tank/Trough Hardware Gen I (Single Auger)

(†) Included In **(N)** K002223 - Kit - Tank/Trough Hardware Gen I (Twin Auger)

LADDER STYLE CHANGED IN 2019, AND IS NOT RETROFITTABLE TO EARLIER MODELS.

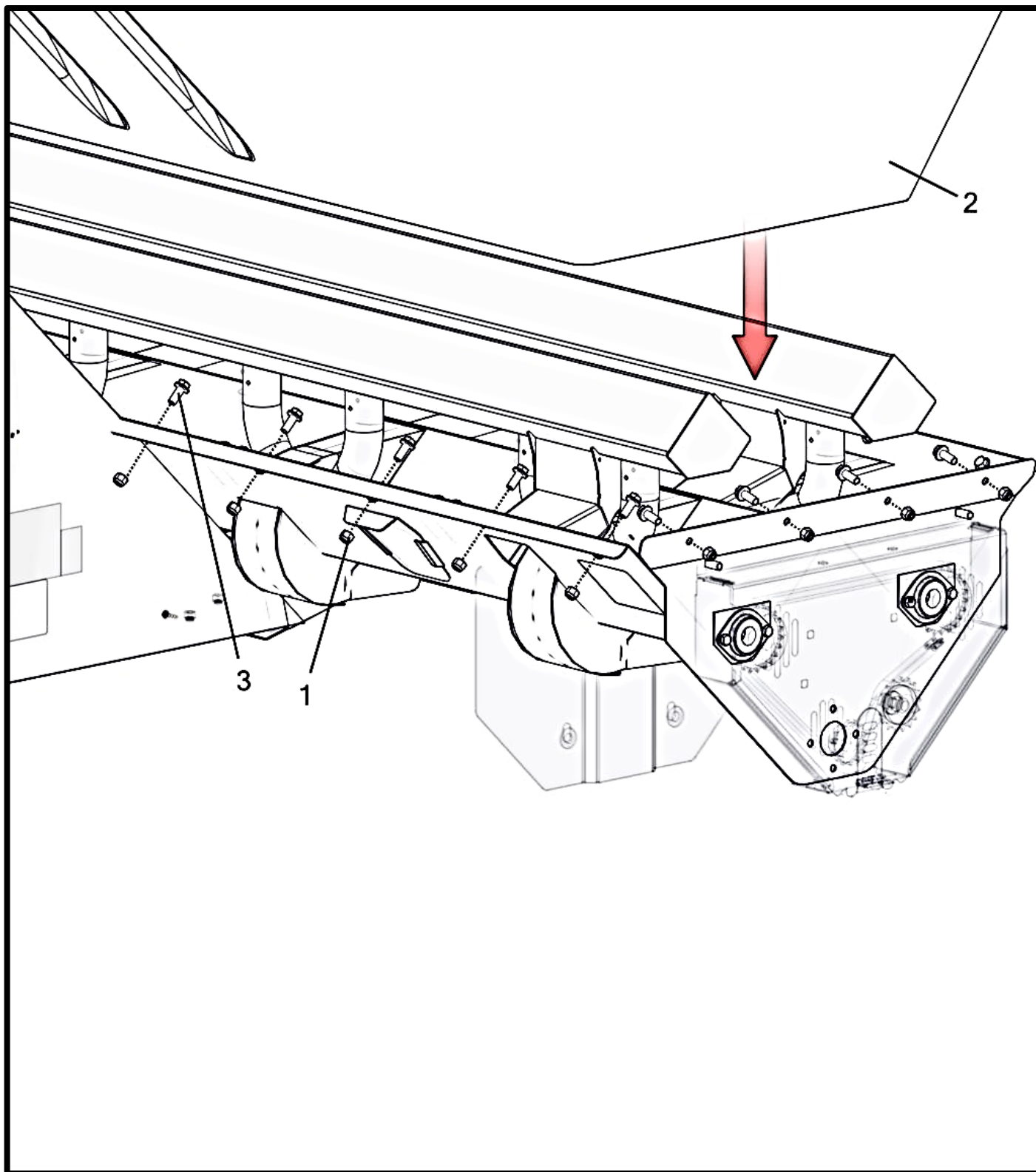
2020 MODELS REPLACE THE PIN / E-CLIP WITH THE FOLLOWING BOLT / NUT:

1	2	(R) P000105	Nut - 3/8-16 Hex Nylon Lock (F594 316 S/S FB) * †
2	2	(R) P000930	Bolt - 3/8-16 x 2.25 x 1 Hex (F593 304 S/S FB) * †

(*) Included In **(R)** K002363 - Kit - Tank/Trough Hardware Gen I (Single Auger)

(†) Included In **(R)** K002364 - Kit - Tank/Trough Hardware Gen I (Twin Auger)

Tank To Meter



P/N's followed by "__" are color coded parts.

Color codes: AA = Black Paint, ZZ = Gray, ZY = Yellow, ZX = White

See inside front cover for details.

11/17/2021 - REV. B

SN#: 21131, 21198 - 21639

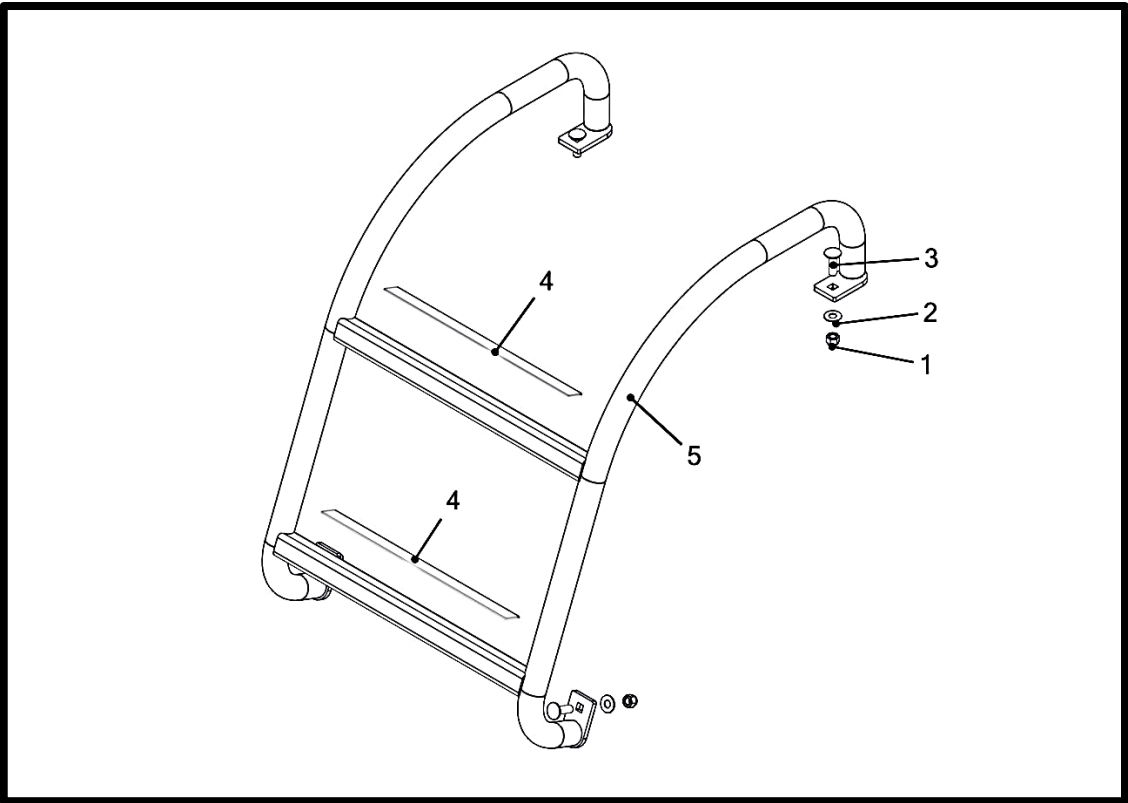
Tank To Meter

Item No.	Qty	Part Number	Description
1	28	P000105	Nut - 3/8-16 Hex Nylon Lock (F594 316 S/S FB) * †
2	1	P000186__	Tank - Poly 9 Ton (Shown)
	1	P000185__	Tank - Poly 6 Ton
3	28	(R) P002541	Bolt - 3/8-16 x 1 x 1 Flange (18-8 S/S FB) * †

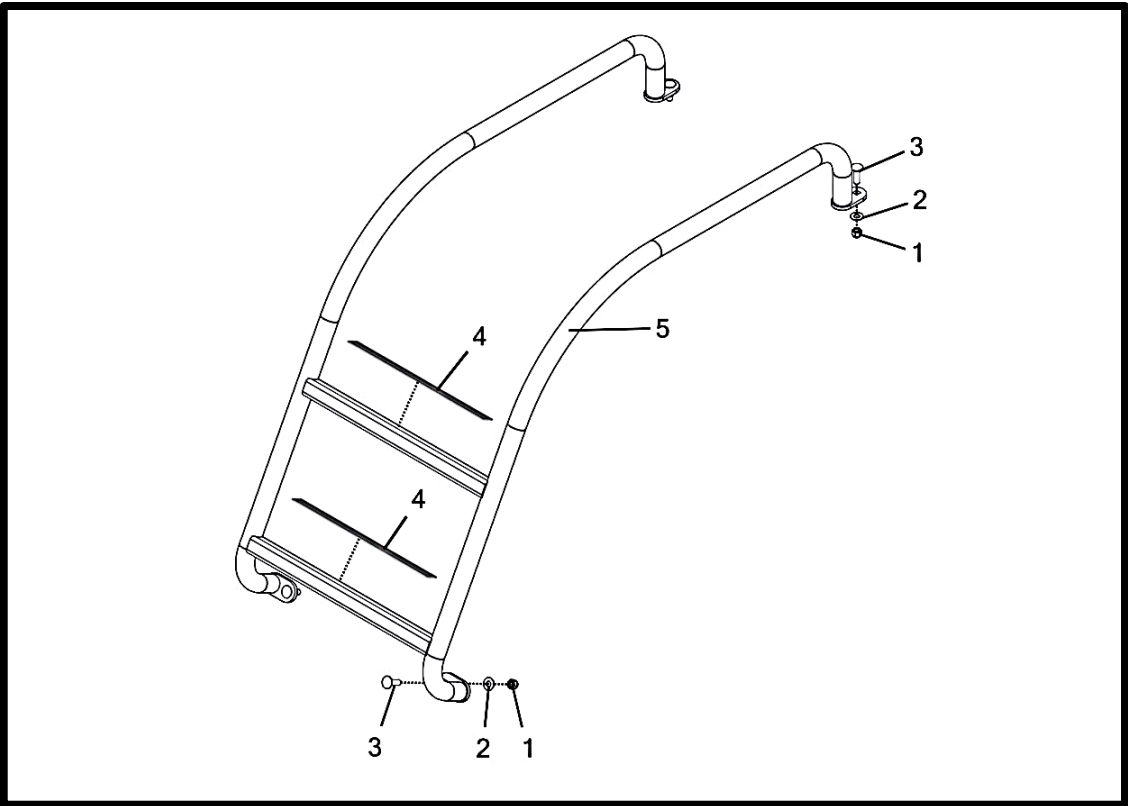
(*) Included In **(N)** K002222 - Kit - Tank/Trough Hardware Gen I (Single Auger)

(†) Included In **(N)** K002223 - Kit - Tank/Trough Hardware Gen I (Twin Auger)

Handrail - 6 Ton



Handrail - 9 Ton



Handrail - 6 Ton

Item No.	Qty.	Part Number	Description
		A002451__	Handrail - 6 Ton
1	4	P000105	Nut - 3/8-16 Hex Nylon Lock (F594 316 S/S FB) *
2	4	P000111	Washer - 3/8" Flat (0.875" OD) (18-8 S/S FB) *
3	4	P000303	Bolt - 3/8-16 x 1.25 x 1 Carriage (F593 304 S/S FB) *
4	2	P000473	Decal - Anti-Slip Safety Tape (1" x 13") Black 36g
5	1	W002583__	Rail - 6 Ton Tank Hand

(*) Included In K000056 - Kit - Handrail Hardware

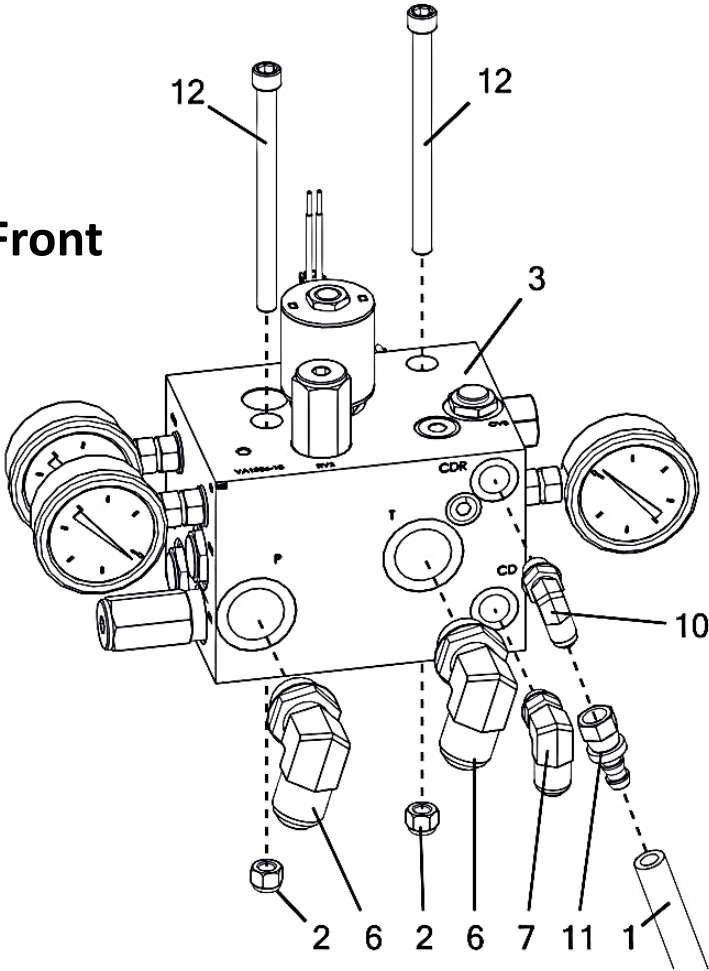
Handrail - 9 Ton

Item No.	Qty.	Part Number	Description
		A002449__	Handrail - 9 Ton
1	4	P000105	Nut - 3/8-16 Hex Nylon Lock (F594 316 S/S FB) *
2	4	P000111	Washer - 3/8" Flat (0.875" OD) (18-8 S/S FB) *
3	4	P000303	Bolt - 3/8-16 x 1.25 x 1 Carriage (F593 304 S/S FB) *
4	2	P000473	Decal - Anti-Slip Safety Tape (1" x 13") Black 36g
5	1	W002582__	Rail - 9 Ton Tank Hand

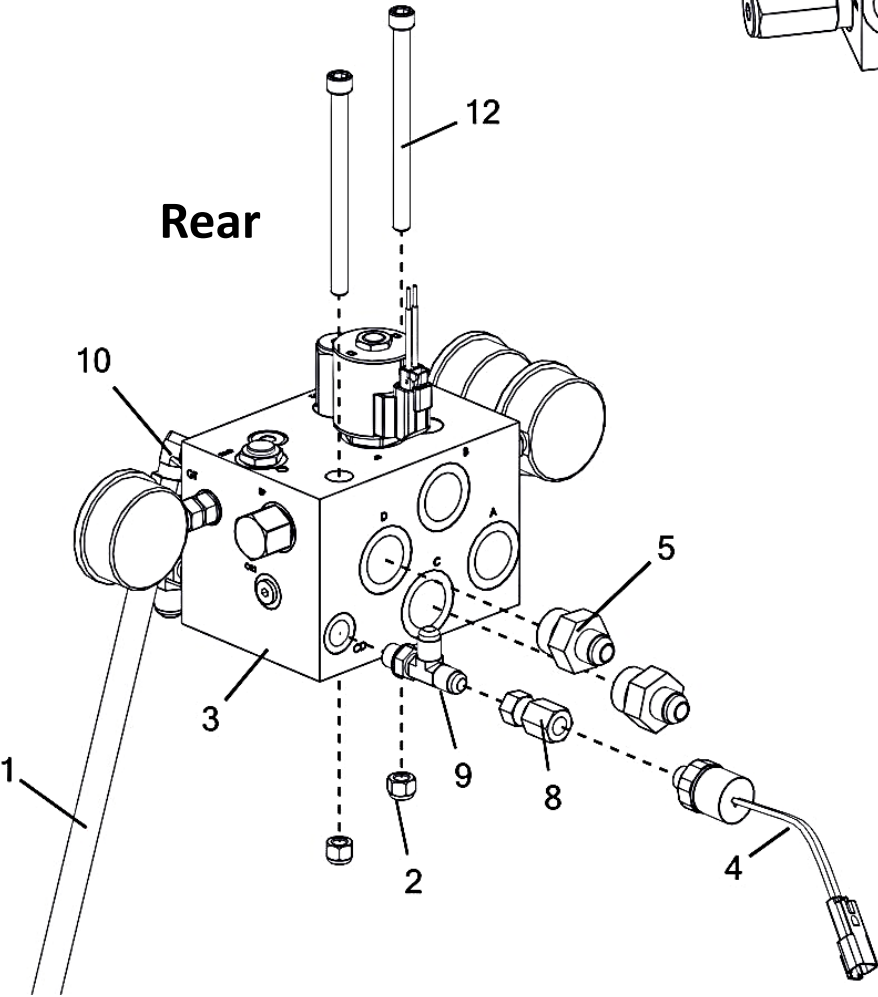
(*) Included In K000056 - Kit - Handrail Hardware

Hydraulic Block

Front



Rear



Hydraulic Block Fittings And Hardware

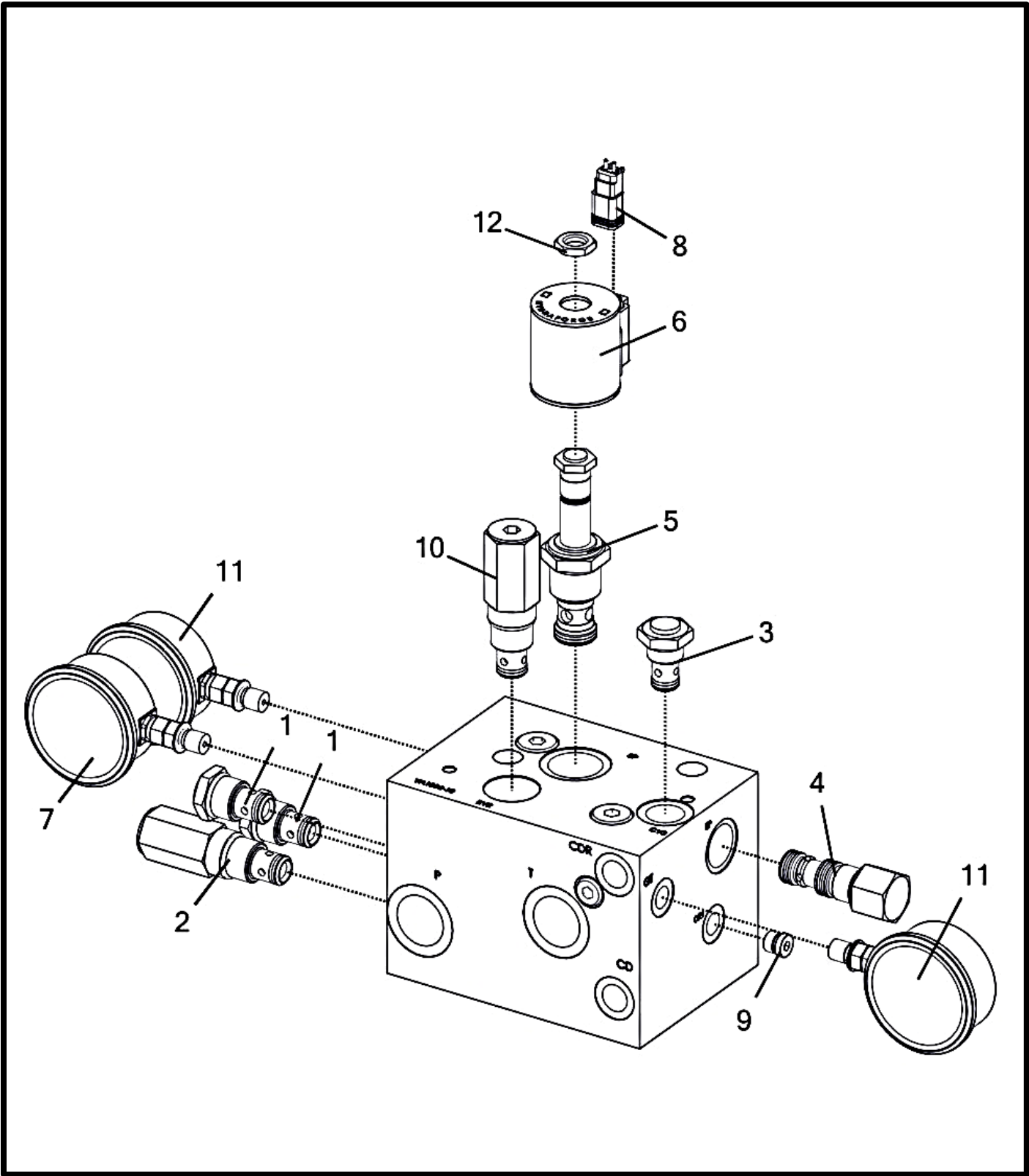
Item No.	Qty.	Part Number	Description
1	1	M001042	Hose - Manifold Case Drain Bypass
2	2	P000105	Nut - 3/8-16 Hex Nylon Lock (F594 316 S/S FB) * †
3	1	P000352	Manifold - Hydraulic Control
4	1	P000378	Switch - Hyd Pressure Sensor (15-35 PSI) (Case Drain)
5	2	P000384	Fitting - Hyd - #12 M O-Ring x M #8 JIC Straight ‡
		P002585	O-Ring - #12 Buna (4000-12)
6	2	P000385	Fitting - Hyd - #12 M JIC x #12 M O-Ring Elbow 90 ‡
		P002585	O-Ring - #12 Buna (4000-12)
7	1	P000386	Fitting - Hyd - #6 M O-Ring x #8 M JIC Elbow 90 ‡
		P002582	O-Ring - #6 Buna (4000-06)
8	1	P000388	Fitting - Hyd - #6 F JIC x 1/4" F Pipe Adapter Union ‡
9	1	P000389	Fitting - Hyd - 1&3=#6 M JIC, 2=#6 M O-Ring Tee ‡
		P002582	O-Ring - #6 Buna (4000-06)
10	1	P000390	Fitting - Hyd - #6 M O-Ring x #6 M JIC Elbow 90 ‡
		P002582	O-Ring - #6 Buna (4000-06)
11	1	P000391	Fitting - #6 F JIC Adapter to 3/8" Push-Lock Barb ‡
12	2	P000619	Bolt - 3/8-16 x 5 x 1 Socket Head (F593 316 S/S FB) * †

(*) Included In K002128 - Kit - Hydraulic Auger Drive Hardware (S/S)

(†) Included In K002081 - Kit - Hydraulic Auger Drive Hardware (Twin Auger) (S/S)

(‡) Included In K000031 - Kit - Hydraulic Fittings and Hoses for Manifold Units

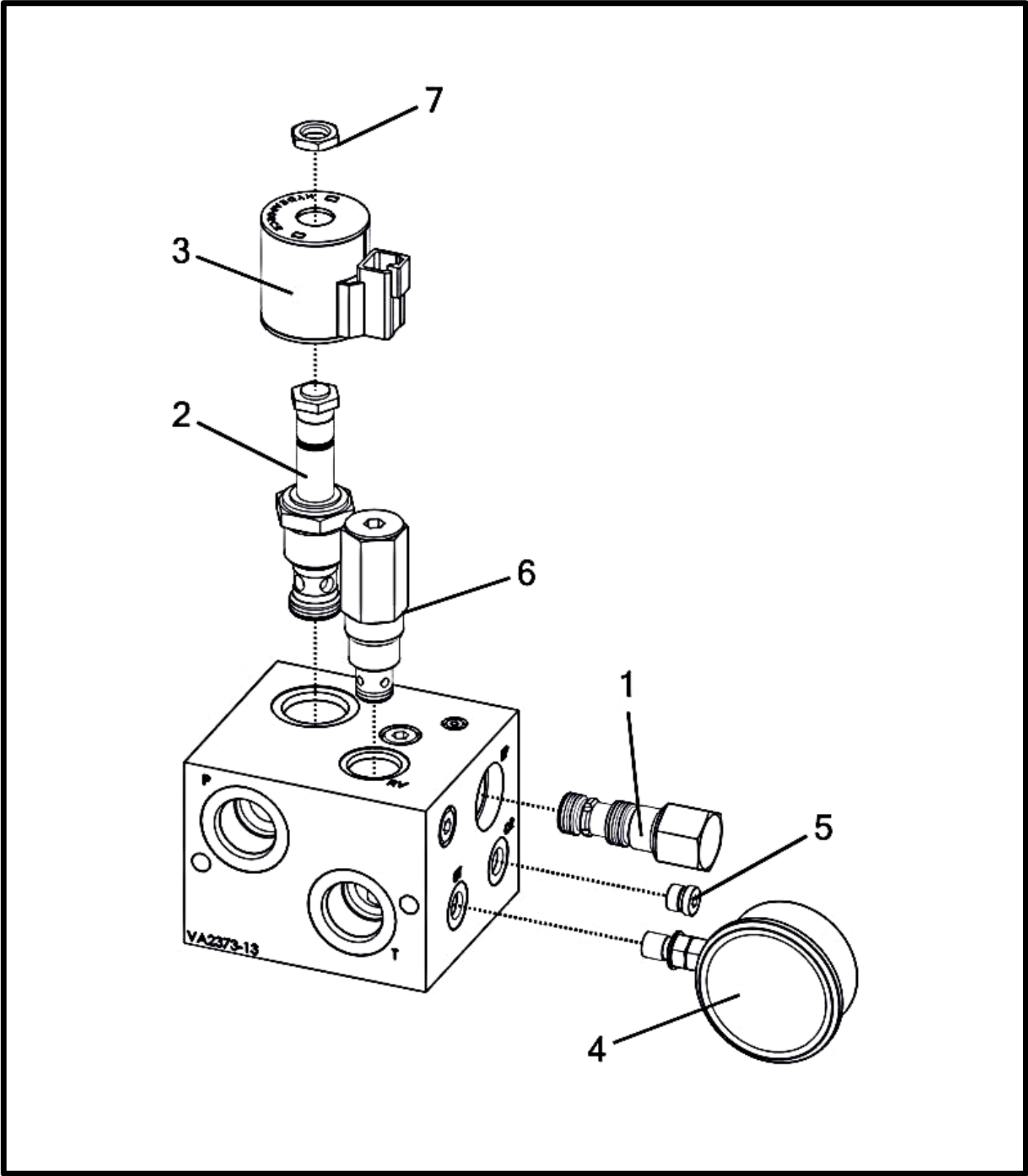
Hydraulic Block Components (P000352)



Hydraulic Block Components (P000352)

Item No.	Qty	Part Number	Description
1	2	P000355	Valve - Hyd. - #10 Size Check, 20 GPM, 10 PSI (565845)
		P002568	Kit - 565803 Replacement Seal
2	1	P000356	Valve - Hyd. - #10 Size Relief Differential, Poppet, 20 GPM, 3000 PSI (889553)
		P002568	Kit - 565803 Replacement Seal
3	1	P000358	Valve - Hyd. - #8 Size Check, 8 GPM, 25PSI (02-171258)
		P002569	Kit - 02-165875 Replacement Seal
4	1	P000359	Valve - Hyd. - #10 Size EP Logic Element, 20 GPM, 80 PSI (EPFR50-S35-0-N-80)
		P002570	Kit - SK10-3N-MM Replacement Seal
5	1	P000360	Valve - Hyd. - #12 Size Proportional Control, 2-Way, NC, Poppet (PWM) (SP12-20-0-N-00)
		P002571	Kit - SK12-2N-T Replacement Seal
6	1	P000361	E-Coil - #10, 12 VDC, Deutsch DT04-2P (4303712)
7	1	P000362	Gauge - Hyd. - 3000 PSI #4 O-Ring (7/16"-20)
		P002581	O-Ring - #4 Buna (4000-04)
8	1	P000363	Harness - 2 Pin Deutsch w/ 9" Leads (DT06-2S)
9	1	P000787	Plug - Hyd. - #04 O-Ring 6408-HHP-04
		P002581	O-Ring - #4 Buna (4000-04)
10	1	P000947	Valve - Hyd. - 10 Size Relief Differential Poppet 20 GPM, 750 PSI RV3-10-1-0-9/7.5
		P002568	Kit - 565803 Replacement Seal
11	2	P002411	Gauge - Hyd. - 1500 PSI #4 O-Ring (7/16"-20)
		P002581	O-Ring - #4 Buna (4000-04)
12	1	P002517	Nut - Coil 7004400

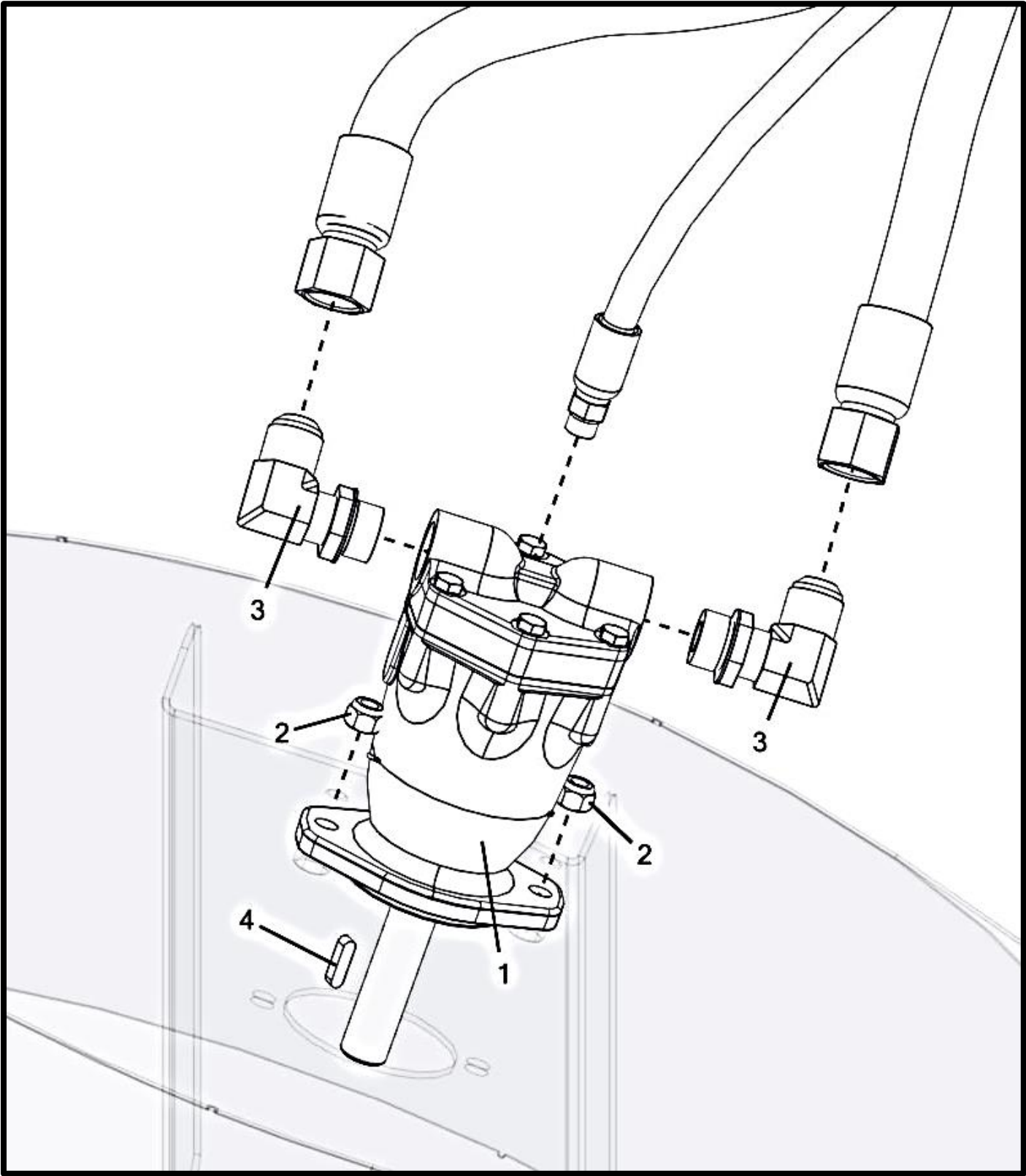
Two Section Secondary Block (P000718)



Two Section Secondary Block (P000718)

Item No.	Qty	Part Number	Description
1	1	P000359	Valve - Hyd. - #10 Size EP Logic Element, 20 GPM, 80 PSI (EPFR50-S35-0-N-80)
		P002570	Kit - SK10-3N-MM Replacement Seal
2	1	P000360	Valve - Hyd. - #12 Size Proportional Control, 2-Way, NC, Poppet (PWM) (SP12-20-0-N-00)
		P002571	Kit - SK12-2N-T Replacement Seal
3	1	P000361	E-Coil - #10, 12 VDC, Deutsch DT04-2P (4303712)
4	1	P002411	Gauge - Hyd. - 1500 PSI #4 O-Ring (7/16"-20)
		P002581	O-Ring - #4 Buna (4000-04)
5	1	P000787	Plug - Hyd. - #04 O-Ring 6408-HHP-04
		P002581	O-Ring - #4 Buna (4000-04)
6	1	P000947	Valve - Hyd. - 10 Size Relief Differential Poppet 20 GPM, 750 PSI RV3-10-1-0-9/7.5
		P002568	Kit - 565803 Replacement Seal
7	1	P002517	Nut - Coil 7004400

Fan Motor



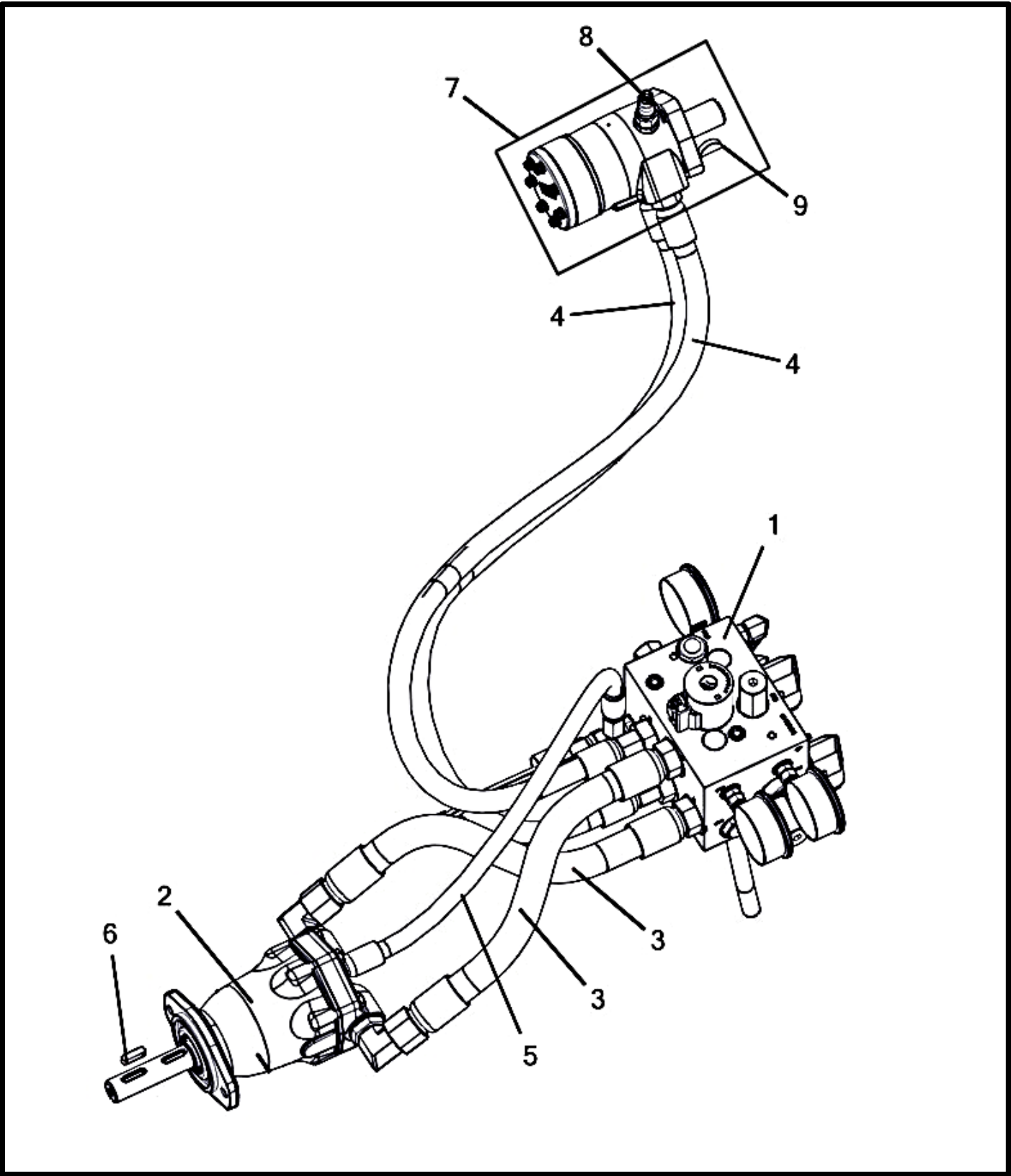
Fan Motor

Item No.	Qty.	Part Number	Description
1	1	P000353	Motor - Eaton 8 & 12 Row Fan (74115) w/Key (Not Shown)
	1	P000354	Motor - Eaton 16 & 24 Row Fan (74118) w/Key (Shown)
2	2	P000369	Nut - 7/16-14 Hex Nylon Lock (F594 316 S/S FB) *
3	2	P000385	Fitting - Hyd - #12 M JIC x #12 M O-Ring Elbow 90 †
		P002585	O-Ring - #12 Buna (4000-12)
4	1	P000784	Key - .25"x.25"x1"

(*) Included In K000005 - Kit - Fan Hardware

(†) Included In K000031 - Kit - Hydraulic Fittings and Hoses for Manifold Units

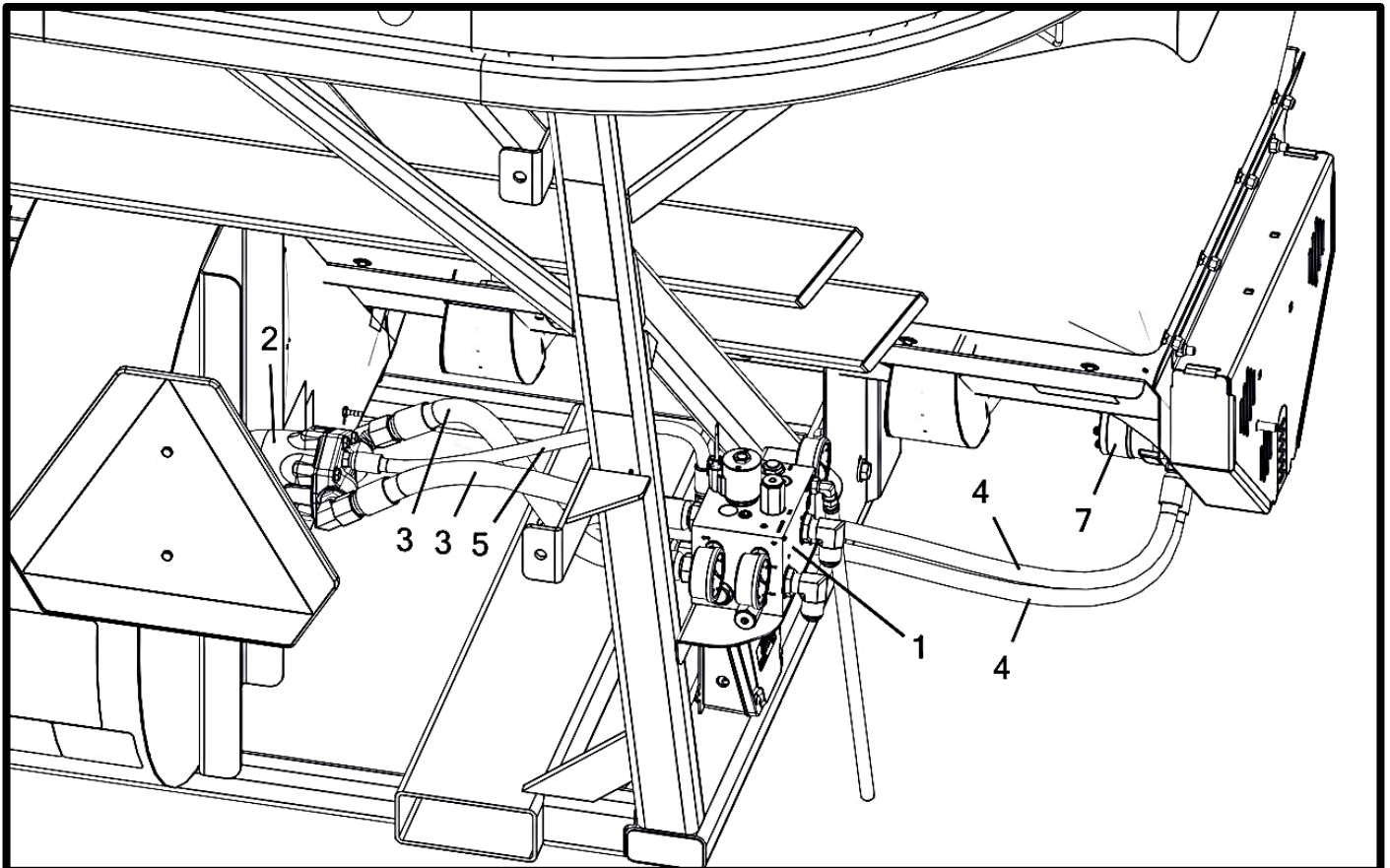
Hydraulic Hoses And Motors



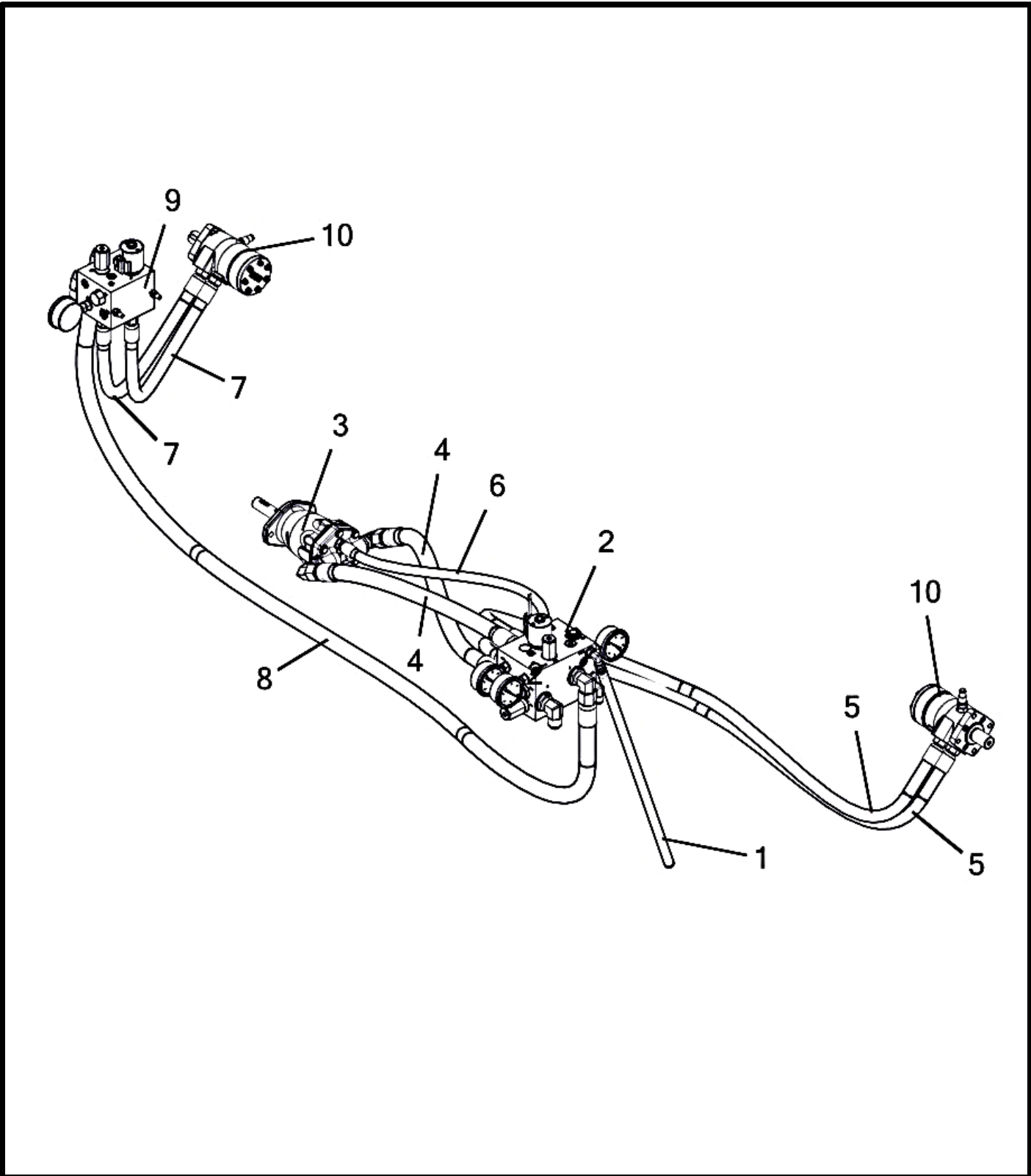
Hydraulic Hoses And Motors

Item No.	Qty	Part Number	Description
1	1	P000352	Manifold - Hydraulic Control
2	1	P000353	Motor - Eaton 8 & 12 Row Fan (74115) w/Key (Not Shown)
	1	P000354	Motor - Eaton 16 & 24 Row Fan (74118) w/Key (Shown)
3	2	P000381	Hose - Hydraulic 3/4" x 20" (#12 M O-Ring Rigid x JIC #12 F Swivel) *
		P002585	O-Ring - #12 Buna (4000-12)
4	2	P000382	Hose - Hydraulic 1/2" x 52" (#10 M O-Ring x #8 F JIC Swivel) *
		P002584	O-Ring - #10 Buna (4000-10)
5	1	P000383	Hose - Hydraulic 3/8" x 24" (#6 M O-Ring x JIC #6 F Swivel) *
		P002582	O-Ring - #6 Buna (4000-06)
6	1	P000784	Key - .25"x.25"x1"
7	1	P000806	Motor - Hyd. Motor Auger (Gen I) w/ Speed Sensor w/Key (101-3931-009)
8	1	P000926	Sensor - Char-Lynn Motor Speed Sensor (60 Pulse)
9	1	P002694	Key - Woodruff .25" x 1" #15

(*) Included In K000031 - Kit - Hydraulic Fittings and Hoses for Manifold Units



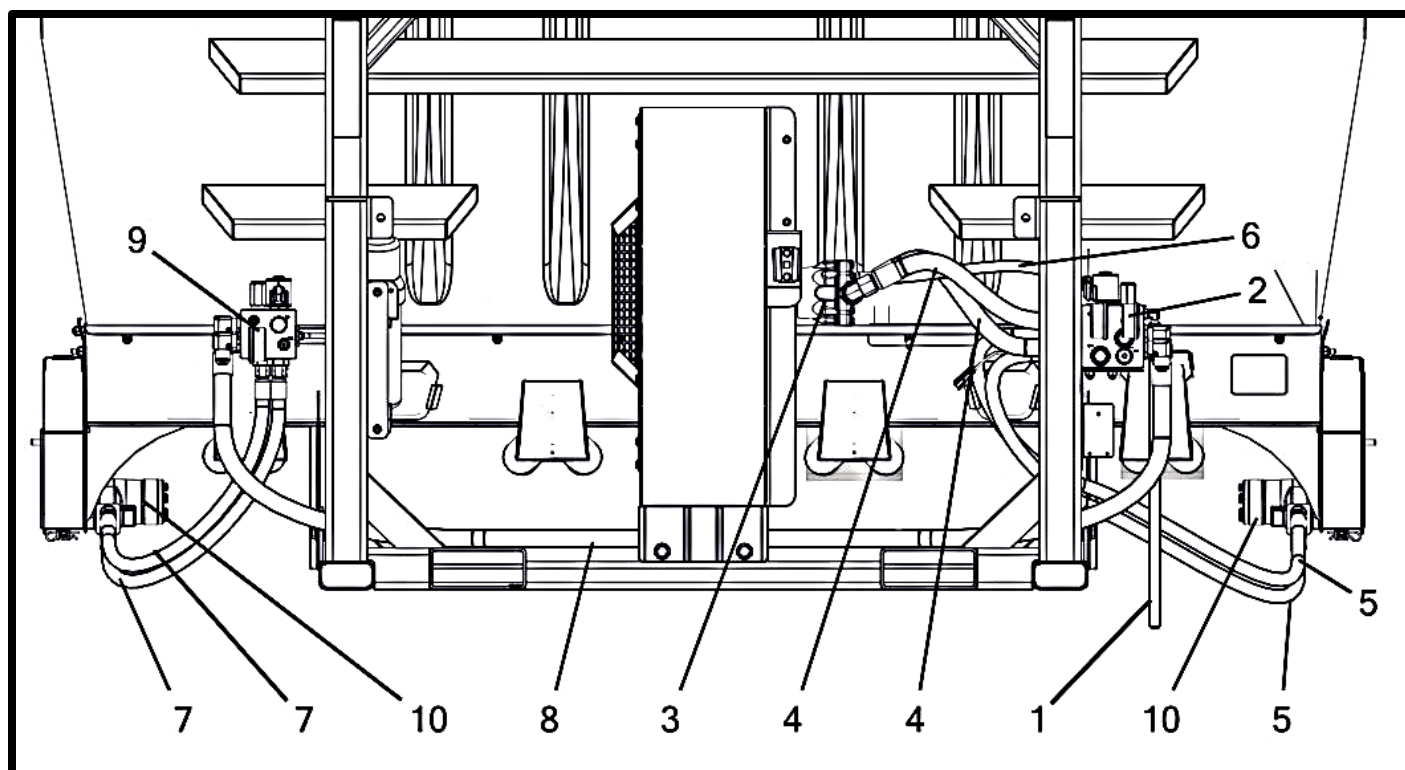
Two Section Hydraulic Hoses And Motors



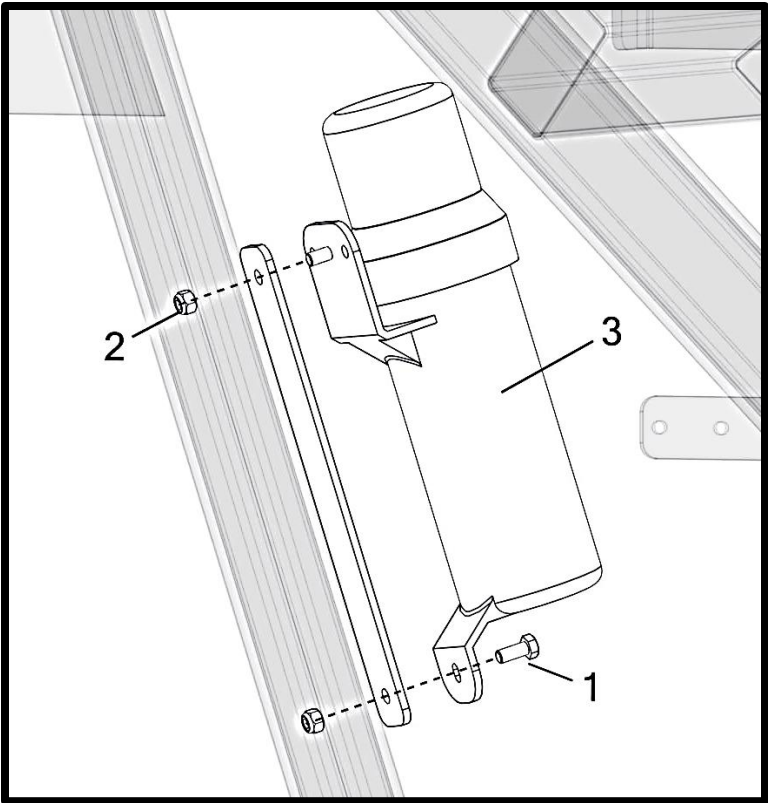
Two Section Hydraulic Hoses And Motors

Item No.	Qty	Part Number	Description
1	1	M001042	Hose - Manifold Case Drain Bypass
2	1	P000352	Manifold - Hydraulic Control
3	1	P000353	Motor - Eaton 8 & 12 Row Fan (74115) w/Key (Not Shown)
	1	P000354	Motor - Eaton 16 & 24 Row Fan (74118) w/Key (Shown)
4	2	P000381	Hose - Hydraulic 3/4" x 20" (#12 Male O-ring x #12 Female JIC Swivel) *
		P002585	O-Ring - #12 Buna (4000-12)
5	2	P000382	Hose - Hydraulic 1/2" x 52" (#10 Male O-ring x #8 Female JIC Swivel) *
		P002584	O-Ring - #10 Buna (4000-10)
6	1	P000383	Hose - Hydraulic 3/8" x 24" (#6 Male O-ring x #6 Female JIC Swivel) *
		P002582	O-Ring - #6 Buna (4000-06)
7	2	P000714	Hose - Hydraulic 1/2" x 36" (#10 Male O-ring x #8 Female JIC Swivel)
		P002584	O-Ring - #10 Buna (4000-10)
8	1	P000715	Hose - Hydraulic 3/4" x 92" (#12 Female JIC Swivel x #12 Female JIC Swivel)
9	1	P000718	Valve - Electric Hydraulic Block Manifold (PWM Closed)
10	2	P000806	Motor - Hyd. Motor Auger (Gen I) w/ Speed Sensor w/Key (101-3931-009)

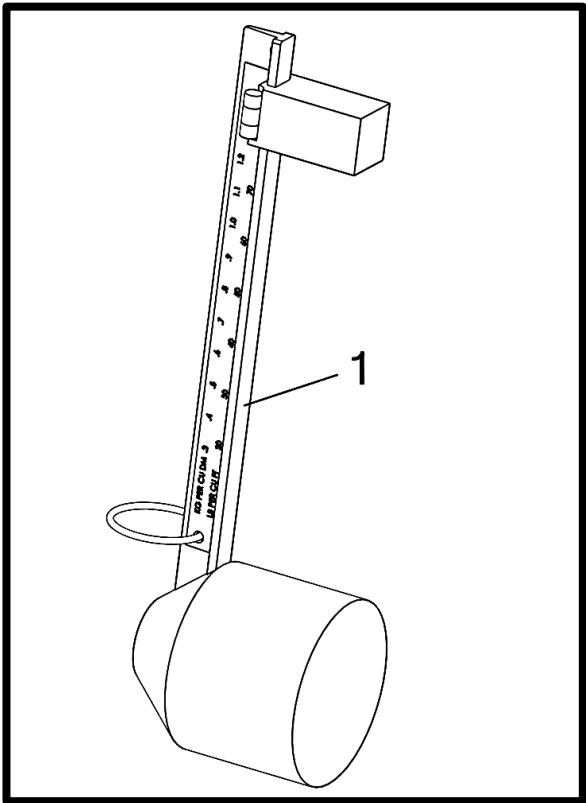
(*) Included In K000031 - Kit - Hydraulic Fittings and Hoses for Manifold Units



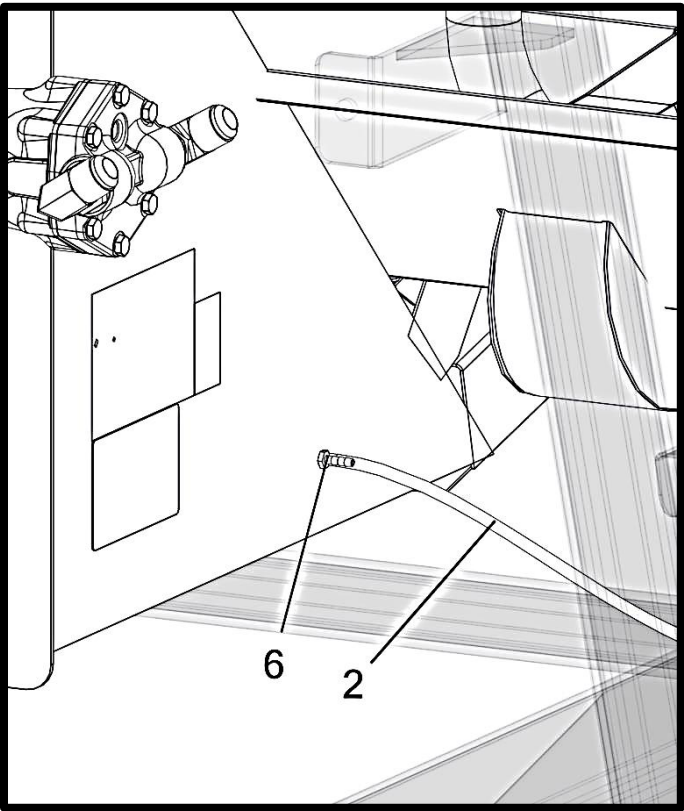
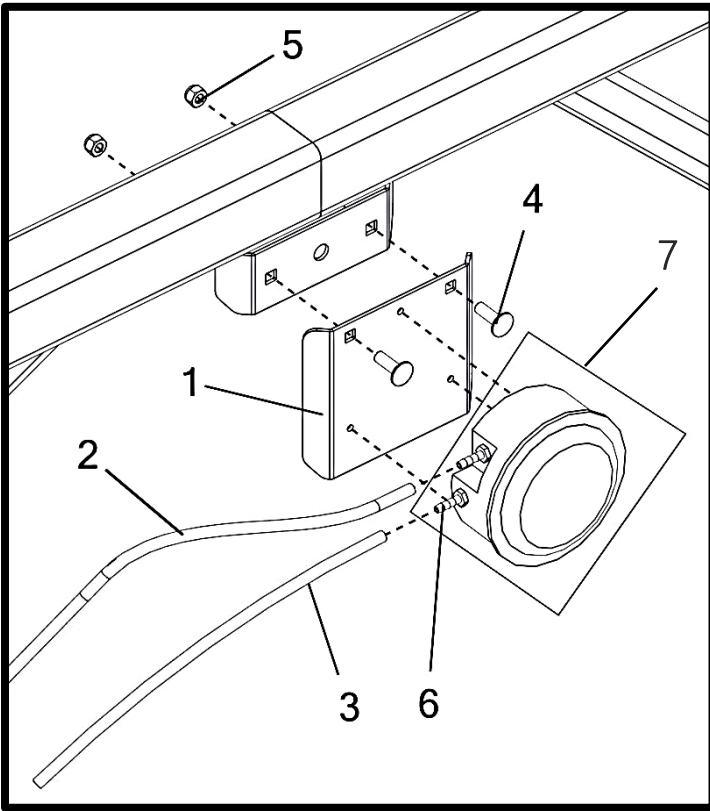
Manual Holder



Density Scale



Air Gauge



Manual Holder

Item No.	Qty.	Part Number	Description
1	2	P000093	Bolt - 5/16-18 x 0.75 x 0.75 Hex (F593 304 S/S FB) *
2	2	P000104	Nut - 5/16-18 Hex Nylon Lock (F594 316 S/S FB) *
3	1	P000317	Holder - Instruction Manual

(*) Included In K000027 - Kit - Misc. Skid Hardware

Density Scale

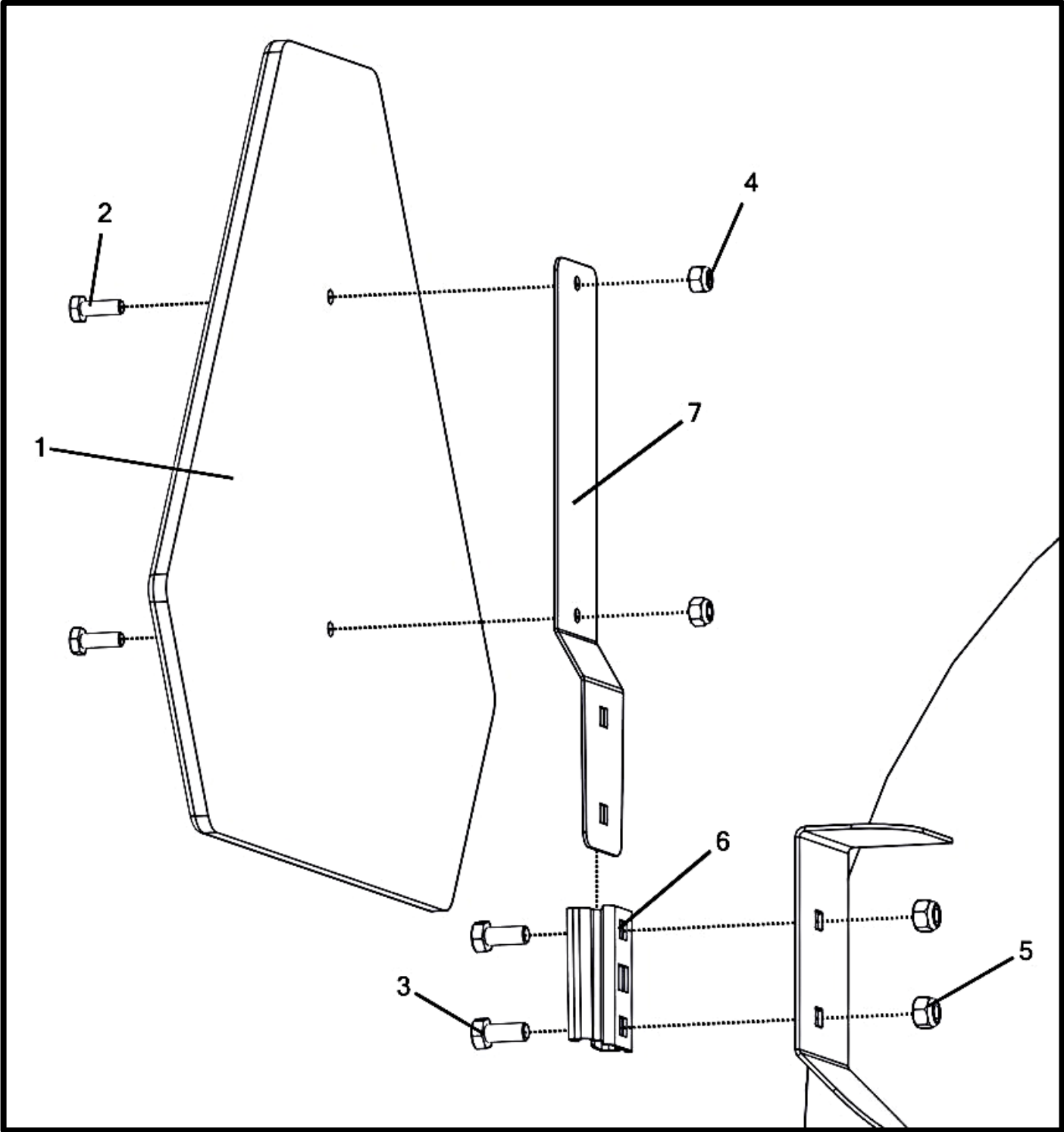
Item No.	Qty.	Part Number	Description
1	1	P000428	Scale - Fertilizer Density (Montag Logo)

Air Gauge

Item No.	Qty	Part Number	Description
1	1	M000054__	Mount - Pressure Gauge
2	1	M001043	Hose - Air Gauge Fan Tube
3	1	M001044	Hose - Air Gauge Breather Tube
4	2	P000094	Bolt - 5/16-18 x 1 x 1 Carriage (F593 304 S/S FB) *
5	2	P000104	Nut - 5/16-18 Hex Nylon Lock (F594 316 S/S FB) *
6	3	P000125	Fitting - Air - 3/16" Hose Barb x 1/8 NPT
7	1	P000154	Air Gauge - Dwyer 0-30" WC

(*) Included In K000027 - Kit - Misc. Skid Hardware

Slow Moving Vehicle (SMV) Sign

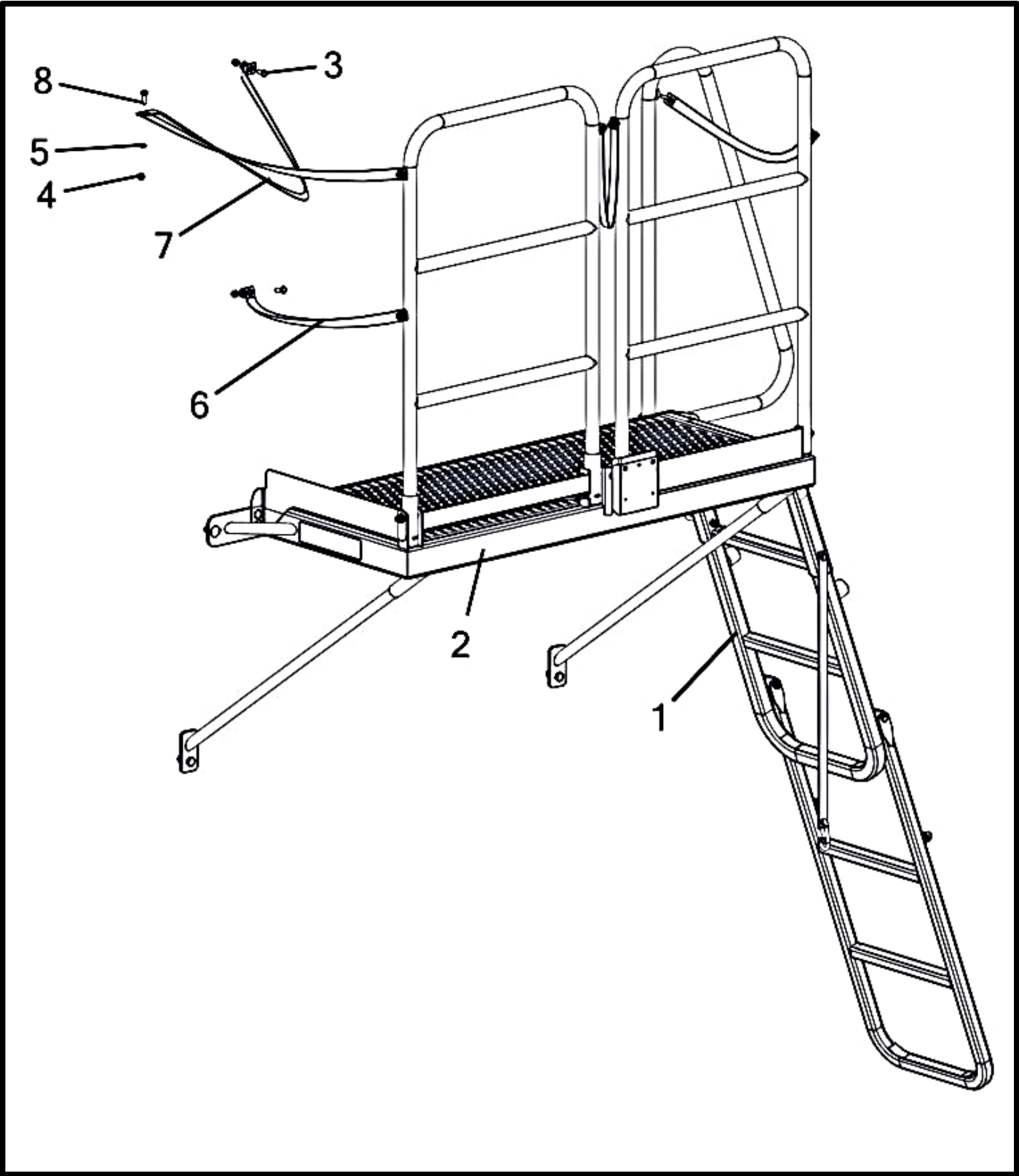


Slow Moving Vehicle (SMV) Sign

Item No.	Qty	Part Number	Description
1	1	P000023	Sign - SMV Plastic
2	2	P000090	Bolt - 1/4-20 x 0.75 x 0.75 Hex (F593 304 S/S FB) *
3	2	P000093	Bolt - 5/16-18 x 0.75 x 0.75 Hex (F593 304 S/S FB) *
4	2	P000103	Nut - 1/4-20 Hex Nylon Lock (F594 316 S/S FB) *
5	2	P000104	Nut - 5/16-18 Hex Nylon Lock (F594 316 S/S FB) *
6	1	P002480	Bracket - SMV Socket
7	1	P002589	Bracket - SMV Spade

(*) Included In K002082 - Kit - SMV Hardware (S/S)

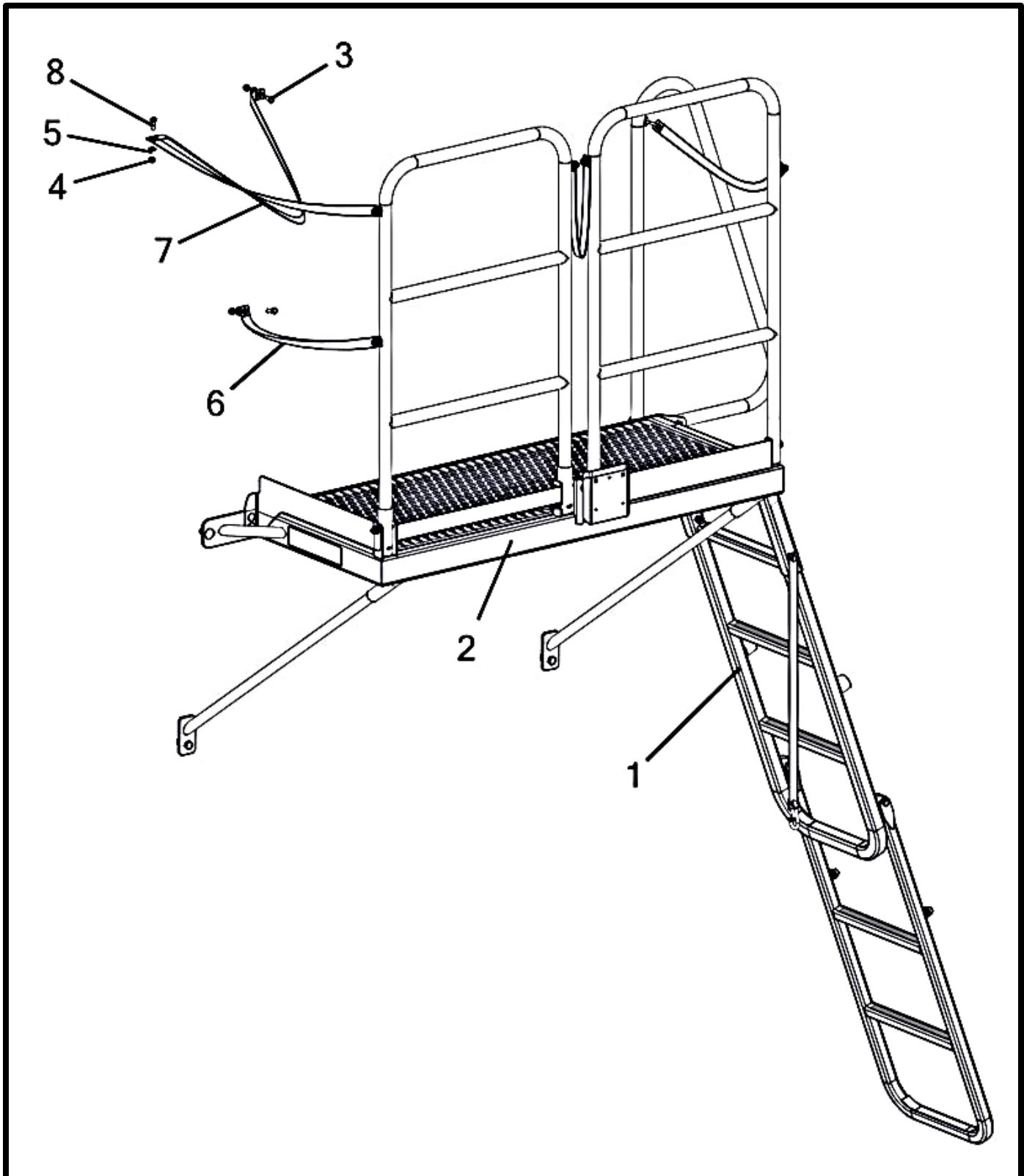
Deck - 6 Ton Folding Complete (S/S Hardware)



Deck - 6 Ton Folding Complete (S/S Hardware)

Item No.	Qty	Part Number	Description
		A002399__	Deck - 6 Ton Folding Complete (S/S Hardware)
1	1	(R) A002458__	Deck - Universal Assembled (S/S Hardware)
2	1	A002444__	Ladder - 6 Ton Folding (S/S Hardware)
3	1	P000093	Bolt - 5/16-18 x 0.75 x 0.75 Hex (F593 304 S/S FB)
4	3	P000104	Nut - 5/16-18 Hex Nylon Lock (F594 316 S/S FB)
5	3	P000109	Washer - 5/16" Flat (0.75" OD) (18-8 S/S FB)
6	1	P000444	Strap - 1" X 23" Safety
7	1	P000447	Strap - Lid/Deck Folding Top (60")
8	2	P000711	Bolt - 5/16-18 x 1 x 0.875 Hex (F593 304 S/S FB)

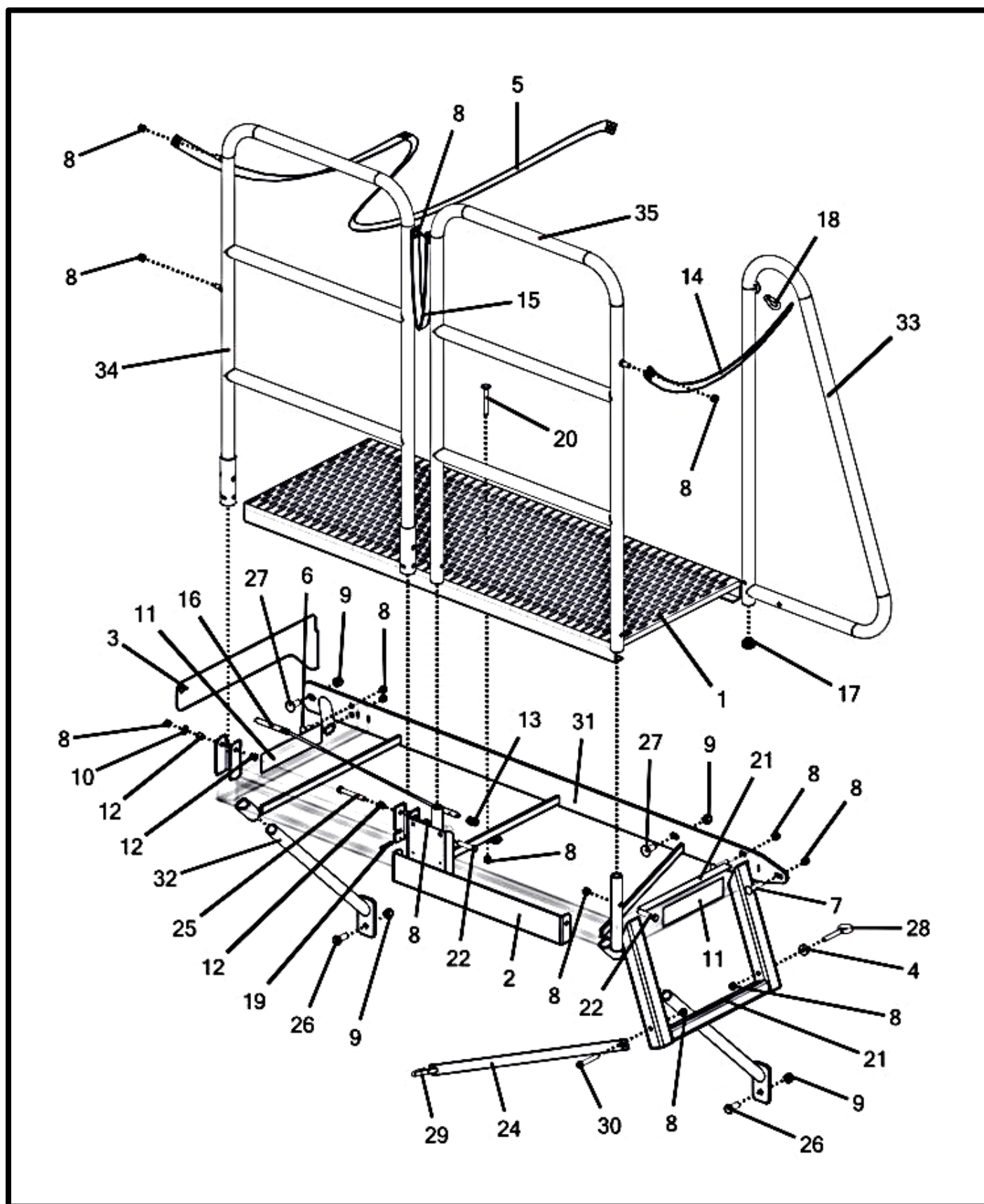
Deck - 9 Ton Folding Complete (S/S Hardware)



Deck - 9 Ton Folding Complete (S/S Hardware)

Item No.	Qty	Part Number	Description
		A002400__	Deck - 9 Ton Folding Complete (S/S Hardware)
1	1	(R) A002458__	Deck - Universal Assembled (S/S Hardware)
2	1	A002448__	Ladder - 9 Ton Folding (S/S Hardware)
3	1	P000093	Bolt - 5/16-18 x 0.75 x 0.75 Hex (F593 304 S/S FB)
4	3	P000104	Nut - 5/16-18 Hex Nylon Lock (F594 316 S/S FB)
5	3	P000109	Washer - 5/16" Flat (0.75" OD) (18-8 S/S FB)
6	1	P000444	Strap - 1" X 23" Safety
7	1	P000447	Strap - Lid/Deck Folding Top (60")
8	2	P000711	Bolt - 5/16-18 x 1 x 0.875 Hex (F593 304 S/S FB)

Deck - Universal



P/N's followed by "__" are color coded parts.

Color codes: AA = Black Paint, ZZ = Gray, ZY = Yellow, ZX = White

See inside front cover for details.

11/17/2021 - REV. B

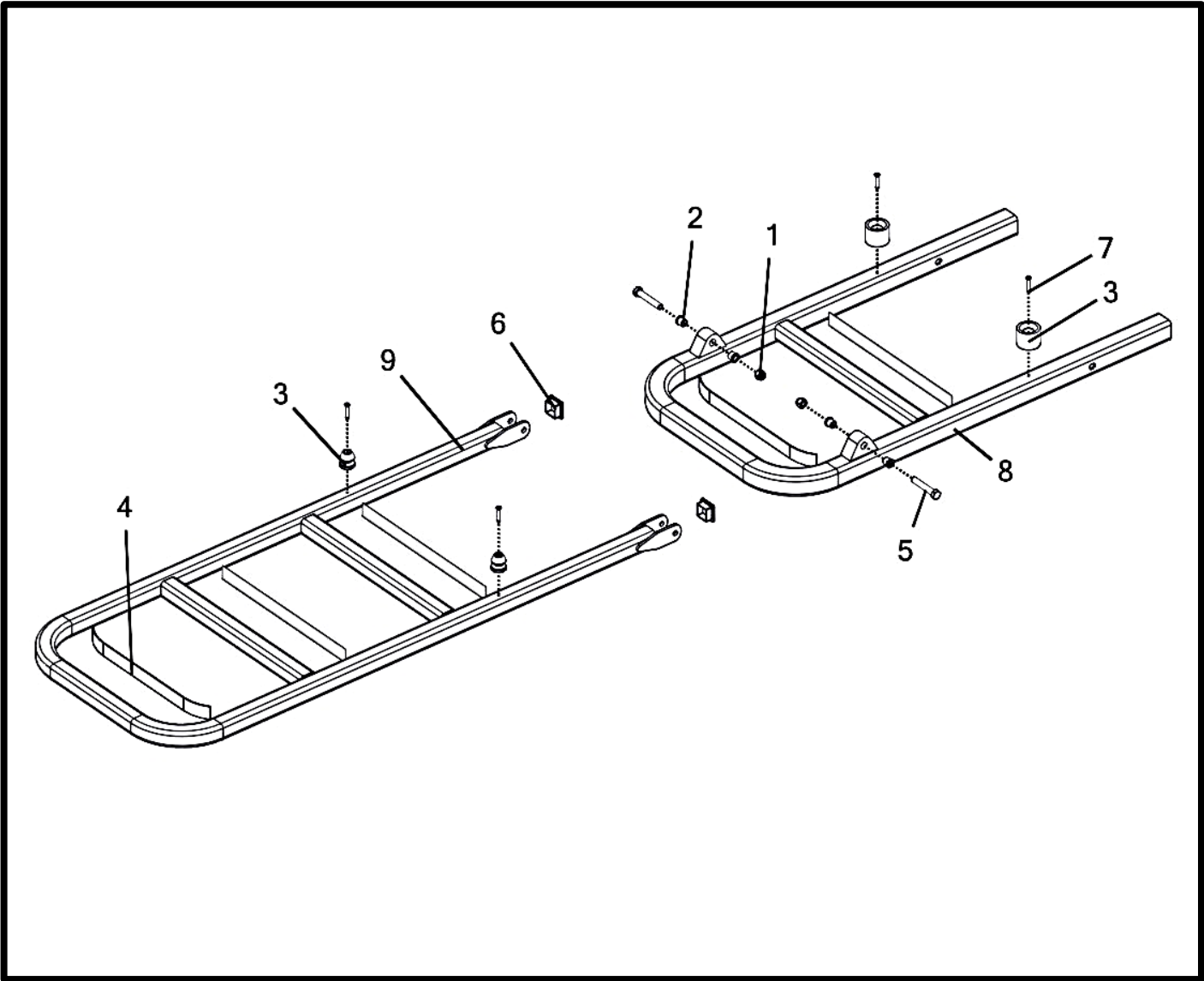
SN#: 21131, 21198 - 21639

Deck - Universal

Item No.	Qty	Part Number	Description
		A002458__	Deck - Universal Assembled (S/S Hardware)
1	1	M000922	Grate - Deck Platform
2	1	M001017__	Bracket - Deck Bolt-On Toe-Kick
3	1	M001018__	Bracket - Deck Bolt-On Toe-Kick
4	1	(R) M002650	Washer - 3/8" Flat Spacer (1" OD) (304 S/S FB)
5	1	P000447	Strap - Lid/Deck Folding Top (60")
6	2	P000098	Bolt - 3/8-16 x 1 x 1 Carriage (F593 304 S/S FB) *
7	2	P000099	Bolt - 3/8-16 x 2 x 1 Carriage (F593 304 S/S FB) *
8	16	P000105	Nut - 3/8-16 Hex Nylon Lock (F594 316 S/S FB) *
9	4	P000106	Nut - 1/2-13 Hex Nylon Lock (F594 316 S/S FB) *
10	1	P000111	Washer - 3/8" Flat (0.875" OD) (18-8 S/S FB) *
11	2	P000199	Tape - Reflective Yellow
12	4	P000393	Bushing - 3/8" x 1/2" x 1/2 Plastic Flange
13	1	P000394	Spring - 1/2 ID x 1" S/S x 10 LBS
14	1	P000444	Strap - 1" X 23" Safety
15	1	P000445	Strap - 1" X 16" Safety
16	1	P000457	Cable Assembly - Deck Rail Tilt
17	1	P000458	Cap - 1-1/4" x 10-14 GA Round Plastic Tube
18	1	P000464	Carabiner - 3/16" x 1-13/16 S/S
19	1	P000465	Pin - .1875 x 1.5 Roll (18-8 S/S)
20	1	P000467	Bolt - 3/8-16 x 3 x 1 Carriage (F593 304 S/S FB) *
21	2	P000473	Decal - Anti-Slip Safety Tape (1" x 13") Black 36g
22	2	P000880	Bolt - 3/8-16 x 2 x 1 Hex (F593 304 S/S FB) *
23	4	P002249	Rivet - 3/16" Large Flange 5/8"-3/4" Grip (18-8 S/S FB)
24	1	(R) P002408	Strap - 1" X 26.5" Safety
25	1	P002476	Bolt - 3/8-16 x 3 x 1 Hex (F593 304 S/S FB) *
26	2	P002477	Bolt - 1/2-13 x 1.25 x 1.25 Hex (F593 304 S/S FB) *
27	2	P002478	Bolt - 1/2-13 x 1.25 x 1.25 Carriage (F593 304 S/S FB) *
28	1	(R) P002883	Bolt - 3/8-16 x 4 x 1.5 Eye (18-8 S/S FB) *
29	1	(R) P002884	Carabiner - 5/16" x 2-1/2 S/S
30	1	(R) P002913	Bolt - 3/8-16 x 2.5 x 1 Hex (F593 304 S/S FB) *
31	1	W000260__	Platform - Universal Deck Weldment
32	2	W000261__	Support - Removable Deck Undermount
33	1	W000262__	Rail - Deck/Ladder Grab
34	1	W002490__	Rail - Folding Deck
35	1	W002491__	Rail - Rigid Deck

(*) Included In **(R)** K002215 - Kit - Platform Hardware w/Eyebolt (S/S)
(For Models Prior To 2019, (1) M002650 Is Required.)

6 Ton Deck Ladder

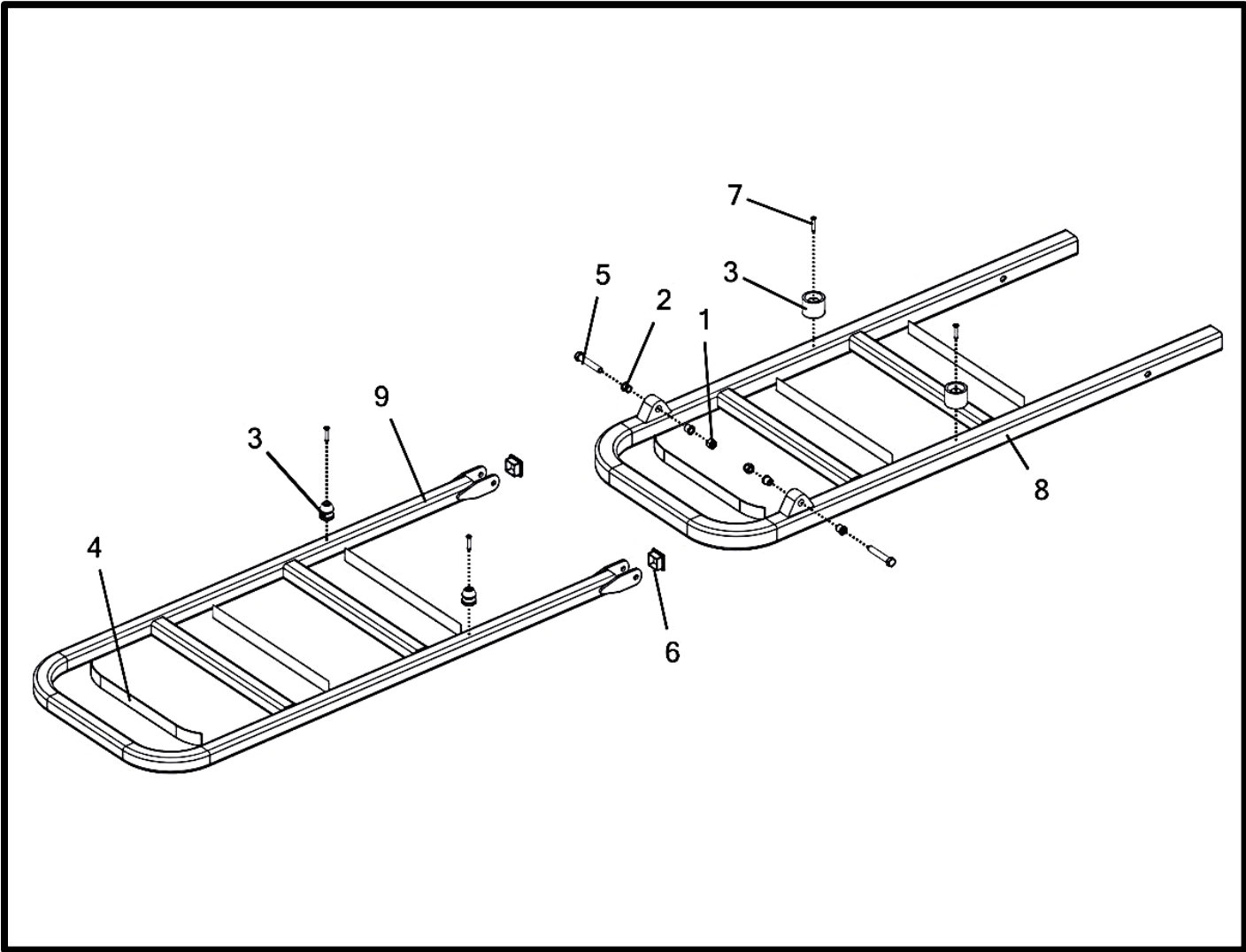


6 Ton Deck Ladder

Item No.	Qty	Part Number	Description
		A002444__	6 Ton Deck Ladder
1	2	P000105	Nut - 3/8-16 Hex Nylon Lock (F594 316 S/S FB) *
2	4	P000393	Bushing - 3/8" x 1/2" x 1/2 Plastic Flange
3	2	P000472	Catch - Rubber Deck Bumper Latch (Part # Is A Male/Female Set)
4	5	P000473	Decal - Anti-Slip Safety Tape (1" x 13") Black 36g
5	2	P000930	Bolt - 3/8-16 x 2.25 x 1 Hex (F593 304 S/S FB) *
6	2	P002078	Cap - 1-1/4" Square Plastic
7	4	P002708	Screw - #10-16 x 1.25 Self-Drilling Pan Head Square (18-8 S/S FB) *
8	1	W002579__	Ladder - 6 Ton Deck
9	1	W002580__	Ladder - Deck Swing

(*) Included In K002079 - Kit - Platform Swing Ladder Hardware (S/S)

9 Ton Deck Ladder

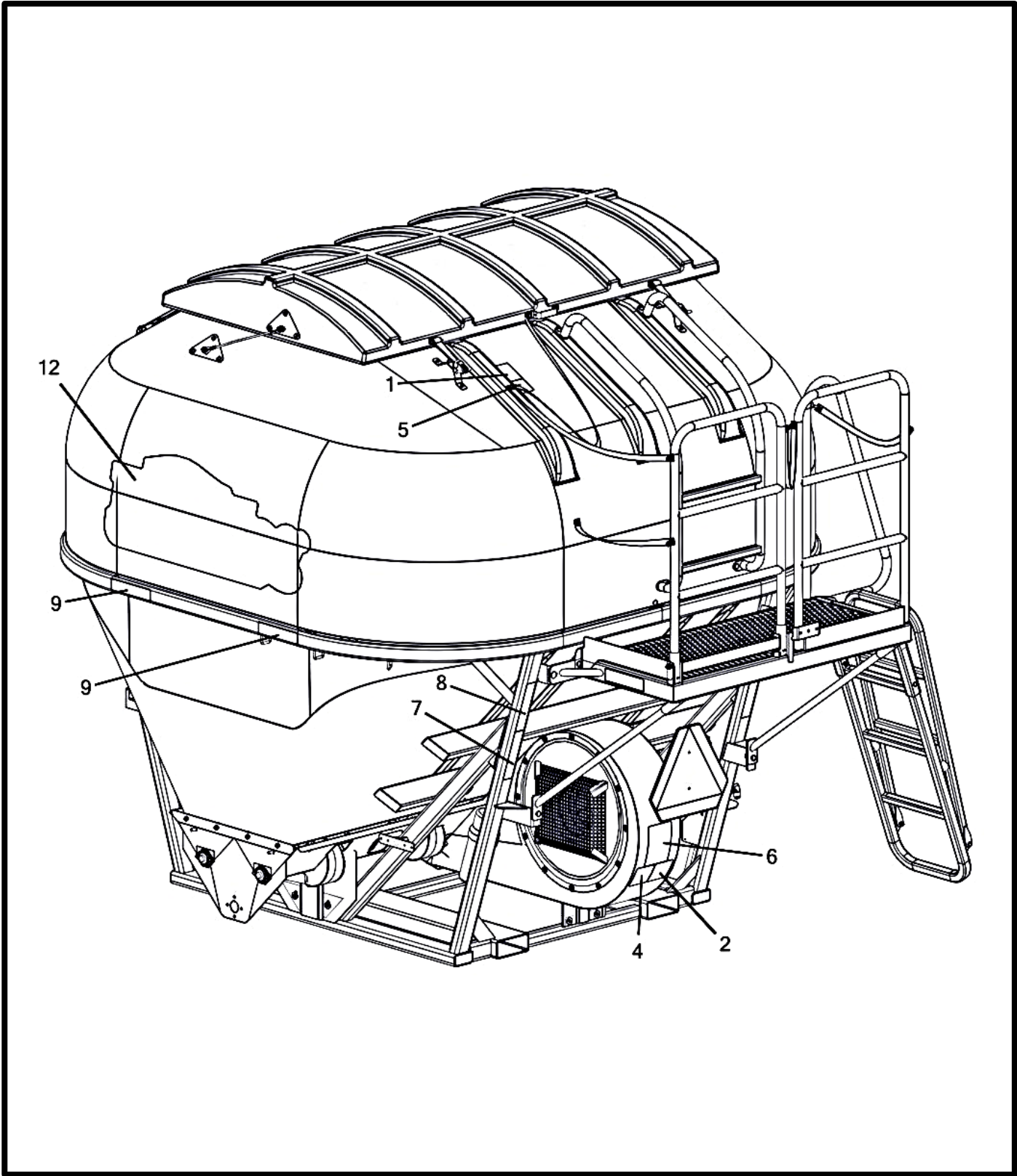


9 Ton Deck Ladder

Item No.	Qty	Part Number	Description
		A002448__	9 Ton Deck Ladder
1	2	P000105	Nut - 3/8-16 Hex Nylon Lock (F594 316 S/S FB) *
2	4	P000393	Bushing - 3/8" x 1/2" x 1/2 Plastic Flange
3	2	P000472	Catch - Rubber Deck Bumper Latch (Part # Is A Male/Female Set)
4	6	P000473	Decal - Anti-Slip Safety Tape (1" x 13") Black 36g
5	2	P000930	Bolt - 3/8-16 x 2.25 x 1 Hex (F593 304 S/S FB) *
6	2	P002078	Cap - 1-1/4" Square Plastic
7	4	P002708	Screw - #10-16 x 1.25 Self-Drilling Pan Head Square (18-8 S/S FB) *
8	1	W002581__	Ladder - 9 Ton Deck
9	1	W002580__	Ladder - Deck Swing

(*) Included In K002079 - Kit - Platform Swing Ladder Hardware (S/S)

Decals - Left Side

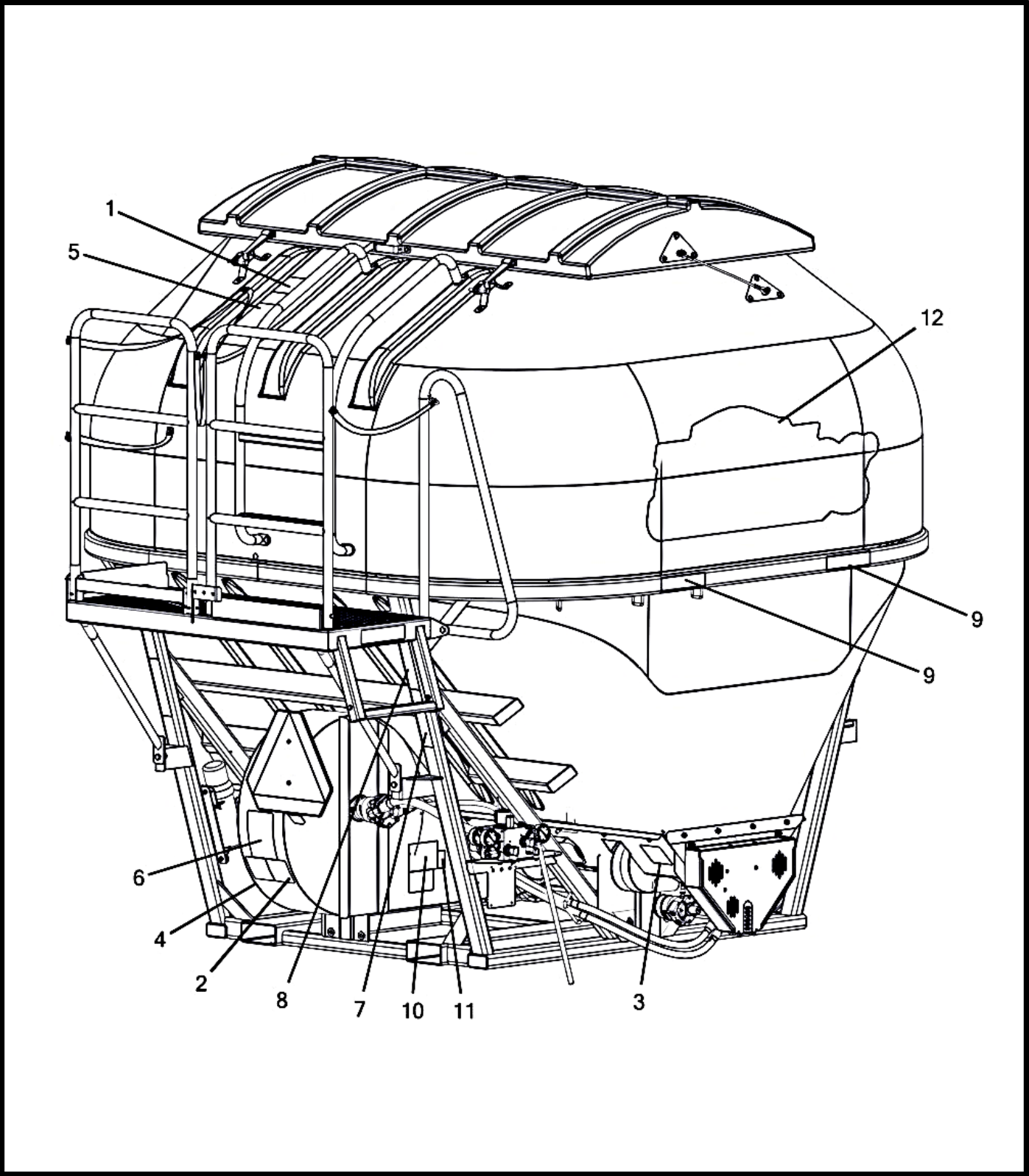


Decals - Left Side

Item No.	Qty	Part Number	Description
1	1	P000188	Decal - Auger Danger *
2	1	P000190	Decal - Read the Manual *
3	1	P000191	Decal - Moving Parts Danger *
4	1	P000192	Decal - High Pressure Danger *
5	1	P000193	Decal - Ag Chemical Danger *
6	1	P000195	Decal - Chemical Hazard *
7	2	P000197	Tape - Reflective Orange
8	2	P000198	Tape - Reflective Red
9	6	P000199	Tape - Reflective Yellow
10	1	P000201	Decal - USA Flag *
11	1	P000273	Decal - Fema
12	2	P002428	Decal - 2010 Logo (48" Long) (9 Ton) (Shown)
	2	P002470	Decal - 2010 Logo (36" Long) (6 Ton)

(*) Included In K000034 - Kit - Dry Unit Decal

Decals - Right Side

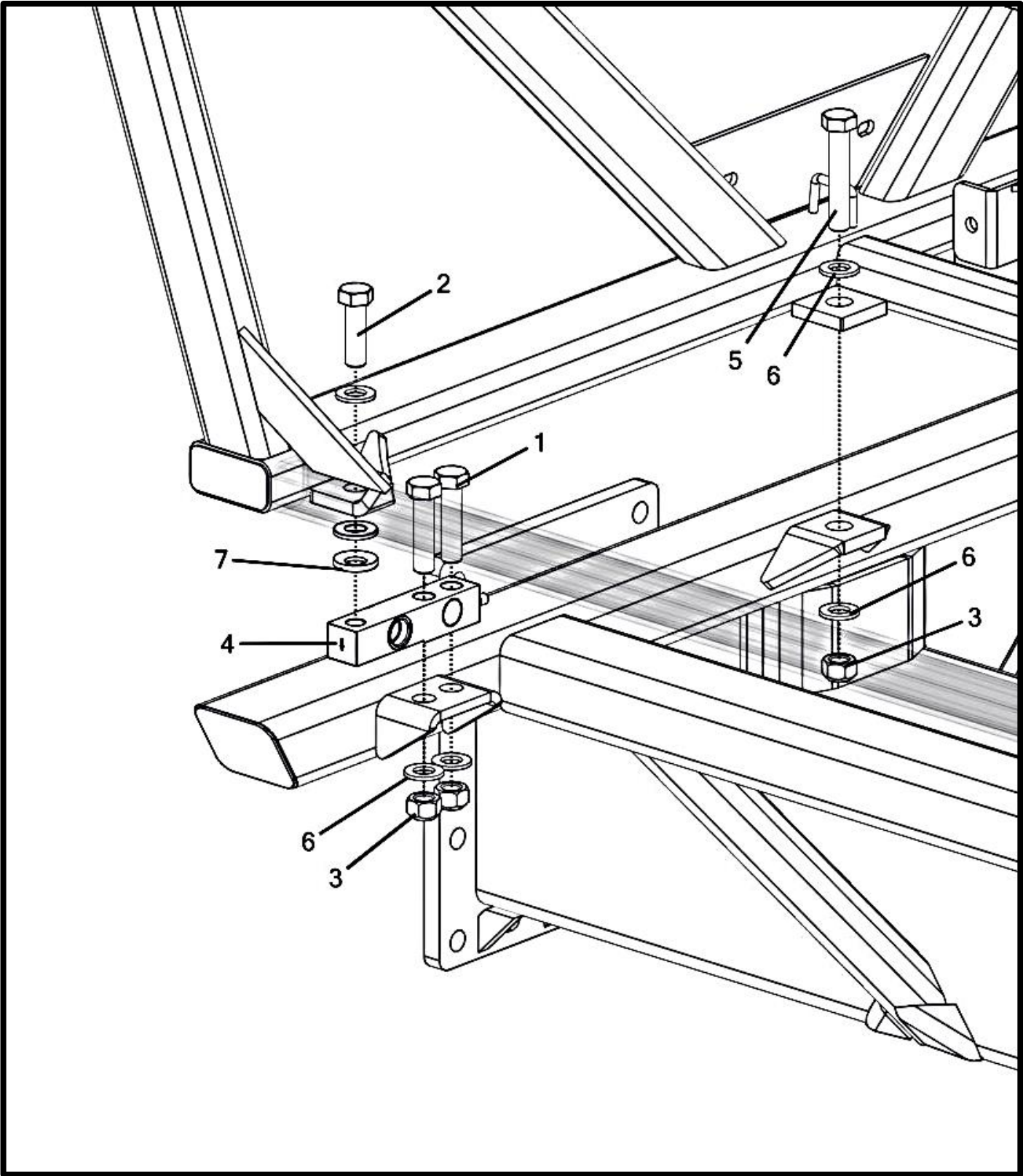


Decals - Right Side

Item No.	Qty.	Part Number	Description
1	1	P000188	Decal - Auger Danger *
2	1	P000190	Decal - Read the Manual *
3	1	P000191	Decal - Moving Parts Danger *
4	1	P000192	Decal - High Pressure Danger *
5	1	P000193	Decal - Ag Chemical Danger *
6	1	P000195	Decal - Chemical Hazard *
7	2	P000197	Tape - Reflective Orange
8	2	P000198	Tape - Reflective Red
9	6	P000199	Tape - Reflective Yellow
10	1	P000201	Decal - USA Flag *
11	1	P000273	Decal - Fema
12	2	P002428	Decal - 2010 Logo (48" Long) (9 Ton) (Shown)
	2	P002470	Decal - 2010 Logo (36" Long) (6 Ton)

(*) Included In K000034 - Kit - Dry Unit Decal

Scale Kit And Safety Bolt Mounting



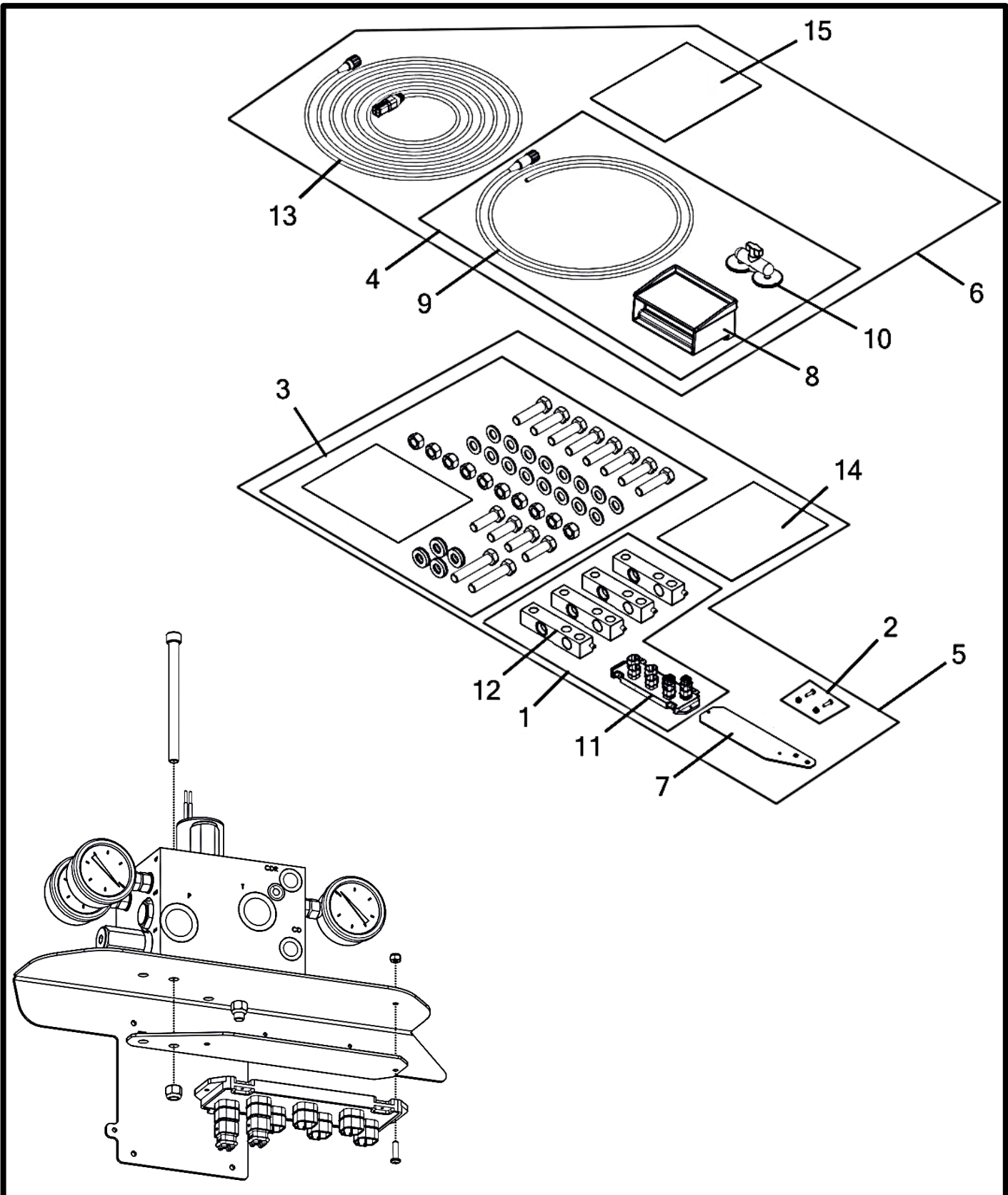
Scale Kit And Safety Bolt Mounting

Item No.	Qty	Part Number	Description
1	8	P000047	Bolt - 3/4-10 x 3 x 1.75 Hex (GR 5 M/S FA) * †
2	4	P000055	Bolt - 3/4-16 x 2.5 x 1.75 Hex (GR 5 M/S FA) * †
3	10	P000061	Nut - 3/4-10 Hex Metal Lock (GR 5 M/S FA) * †
4	4	P000248	Scale - Load Cell (10K)
5	2	P000481	Bolt - 3/4-10 x 4 x 1.75 Hex (GR 5 M/S FA) * †
6	14	P000766	Washer - 3/4" SAE Flat (1.469" OD) (GR 5 M/S FA) * †
7	4	P002146	Washer - 3/4" Self Aligning * †

(*) Included In K002159 - Kit - Scale Hardware (4 Load Cell)(Yellow Zinc)

(†) Included In K002061 - Kit - Scale Hardware (1 Bin ISO) (ISO)

Scale Kit - GT 400 DT 6 Pin Complete



P/N's followed by "__" are color coded parts.

Color codes: AA = Black Paint, ZZ = Gray, ZY = Yellow, ZX = White

See inside front cover for details.

11/17/2021 - REV. B

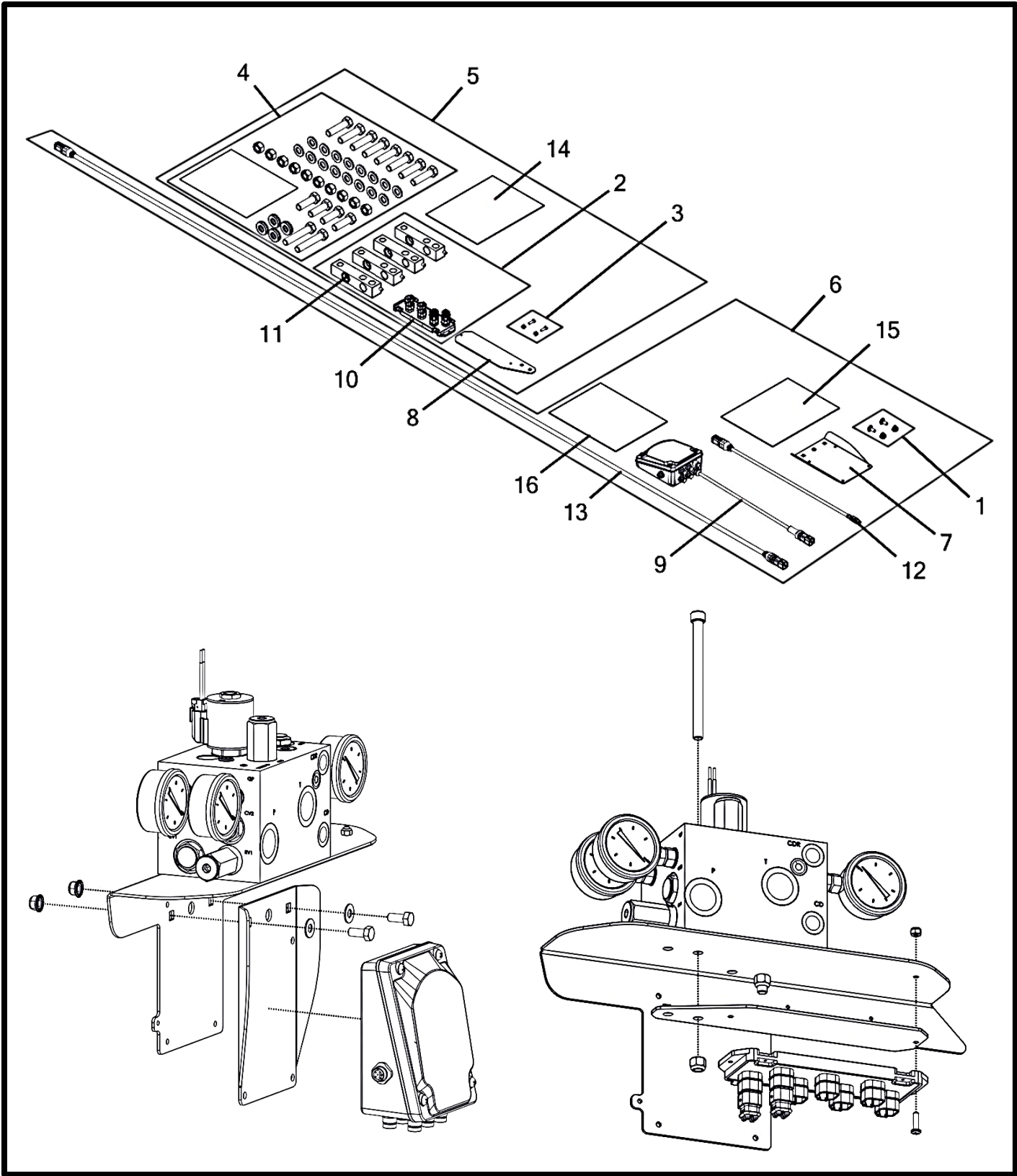
SN#: 21131, 21198 - 21639

Scale Kit - GT 400 DT 6 Pin Complete

Item No.	Qty	Part Number	Description
		K002158	Scale Kit - GT 400 DT 6 Pin Complete
1	1	K002153	Kit - Base DT 6 Pin Load Cell
2	1	K002155	Kit - J-Block (DT 6 Pin) Mount Hardware
3	1	K002159	Kit - Scale Hardware (4 Load Cell)(Yellow Zinc)
4	1	K002161	Kit - GT 400 Display Components
5	1	K002163	Scale Kit - Gen I Base DT 6 Pin
6	1	K002164	Scale Kit - GT 400 DT 6 Pin Add-On
7	1	M003105	Plate - 7 Port Junction Block Mount
8	1	P000448	Indicator - Digi-Star Scale Serial (Display)
9	1	P000451	Cable - 10' Scale Power (Digi-Star)
10	1	P000452	Mount - Scale Indicator Ram (Digi-Star)
11	1	P002732	Block - DT 6 Pin, 7 Port Junction
12	4	P002739	Scale - Load Cell (10K) w/DT 6 Pin (14')
13	1	P002745	Harness - DT 6 Pin To GT 400 4 Pin Molex (45')
14	1	P002801	Document - J-Block Mounting Instructions
15	1	P002894	Document - GT 400 Installation Instructions

Extension Harnesses		
GT400 Extensions:	P000440	Cable - 10' Scale Extension Cable (Digi-Star)
	P000441	Cable - 30' Scale Extension Cable (Digi-Star)
	P000442	Cable - 55' Scale Extension Cable (Digi-Star)
DT06 Extensions:	P002744	Harness - DT 6 Pin Extension (10')
	P002487	Harness - DT 6 Pin Extension (15')
	P002747	Harness - DT 6 Pin Extension (30')
	P002748	Harness - DT 6 Pin Extension (55')

Scale Kit - ISO DT 6 Pin Complete (4 Load Cell)



P/N's followed by “_” are color coded parts.

Color codes: AA = Black Paint, ZZ = Gray, ZY = Yellow, ZX = White
See inside front cover for details.

11/17/2021 - REV. B

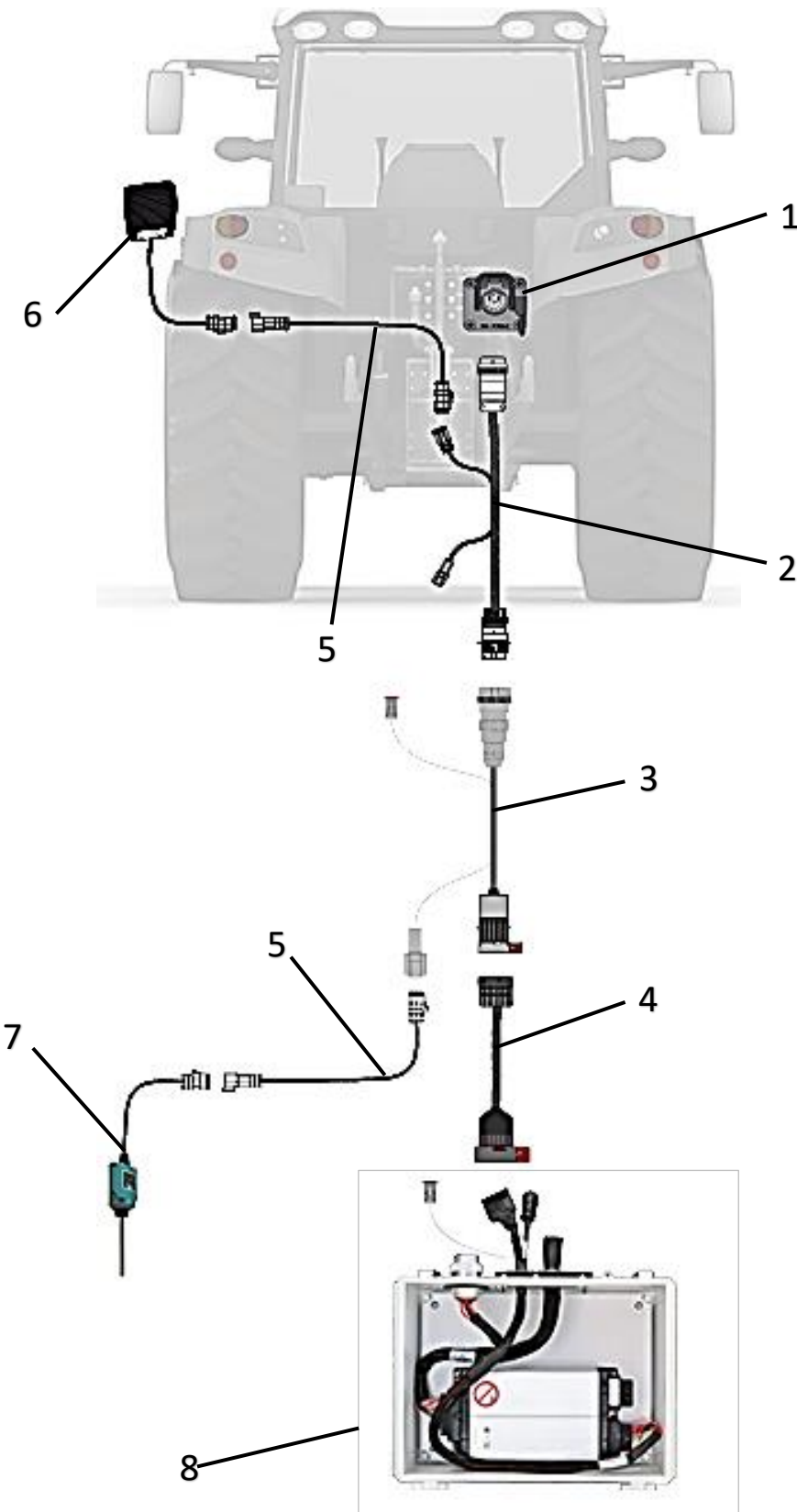
SN#: 21131, 21198 - 21639

Scale Kit - ISO DT 6 Pin Complete (4 Load Cell)

Item No.	Qty	Part Number	Description
		K002156	Scale Kit - ISO DT 6 Pin Complete (4 Load Cell)
1	1	K002041	Kit - J-Box Mount Hardware Gen II
2	1	K002153	Kit - Base DT 6 Pin Load Cell
3	1	K002155	Kit - J-Block (DT 6 Pin) Mount Hardware
4	1	K002159	Kit - Scale Hardware (4 Load Cell)(Yellow Zinc)
5	1	K002163	Scale Kit - Gen I Base DT 6 Pin
6	1	K002165	Scale Kit - ISO DT 6 Pin Add-On
7	1	M002629	Mount - Bolt-On J-Box
8	1	M003105	Plate - 7 Port Junction Block Mount
9	1	P002279	Node - Scale Link 2 140 Digi-Star ISO
10	1	P002732	Block - DT 6 Pin, 7 Port Junction
11	4	P002739	Scale - Load Cell (10K) w/DT 6 Pin (14')
12	1	P002743	Harness - DT06 to M12 ISO Scale (2')
13	1	P002744	Harness - DT 6 Pin Extension (10')
14	1	P002801	Document - J-Block Mounting Instructions
15	1	P002802	Document - Digi-Star ISO Node Mounting Instructions
16	1	P002846	Document - Digi-Star SL2 140 - 2 Tank To 1 Tank Instructions

Extension Harnesses		
DT06 Extensions:	P002744	Harness - DT 6 Pin Extension (10')
	P002487	Harness - DT 6 Pin Extension (15')
	P002747	Harness - DT 6 Pin Extension (30')
	P002748	Harness - DT 6 Pin Extension (55')


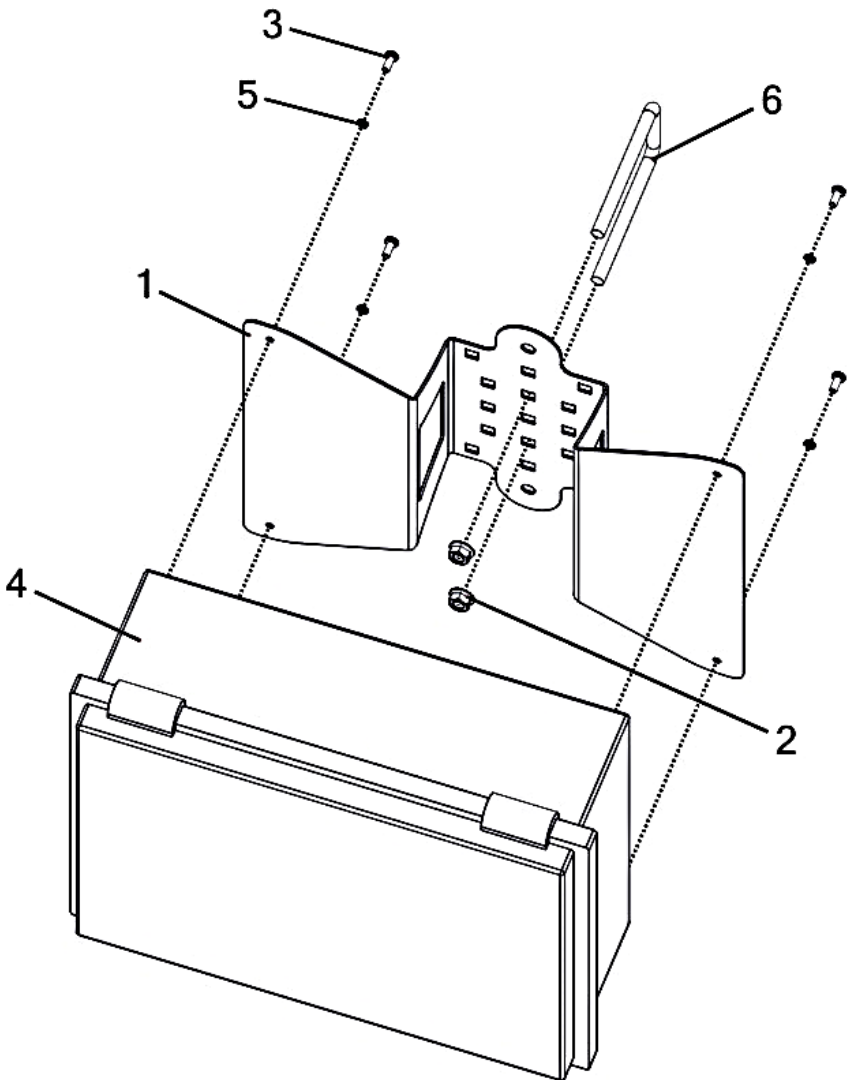
Montag Dry Rate Controller Harness



Montag Dry Rate Controller Harness

Item No.	Description	P/N	Montag P/N
1	Tractor ISO Connection		
2	Harness - ISOBUS To ISOBUS Cable Extension (13')	ME0502040-13	P002423
	Harness - ISOBUS To ISOBUS Cable Extension (28')	ME0502040-28	P002424
	Harness - ISOBUS To ISOBUS Cable Extension (43')	ME0502040-43	P002425
3	Harness - ISOBUS to ECU Cable (13')	ME0502001-13	P002410
	Harness - ISOBUS to ECU Cable (28')	ME0502001-28	P002334
	Harness - ISOBUS to ECU Cable (43')	ME0502001-43	P002395
4	Harness - Main ISOBUS Backbone Extension (13')	ME0502037-13	P002344
	Harness - Main ISOBUS Backbone Extension (28')	ME0502037-28	P002345
	Harness - Main ISOBUS Backbone Extension (43')	ME0502037-43	P002346
5	Harness - Foot Pedal Master Switch Extension (15')	ME052001	P002341
6	Switch - Remote Foot Pedal Master	ME052000	P002340
7	Sensor - Implement Height Switch	ME052003	P002391
8	Kit - Montag Gen I Dry Rate Controller w/ Mount		A002401__
	Kit - Montag Gen I Dry Rate Controller Base		K002117

Montag Dry Rate Controller



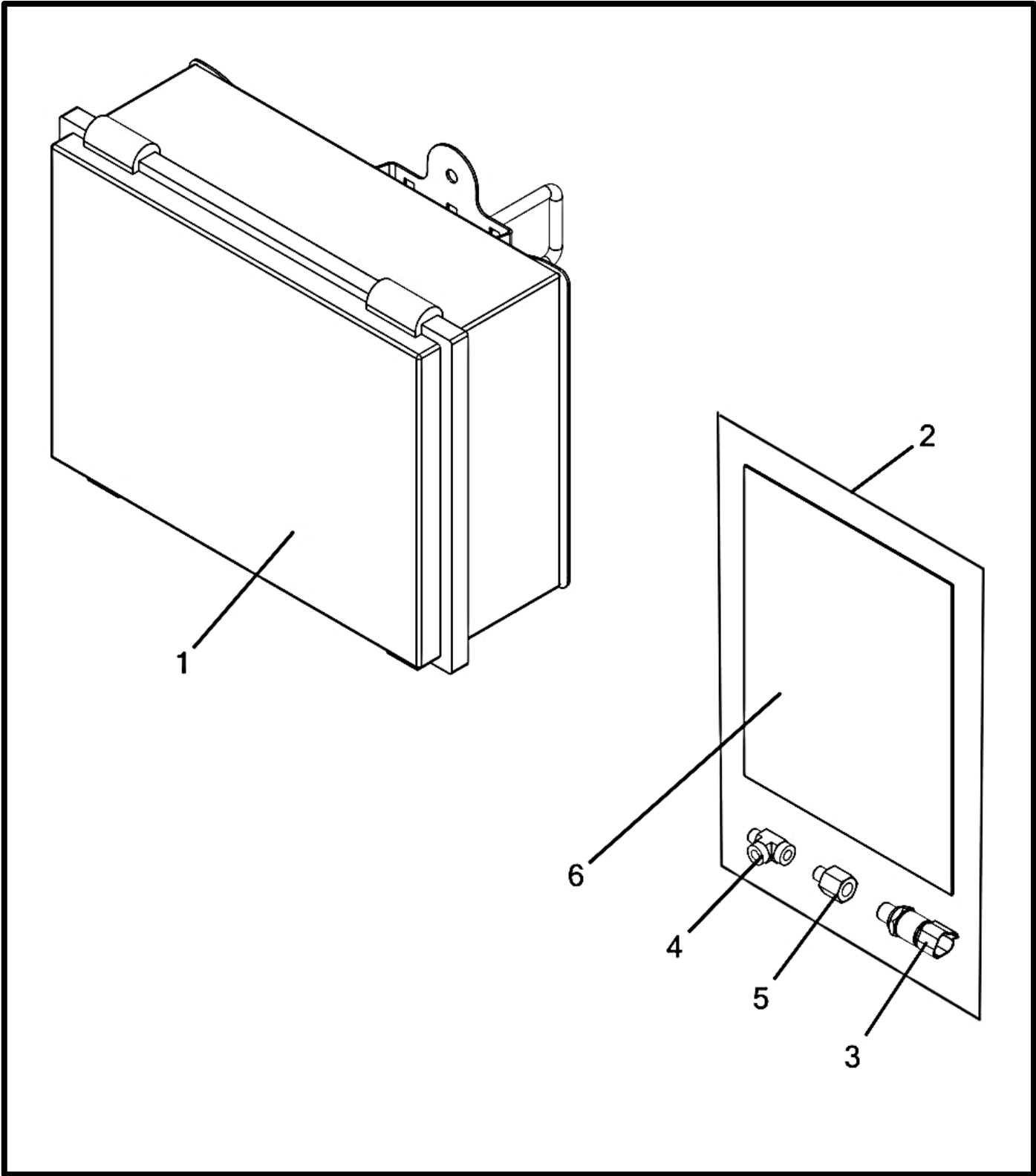
Montag Dry Rate Controller

Item No.	Qty	P/N	Part Number	Description
			A002401__	Kit - Montag Gen I Dry Rate Controller w/ Mount
1	1		M002748__	Mount - Bolt-On Controller ECU (Gen I, Gen II, Mini)
2	2		P000758	Nut - 3/8-16 Flange (GR 5 M/S FA) *
3	4		P002156	Screw - M5-0.8 x 12 Machine Pan Head Slotted (18-8 S/S FB)
4	1	ME8214000	P002339	Enclosure - 2 ECU (ME0914007) †
5	4		P002389	Washer - #10 Split Lock (0.334" OD) (18-8 S/S FB) *
6	1		P002690	U-Bolt - 3/8" x 2-1/8" x 4-5/8"
7	1	ME0814005	P002806	ECU - Montag Dry Rate Controller Gen I †
8	1	ME0514014	P002636	Harness - Montag Dry RC (Gen I) †
9	1	ME0502039	P002406	Harness - ISO Tee (ECU, Digi-Star/Tractor 16 Pin, ISO Plug) †

(*) Included In K002137 - Kit - ECU Mount Hardware Gen I

(†) Included In K002117 - Kit - Montag Gen I Dry Rate Controller Base (ME0914003)

Montag Dry Rate Controller w/Air Pressure Sensor



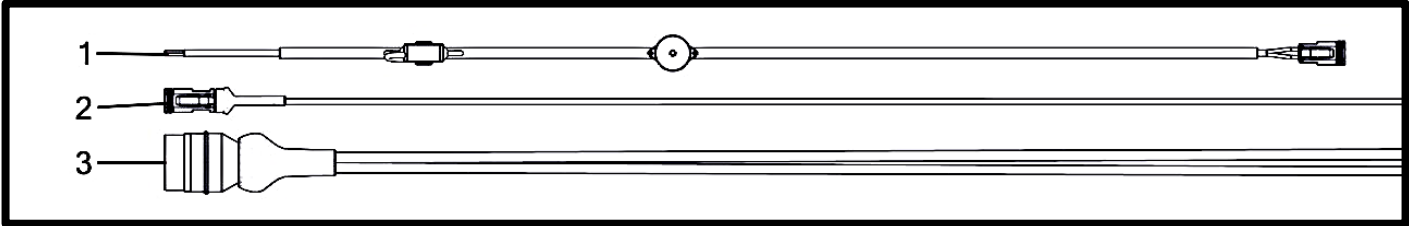
Montag Dry Rate Controller w/Air Pressure Sensor

Item No.	Qty	Part Number	Description
		K002249	Kit - Tech Pkg, MDRC w/ Air Pressure Sensor
1	1	A002401__	Kit - Montag Gen I Dry Rate Controller w/ Mount
2	1	K002214	Kit - Fan Air Pressure Sensor Add-On Kit (4-20 MA)
3	1	P002731	Sensor - Air Pressure 3-Pin (0-3.6 psi) (1/4 NPT) *
4	1	P002904	Fitting - Hyd - 1=#2 M Pipe, 2&3=#2 F Pipe Tee *
5	1	P002905	Fitting - Hyd - #2 M Pipe x #4 F Pipe Straight *
6	1	P002910	Document - Air Pressure Add-on Installation Guide *

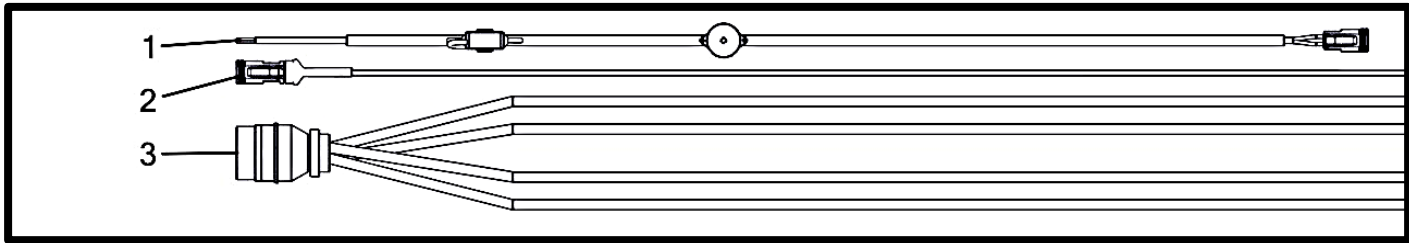
(*) Included In K002214 - Kit - Fan Air Pressure Sensor Add-On Kit (4-20 MA)

TECH. PACKAGES

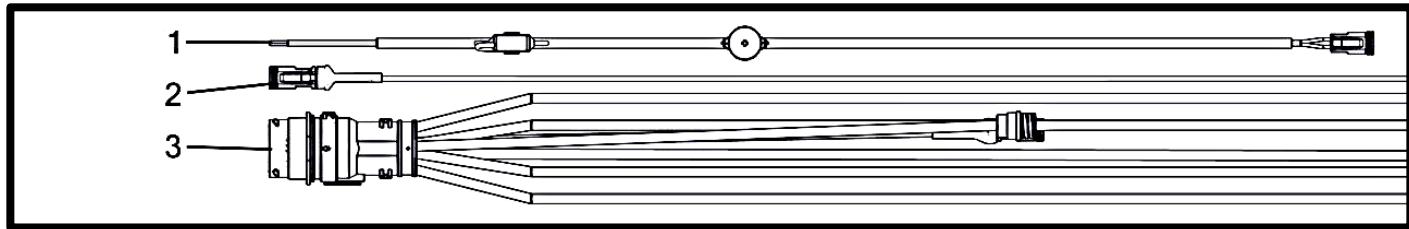
37 Pin, 1 Section



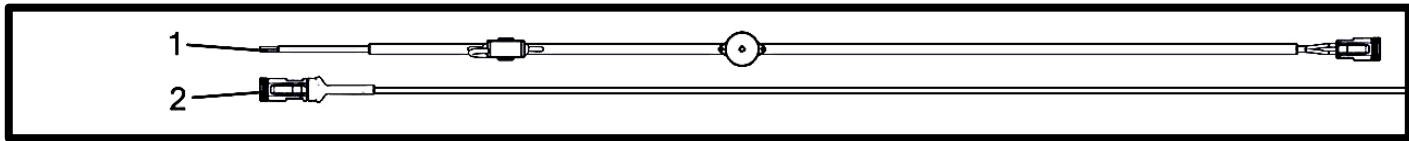
37 Pin, 2 Section



47 Pin, 1&2 Section



No Controller Harness



TECH. PACKAGES

37 Pin, 1 Section

Item No.	Qty	Part Number	Description
		K002246	Kit - Tech Pkg, 37 Pin 1 Section
1	1	P000374	Wire Harness - Case Drain Pressure Alarm
2	1	P000377	Harness - DT 2 Pin Extension (50')
3	1	P002038	Harness - 37 Pin GreenStar RC (Single Product/Section) (12V Encoder)

37 Pin, 2 Section

Item No.	Qty	Part Number	Description
		K002247	Kit - Tech Pkg, 37 Pin 2 Section
1	1	P000374	Wire Harness - Case Drain Pressure Alarm
2	1	P000377	Harness - DT 2 Pin Extension (50')
3	1	P002070	Harness - 37 Pin GreenStar RC (Dual Product/Section) (12V Encoder)

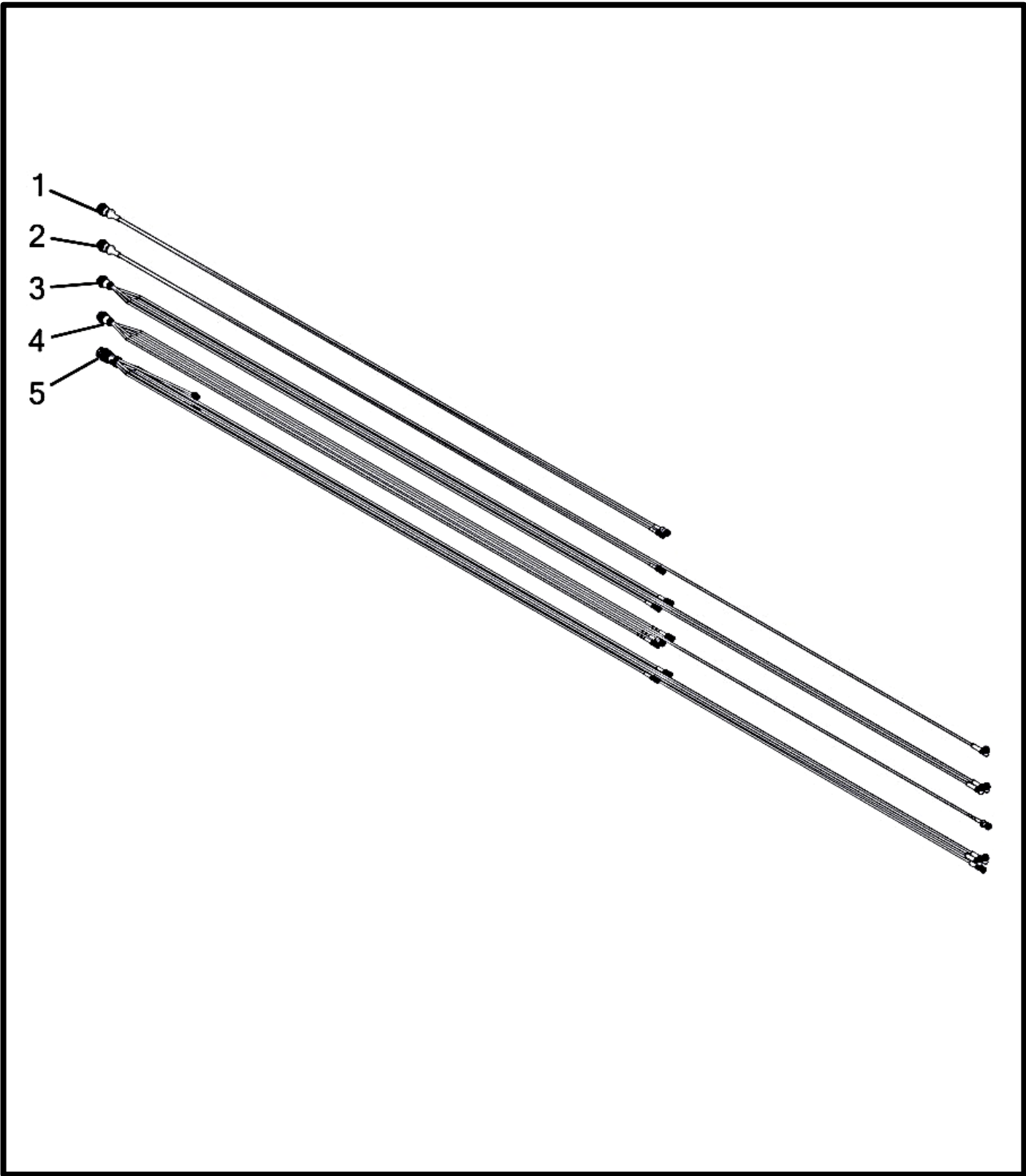
47 Pin, 1&2 Section

Item No.	Qty	Part Number	Description
		K002248	Kit - Tech Pkg, 47 Pin 1&2 Section
1	1	P000374	Wire Harness - Case Drain Pressure Alarm
2	1	P000377	Harness - DT 2 Pin Extension (50')
3	1	P002921	Harness - 47 Pin JDRC 2000 (Dual Product/Section) (12V Encoder)

No Controller Harness

Item No.	Qty	Part Number	Description
		K002273	Kit - Tech Pkg, No Controller Harness
1	1	P000374	Wire Harness - Case Drain Pressure Alarm
2	1	P000377	Harness - DT 2 Pin Extension (50')

Electrical Harnesses



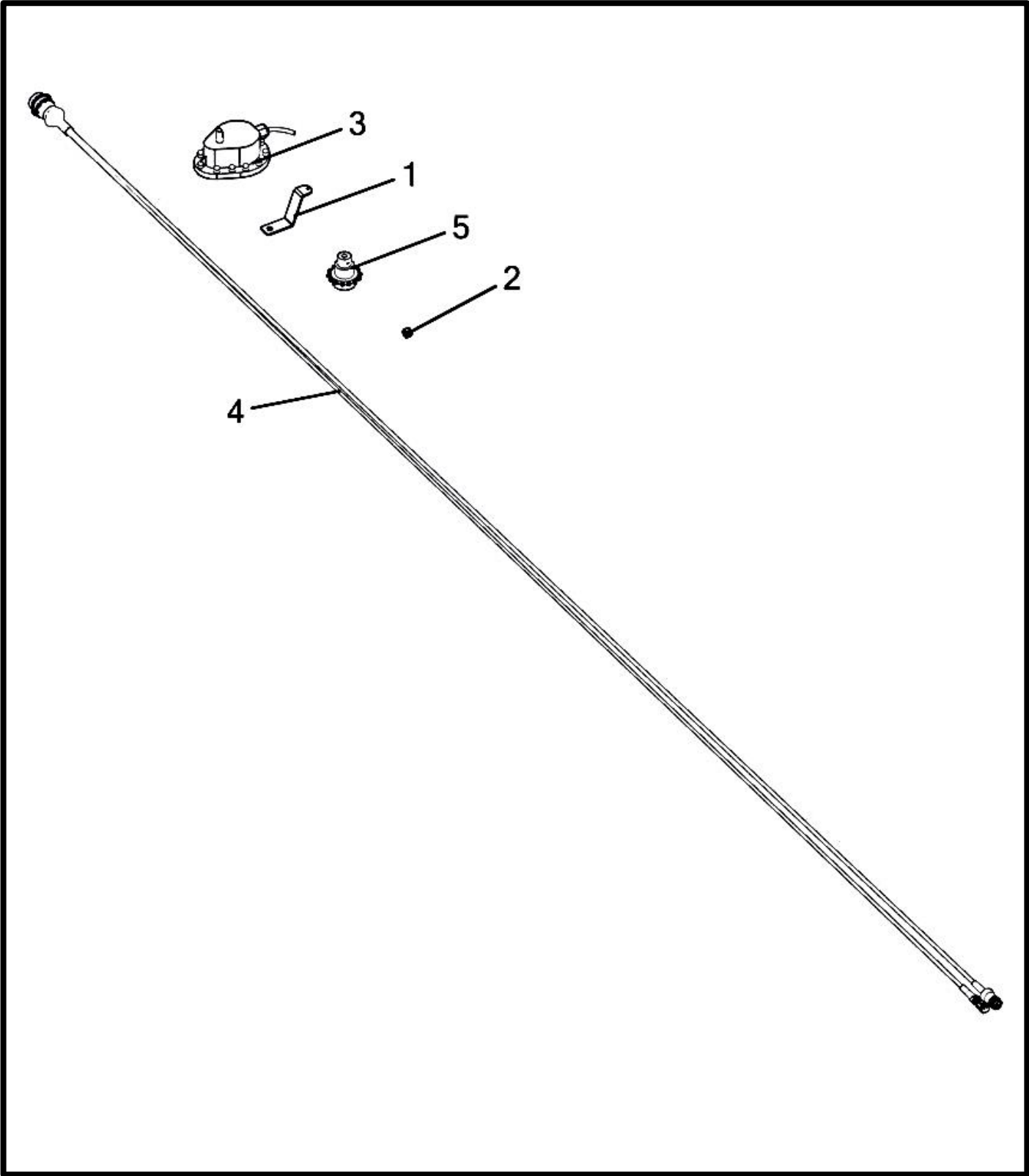
Electrical Harnesses

Item No.	Qty	Part Number	Description
1	1	P000717	Harness - 37 Pin Greenstar RC (Single Product/Section)(5V Encoder) * JDRC compatible
2	1	P002038	Harness - 37 Pin Greenstar RC (Single Product/Section)(12V Encoder) * JDRC compatible *
3	1	P002070	Harness - 37 Pin Greenstar RC (Dual Product/Section)(12V Encoder) * JDRC compatible *
4	1	P002372	Harness - 37 Pin Greenstar RC (Dual Product/Section)(5V Encoder) * JDRC compatible *
5	1	(R) P002921	Harness - 47 Pin JDRC 2000 (Dual Product/Section) (12V Encoder) †

(*) Requires P002831 To Be Compatible W/Raven SCS 4400 Console

(†) Not compatible with JD Greenstar Rate Controller Dry

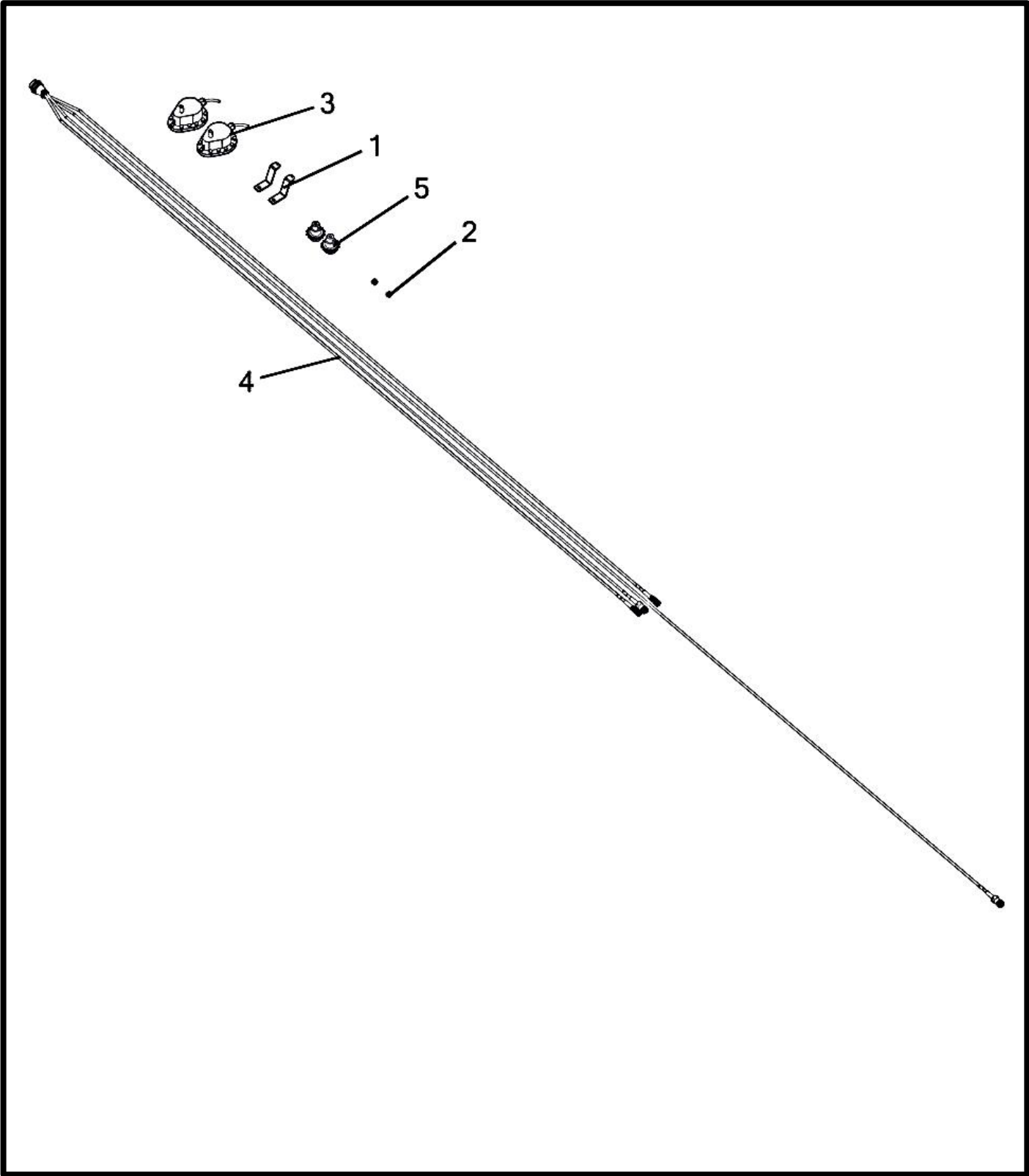
Kit - 1 Section Gen I Raven Encoder Add-on



Kit - 1 Section Gen I Raven Encoder Add-on

Item No.	Qty	Part Number	Description
		K002006	Kit - 1 Section Gen I Raven Encoder Add-on
1	1	M000622	Bracket - Encoder
2	1	P000105	Nut - 3/8-16 Hex Nylon Lock (F594 316 S/S FB)
3	1	P000160	Encoder - Raven
4	1	P000717	Harness - 37 Pin Greenstar RC (Single Product/Section)(5V Encoder)
5	1	W000076	Sprocket - Encoder (Raven)

Kit - 2 Section Gen I Raven Encoder Add-on



Kit - 2 Section Gen I Raven Encoder Add-on

Item No.	Qty	Part Number	Description
		K002015	Kit - 2 Section Gen I Raven Encoder Add-on
1	2	M000622	Bracket - Encoder
2	2	P000105	Nut - 3/8-16 Hex Nylon Lock (F594 316 S/S FB)
3	2	P000160	Encoder - Raven
4	1	P002372	Harness - 37 Pin GreenStar RC (Dual Product/Section) (5V Encoder)
5	2	W000076	Sprocket - Encoder (Raven)



NOTES

NOTES



Montag Manufacturing, Inc.
3816 461st Avenue
Emmetsburg, IA 50536
Phone: (712) 852-4572
FAX: (712) 852-4574

Tech Support: (712) 852-4572
or
support@montagmfg.com

Visit us at:
www.montagmfg.com